

PROSPECTUS

35,000,000 Shares



Class A Common Stock

Laureate Education, Inc. is offering 35,000,000 shares of its Class A common stock. This is our initial public offering and no public market currently exists for our shares of Class A common stock.

Following this offering, we will have two classes of outstanding common stock, Class A common stock and Class B common stock. The rights of the holders of Class A common stock and Class B common stock will be identical, except with respect to voting and conversion. Each share of Class A common stock will be entitled to one vote per share. Each share of Class B common stock will be entitled to ten votes per share and will be convertible at any time into one share of Class A common stock. Outstanding shares of Class B common stock will represent approximately 97.4% (or 97.1% if the underwriters exercise in full their option to purchase additional shares of Class A common stock) of the voting power of our outstanding capital stock following this offering. After completion of this offering, Wengen Alberta, Limited Partnership, an Alberta limited partnership (“Wengen”), our controlling stockholder, will continue to control a majority of the voting power of our outstanding common stock. As a result, we are a “controlled company” within the meaning of the Nasdaq Global Select Market (“Nasdaq”) corporate governance standards. See “Security Ownership of Certain Beneficial Owners and Management.” In October 2015, we redomiciled in Delaware as a public benefit corporation as a demonstration of our long-term commitment to our mission to benefit our students and society.

Our Class A common stock has been approved for listing on Nasdaq under the symbol “LAUR.”

Investing in our Class A common stock involves risks. See “Risk Factors” beginning on page 29.

	Per Share	Total
Initial public offering price	\$14.00	\$490,000,000
Underwriting discounts and commissions(1)	\$ 0.70	\$ 24,500,000
Proceeds, before expenses, to us	\$13.30	\$465,500,000

(1) We have agreed to reimburse the underwriters for certain expenses in connection with this offering. See “Underwriting.”

We have granted the underwriters the right to purchase up to an additional 5,250,000 shares of Class A common stock from us.

As part of this offering, an affiliate of Kohlberg Kravis Roberts & Co. L.P. intends to purchase from the underwriters 3,571,428 shares of Class A common stock at the initial public offering price.

The Securities and Exchange Commission and state securities regulators have not approved or disapproved these securities, or determined if this prospectus is truthful or complete. Any representation to the contrary is a criminal offense.

The underwriters expect to deliver the shares of Class A common stock to purchasers on February 6, 2017.

Joint Book-Running Managers

Credit Suisse **Morgan Stanley** **Barclays**
Macquarie Capital **J.P. Morgan** **BMO Capital Markets** **Citigroup** **Goldman, Sachs & Co.**

Co-Managers

Baird **Barrington Research** **Piper Jaffray** **Stifel** **William Blair**
Bradesco BBI **BTG Pactual**

The Leader in Global Higher Education

An International Network of Universities that Encourages Learning without Boundaries



LAUREATE
EDUCATION INC.

1M Students pursuing their education at Laureate institutions

95% of Laureate students are outside the U.S.

200+ Campuses in 25 countries in the Americas, Africa, Asia Pacific, Europe and the Middle East

70+ Institutions offering quality, innovative higher education with a global perspective



We believe that when our students succeed, countries prosper and societies benefit.

¹Source: Organization for Economic Cooperation and Development

Here For Good



We believe in the power of education to change lives.

We make an enduring commitment to the communities we serve.

We will be the First Publicly Traded Public Benefit Corporation

This Means that Laureate:

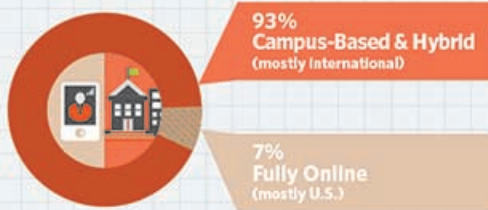
- Has a mission to create a positive impact on society
- Considers the impact of its business on workers, the community and the environment
- Will have its performance evaluated by a third party

APPROX. **\$700M** Scholarships and tuition discounts awarded in 2015

APPROX. **150,000+** patients received free or low-cost medical or dental services in 2015 from Laureate Institutions

Laureate by the Numbers

STUDENT ENROLLMENT BY MODALITY



Growing Demand for Hybrid Programs

We plan to leverage our expertise in providing online education to expand and enhance traditional campus-based course offerings with online delivery, providing our students with access to the technology platforms and innovative programs they expect

OUR 2019 GOAL

Increase online student credit hours to 25% across our global network

REVENUE BY SEGMENT

\$4.3B IN 2015



LatAm: 56% GPS: 24% Europe: 10% AMEA: 10%

LOW RELIANCE ON GOVERNMENT FUNDED STUDENT LOANS

APPROX. **75%** of revenue comes from private pay sources

Platform for Sustainable Growth

11%

Enrollment
CAGR 2009-15

10%

Revenue
CAGR 2009-15

15+ YEARS
of consecutive enrollment growth



80%+

Historical Annual Retention Rate



22

Accredited Medical Schools

19

Accredited Dental Schools

DIVERSIFIED FIELDS OF STUDY



- 26% BUSINESS & MANAGEMENT
- 22% MEDICINE & HEALTH SCIENCES
- 17% ENGINEERING & INFORMATION TECHNOLOGY
- 8% ARCHITECTURE, ART & DESIGN
- 6% LAW & LEGAL STUDIES
- 5% COMMUNICATIONS
- 5% EDUCATION
- 11% OTHER

Serving a Critical Market Need...

\$1.5T

Global higher education market revenue in 2015¹

5%

Growth in market expected annually through 2020¹



THE GLOBAL LEADER IN HIGHER EDUCATION

Yet, Laureate students make up only 0.5% of worldwide higher education students

200M

Higher Education Students Globally²

1.8B

2009 Population

Global middle class expected to more than double in size³

5B

2030 Population

GOVERNMENTS SEEKING TO INCREASE HIGHER EDUCATION PARTICIPATION RATES

Many markets have low, but growing, higher education participation rates²



...With an Unparalleled Global Network



¹ Source: GSV Advisors

² Source: United Nations Educational, Scientific and Cultural Organization

³ Source: Brookings Institution

Laureate's Long-Standing and Reputable Institutions Deliver High Quality Education

Our Global Network

• indicates a Laureate Institution

SELECT INSTITUTIONS



Universidad del Valle de México
The largest private university in Mexico and ranked in the top ten of all universities in the country for nearly a decade

Founded 1960



Universidad Europea de Madrid
The first university in Laureate's network and one of the largest private universities in Spain

Founded 1995



Hunan International Economics University
One of the largest private universities in China

Founded 1997



Universidad Andrés Bello
The largest university in Chile and among the top institutions in the country

Founded 1989



Monash South Africa
Laureate's first institution in Sub-Saharan Africa

Founded 2001



Torrens University of Australia
First new private university approved by the Australian government in more than 20 years

Founded 2014

TABLE OF CONTENTS

Trademarks and Tradenames	ii
Industry and Market Data	ii
Presentation of Financial Information	ii
Letter from Doug Becker	iii
Prospectus Summary	1
Risk Factors	29
Special Note Regarding Forward-Looking Statements	93
Use of Proceeds	95
Dividend Policy	96
Capitalization	97
Dilution	99
Selected Historical Consolidated Financial and Other Data	100
Management’s Discussion and Analysis of Financial Condition and Results of Operations	106
Business	178
Industry Regulation	218
Management	266
Executive Compensation	276
Security Ownership of Certain Beneficial Owners and Management	309
Certain Relationships and Related Party Transactions	315
Description of Capital Stock	321
Description of Certain Indebtedness	331
Material U.S. Federal Tax Consequences for Non-U.S. Holders of Class A Common Stock	342
Shares Eligible for Future Sale	346
Underwriting	349
Legal Matters	356
Experts	356
Where You Can Find More Information	356
Index to Consolidated Financial Statements	F-1

You should rely only on the information contained in this prospectus or contained in any free writing prospectus filed with the Securities and Exchange Commission (the “SEC”). Neither we nor the underwriters have authorized anyone to provide you with additional information or information different from that contained in this prospectus or in any free writing prospectus filed with the SEC. We are offering to sell, and seeking offers to buy, our Class A common stock only in jurisdictions where offers and sales are permitted. The information contained in this prospectus is accurate only as of the date of this prospectus.

Through and including February 25, 2017 (the 25th day after the date of this prospectus), all dealers that effect transactions in these securities, whether or not participating in this offering, may be required to deliver a prospectus. This is in addition to the dealers’ obligation to deliver a prospectus when acting as underwriters and with respect to their unsold allotments or subscriptions.

For investors outside of the United States, neither we nor the underwriters have done anything that would permit this offering or possession or distribution of this prospectus or any free writing prospectus we may provide to you in connection with this offering in any jurisdiction where action for that purpose is required, other than in the United States. You are required to inform yourselves about and to observe any restrictions relating to this offering and the distribution of this prospectus and any such free writing prospectus outside of the United States.

As used in this prospectus, unless otherwise stated or the context otherwise requires, references to “we,” “us,” “our,” the “Company,” “Laureate” and similar references refer collectively to Laureate Education, Inc. and its subsidiaries. Unless otherwise stated or the context requires, references to the *Laureate International Universities* network include Santa Fe University of Art and Design (“SFUAD”), which is owned by Wengen. Laureate is affiliated with SFUAD, but does not own or control it and,

accordingly, SFUAD is not included in the financial results of Laureate presented throughout this prospectus.

TRADEMARKS AND TRADENAMES

LAUREATE, LAUREATE INTERNATIONAL UNIVERSITIES and the leaf symbol are trademarks of Laureate Education, Inc. in the United States and other countries. This prospectus also includes other trademarks of Laureate and trademarks of other persons, which are properties of their respective owners.

INDUSTRY AND MARKET DATA

We obtained the industry, market and competitive position data used throughout this prospectus from our own internal estimates and research as well as from industry publications and research, surveys and studies conducted by third parties. This prospectus also contains the results from studies by Millward Brown and Gallup, Inc. (“Gallup”). We commissioned the Millward Brown study as part of our periodic evaluation of employment rates and starting salary information for our graduates. In addition, we commissioned the Gallup survey to explore the relationship between the experiences of students at Walden University, our online university located in the United States, and long-term outcomes of those students based on the survey responses.

Industry publications, studies and surveys generally state that they have been obtained from sources believed to be reliable, although they do not guarantee the accuracy or completeness of such information. While we believe that each of these publications, surveys and studies is reliable, we have not independently verified industry, market and competitive position data from third-party sources. While we believe our internal business research is reliable and the market definitions are appropriate, neither such research nor these definitions have been verified by any independent source.

PRESENTATION OF FINANCIAL INFORMATION

In this prospectus we present certain data for the 12-month period (“LTM”) ended September 30, 2016. This data has been derived by summing our historical results for the year ended December 31, 2015 and our historical results for the nine months ended September 30, 2016, then subtracting our historical results for the nine months ended September 30, 2015. Our results of operations for the nine months ended September 30, 2016 are not necessarily indicative of the results that may be expected for the full year.

On May 2, 2016, we announced a change to our operating segments in order to align our structure more geographically. Our institution in Italy, Nuova Accademia di Belle Arti Milano (“NABA”), including Domus Academy, moved from our GPS segment into our Europe segment. Media Design School (“MDS”), located in New Zealand, moved from our GPS segment into our AMEA segment. Our GPS segment now focuses on Laureate’s fully online global operations and on its campus-based institutions in the United States. This change has been reflected in the financial statements for all periods presented.

On January 10, 2017, we announced that we plan to combine our Europe and AMEA operations, effective March 31, 2017, in order to reflect our belief that we will be able to operate the institutions in those operations more successfully and efficiently under common management. The Company is currently evaluating the impact of this combination on its operating segments. All information in this prospectus is presented consistently with our operating segments as in effect on September 30, 2016, and on the date of this prospectus, and does not reflect any possible segment realignment.

On January 1, 2016, Laureate adopted Accounting Standards Update 2015-03, which simplified the presentation of debt issuance costs by requiring debt issuance costs to be presented as a deduction from debt. At adoption, the new guidance was applied retrospectively to all prior periods presented in this prospectus.

Our consolidated financial statements included in this prospectus are presented in U.S. dollars (\$) rounded to the nearest thousand, with many amounts in this prospectus rounded to the nearest tenth of a million. Therefore, discrepancies in the tables between totals and the sums of the amounts listed may occur due to such rounding.

LETTER FROM DOUG BECKER

Dear Prospective Investors,

As the founder of Laureate, it is my privilege to explain the company and its beliefs, as a way of educating potential new investors to determine if we are a compatible fit. This company was founded over 25 years ago and, while the offerings, strategies and even the name of the company have changed over the years, our core beliefs remain the same. Chief among them is our belief in the power of education to transform lives, and our view that the private sector can make a positive impact in a field that traditionally has been the province of the public sector. I have been accompanied on this journey by remarkable partners, friends and co-workers, and the success and longevity of this company is a credit to their passion, commitment and many sacrifices. Many of these contributors are still with us and some are gone, but I write this letter on behalf of them all, in a shared belief that Laureate is that rare company that will outlive its many founders and make lasting contributions to the world.

Seventeen years ago, we entered the field of international higher education with the acquisition of Universidad Europea de Madrid in Spain, and this became our testbed for innovation as we developed our ideas for new ways to manage universities and to improve outcomes for students. The company was built upon the idea that our main purpose was to prepare our students for success in their careers and lives. And we also believed that this was a much more valuable contribution if it could be done at scale. There are many barriers that inhibit participation in higher education and we committed ourselves to overcoming these barriers in order to expand access. This requires us to educate students at an affordable price, and in fact our tuition typically is far below the actual per-student cost to society of public institutions, which are heavily subsidized by government. Expanding access also requires us to accept more students compared to elite institutions, and to demonstrate that many of our students graduate and succeed in career and life.

From the very beginning, we wanted to create an international network of universities that would give our students a unique multicultural experience and better preparation for success in an increasingly globalized workforce. So we searched for other compatible acquisitions of, or partnerships with, universities in other countries, initially in Spanish-speaking markets but eventually across many languages and cultures. In the process, we forged the largest and most powerful network of universities of its kind, with over 70 institutions that today serve more than one million students. Many of these universities are owned or controlled by Laureate, but we also manage institutions that we do not own. In addition, we provide services under contract to governments and to prestigious public and non-profit universities, which demonstrates our quality and value. We believe that providing these types of services will become an increasingly important part of our business model.

Accountability for results has been a critical factor in our success, and to accomplish this we have brought together best practices from the fields of higher education and business management. As a company, we understand the needs of the private sector, which will ultimately employ most of our graduates. So we build deep linkages with employers to ensure that our curriculum reflects the latest requirements and that our students graduate with the skills to succeed. But we are not just a company. We are a company of educators. Our academic leaders ensure that we have great teachers in the classroom, teaching in effective ways and with the right curriculum, and with a human connection to each of our students. They ensure that we understand the needs and requirements of regulators in the many countries that we serve, helping achieve the goals of increasing participation while assuring quality. Their efforts allow us to deliver great, measurable outcomes for our students, the majority of whom are outside the United States.

We recognize the enormous importance that society places on education as a public good or even a civil right, and we respect the role that government plays in ensuring quality and access to education. As a leader in this field, we are required to operate with the highest integrity and the deepest commitment to social responsibility. This has always caused us to have a culture that combines the “head” of a business enterprise—scalable, efficient and accountable for measurable results—with the


“heart” of a non-profit organization—dedicated to improving lives and benefitting society. We reconcile these two concepts by delivering measurable results for our students, recognizing that when our students succeed, countries prosper and societies benefit. This means that we have always asked our stockholders and employees to recognize our commitment to put the needs of our students first.

I believe that balancing the needs of our constituents has been instrumental to our success and longevity, allowing us to grow even in challenging economic times. For a long time, we didn't have an easy way to explain the idea of a for-profit company with such a deep commitment to benefitting society. So we took notice when in 2010 the first state in the U.S. passed legislation creating the concept of a Public Benefit Corporation, a new type of for-profit corporation with an expressed commitment to creating a material positive impact on society. We watched this concept carefully as it swept the nation, with 31 states and the District of Columbia now having passed legislation to allow for this new class of corporation, which commits itself to high standards of corporate purpose, accountability and transparency. This includes Delaware, the state that we have selected as our new domicile and which has the most up-to-date Public Benefit Corporation law. We believe that we are by far the largest company to become a Public Benefit Corporation and that, following our IPO, we likely will be the first publicly traded Public Benefit Corporation. In addition, while not required by Delaware law, we have chosen to have our social and environmental performance, accountability and transparency assessed against the proprietary criteria established by an independent non-profit organization. Based on this assessment, we have been designated as a “Certified B Corporation.”

Which brings me to the topic of our initial public offering. Many of you may know that Laureate was previously a publicly traded company, from 1993 until we went private in 2007. So we understand the advantages and challenges associated with being public. We went private with the intention of accomplishing some very specific objectives and, having achieved these goals, we believe it is time for us to re-establish ourselves as a publicly traded company. Being public brings the highest level of transparency, and will enable us to more easily raise capital to support our mission which, at its core, is about expanding access to higher education through greater scale. We want to best ensure that we always have capital to grow and bring the benefits of our education programs to more students. We recognize that some investors in public companies are highly focused on short-term results, and we hope that it is very clear to them that this is not our approach. With the benefit of a long-term view, we will balance the needs of stockholders with the needs of students, employees and the communities in which we operate, and we believe that this approach will deliver the best results for our investors. We plan to seek out and engage with investors who see the benefit of this approach, and who want to be a part of an enduring, mission-driven company that we believe has strong prospects for long-term growth and the opportunity to help millions of people change their lives through education. We use the expression *Here For Good* to explain our commitment to thinking and acting for the long-term, and providing a significant benefit to society.

Looking ahead, I can't think of a more exciting time for our company. The world embraces the power and importance of education and is seeking new ideas and technologies to deliver better education to more people at an affordable cost. We believe we are uniquely positioned to meet this need through our unparalleled scale and resources, and our growing capacity to provide our intellectual property and services to other universities and governments.

Sincerely yours,



Douglas L. Becker
Founder, Chairman and
Chief Executive Officer

PROSPECTUS SUMMARY

This summary highlights information contained elsewhere in this prospectus and does not contain all of the information that you should consider before making your investment decision. Before investing in our Class A common stock, you should carefully read this entire prospectus, including the information presented under the section entitled “Risk Factors” and the financial statements and notes thereto included elsewhere in this prospectus.

LAUREATE EDUCATION, INC.

Our Mission

Laureate is an international community of universities that encourages learning without boundaries. Our purpose is to offer higher education with a unique multicultural perspective, and prepare our students for exciting careers and life-long achievement. We believe that when our students succeed, countries prosper and societies benefit.

Our Beliefs

We are a mission-driven company with a long-term perspective, committed to addressing the needs of our students and preparing them for their future endeavors. We are intensely focused on providing our students with the highest quality education resulting in strong employment opportunities. In addition to delivering superior outcomes for our students, we remain highly focused on delivering social returns to all of our constituents, especially the local communities we serve. Key decisions affecting each institution are made by local management and faculty, taking into account the needs of the students, prospective employers, surrounding communities and regulators. We believe our dedication to these constituencies has enabled our institutions to become trusted brands in their local markets, and has enabled Laureate to become a trusted name in global higher education.

Our Business

We are the largest global network of degree-granting higher education institutions, with more than one million students enrolled at our 71 institutions in 25 countries on more than 200 campuses, which we collectively refer to as the *Laureate International Universities* network. We participate in the global higher education market, which was estimated to account for revenues of approximately \$1.5 trillion in 2015, according to GSV Advisors (“GSV”). We believe the global higher education market presents an attractive long-term opportunity, primarily because of the large and growing imbalance between the supply and demand for quality higher education around the world. Advanced education opportunities drive higher earnings potential, and we believe the projected growth in the middle class population worldwide and limited government resources dedicated to higher education create substantial opportunities for high-quality private institutions to meet this growing and unmet demand. Our outcomes-driven strategy is focused on enabling millions of students globally to prosper and thrive in the dynamic and evolving knowledge economy.

In 1999, we made our first investment in higher education and, since that time, we have developed into the global leader in higher education, based on the number of students, institutions and countries making up our network. Our global network of 71 institutions comprises 59 institutions we own or control, and an additional 12 institutions that we manage or with which we have other relationships. Our institutions are recognized for their high-quality academics. For example, we own and operate Universidad del Valle de México (“UVM Mexico”), the largest private university in Mexico, which in 2016 was ranked seventh among all public and private higher education institutions in the country by *Guía Universitaria*, an annual publication of *Reader’s Digest*. Our track record for delivering high-quality outcomes to our students, while stressing affordability and accessibility, has been a key reason for our long record of success, including 16 consecutive years of enrollment growth. We have generated

compound annual growth rates (“CAGRs”) in total enrollment and revenues of 10.4% and 9.0%, respectively, from 2009 through September 30, 2016. For the LTM ended September 30, 2016, we generated total revenues of \$4,218.8 million, operating income of \$336.8 million, net income of \$311.6 million and Adjusted EBITDA of \$708.3 million. For a reconciliation of Adjusted EBITDA to net income (loss), see “Prospectus Summary—Summary Historical Consolidated Financial and Other Data.”

Since being taken private in August 2007, we have undertaken several initiatives to continually improve the quality of our programs and outcomes for our students, while expanding our scale and geographic presence, and strengthening our organization and management team. From 2007 to September 30, 2016, we have expanded into 12 new countries, added over 100 campuses worldwide and grown enrollment from approximately 300,000 to more than one million students with a combination of strong organic revenue growth of 9.3% (average annual revenue growth from 2007 to 2015 excluding acquisitions) and the successful integration of 41 strategic acquisitions. Key to this growth were expansions into Brazil, where we owned 13 institutions with a combined enrollment of approximately 260,000 students, and expansions into Asia, the Middle East and Africa, where we owned or controlled 21 institutions with a combined enrollment of approximately 86,000 students. Further, we have made significant capital investments and continue to make operational improvements in technology and human resources, including key management hires, and are developing scalable back-office operations to support the *Laureate International Universities* network, including implementing a vertically integrated information technology, finance, accounting and human resources organization that, among other things, are designed to enhance our analytical capabilities. Finally, over the past several years, we have invested heavily in technology-enabled solutions to enhance the student experience, increase penetration of our hybrid offerings and optimize efficiency throughout our network. We believe these investments have created an intellectual property advantage that has further differentiated our offerings from local market competitors.

The *Laureate International Universities* network enables us to educate our students locally, while connecting them to an international community with a global perspective. Our students can take advantage of shared curricula, optional international programs and services, including English language instruction, dual-degree and study abroad programs and other benefits offered by other institutions in our network. We believe that the benefits of the network translate into better career opportunities and higher earnings potential for our graduates.

The institutions in the *Laureate International Universities* network offer a broad range of undergraduate and graduate degrees through campus-based, online and hybrid programs. Approximately 93% of our students attend traditional, campus-based institutions offering multi-year degrees, similar to leading private and public higher education institutions in the United States and Europe. In addition, approximately two thirds of our students are enrolled in programs of four or more years in duration. Our programs are designed with a distinct emphasis on applied, professional-oriented content for growing career fields and are focused on specific academic disciplines, or verticals, that we believe demonstrate strong employment opportunities and provide high earnings potential for our students, including:



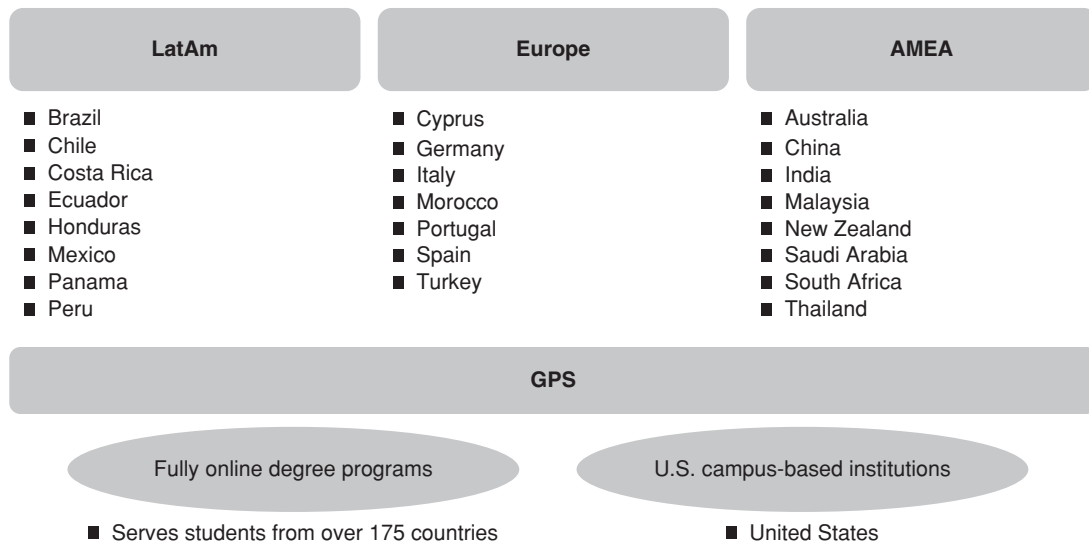
Note: Percentages based on enrollments as of 9/30/2016.

Across these academic disciplines, we continually and proactively adapt our curriculum to the needs of the market, including emphasizing the core STEM (science, technology, engineering and

math) and business disciplines. We believe the STEM and business disciplines present attractive areas of study to students, especially in developing countries where there exists a strong and ongoing focus to develop and retain professionally trained individuals. Since 2009, we have more than doubled our enrollment of students pursuing degrees in Business & Management, Medicine & Health Sciences and Engineering & Information Technology, our three largest disciplines. We believe the work of our graduates in these disciplines creates a positive impact on the communities we serve and strengthens our institutions' reputations within their respective markets.

Across the world, we operate institutions that address regional, national and local supply and demand imbalances in higher education. As the global leader in higher education, we believe we are uniquely positioned to effectively deliver high-quality education across different brands and tuition levels in the markets in which we operate. In many developing markets, traditional higher education students (defined as 18-24 year olds) have historically been served by public universities, which have limited capacity and are often underfunded, resulting in an inability to meet growing student demands and employer requirements. Our institutions in these markets offer traditional higher education students a private education alternative, often with multiple brands and price points in each market, with innovative programs and strong career-driven outcomes. In many of these same markets, non-traditional students such as working adults and distance learners have limited options for pursuing higher education. Through targeted programs and multiple teaching modalities, we are able to serve the differentiated needs of this unique demographic. Our flexible approach across geographies allows Laureate to access a broader addressable market of students by efficiently tailoring institutions to meet the needs of a particular geography and student population.

We have four reporting segments, which are summarized in the table below. We group our institutions by geography in Latin America ("LatAm"), Europe ("Europe") and Asia, Middle East and Africa ("AMEA") for reporting purposes. Our Global Products and Services segment ("GPS") includes our fully online universities and our campus-based institutions in the United States.



The following information for our operating segments is presented as of September 30, 2016, except where otherwise indicated, and reflects the operating segment change discussed in the section entitled “Presentation of Financial Information”:

	<u>LatAm</u>	<u>Europe</u>	<u>AMEA</u>	<u>GPS</u>	<u>Total</u>
Countries	8	7	8	2	25
Institutions	29	14	21	7	71
Enrollments (rounded to nearest thousand) . .	834,000	54,000	86,000	73,000	1,047,000
LTM ended September 30, 2016 Revenues (\$ in millions)‡	\$ 2,378.7	\$ 496.9	\$ 419.1	\$ 939.9	\$ 4,218.8
% Contribution to LTM ended September 30, 2016 Revenues‡	56%	12%	10%	22%	100%

‡ The elimination of inter-segment revenues and amounts related to Corporate, which total \$15.7 million, is not separately presented.

Our Industry

We are the leader in the global market for higher education, which is characterized by a significant imbalance between supply and demand, especially in developing economies. In many countries, demand for higher education is large and growing. GSV estimates that higher education institutions accounted for total revenues of approximately \$1.5 trillion globally in 2015, with the higher education market expected to grow by approximately 5% per annum through 2020. Global growth in higher education is being fueled by several demographic and economic factors, including a growing middle class, global growth in services and technology-related industries and recognition of the significant personal and economic benefits gained by graduates of higher education institutions. At the same time, many governments have limited resources to devote to higher education, resulting in a diminished ability by the public sector to meet growing demand, and creating opportunities for private education providers to enter these markets and deliver high-quality education. As a result, the private sector plays a large and growing role in higher education globally. While the *Laureate International Universities* network is the largest global network of degree-granting higher education institutions in the world, our total enrollment of more than one million students represents only 0.5% of worldwide higher education students.

Large, Growing and Underpenetrated Population of Qualified Higher Education Students. According to the United Nations Educational, Scientific and Cultural Organization (“UNESCO”), 198.6 million students worldwide were enrolled in higher education institutions in 2013, nearly double the 99.7 million students enrolled in 2000, and approximately 90% of those students were enrolled at institutions outside of the United States as of 2013. In many countries, including throughout Latin America, Asia and other developing regions, there is growing demand for higher education based on favorable demographics, increasing secondary completion rates and increasing higher education participation rates, resulting in continued growth in higher education enrollments. While global participation rates have increased for traditional higher education students (defined as 18-24 year olds), the market for higher education is still significantly underpenetrated, particularly in developing countries. Given the low penetration rates, many governments in developing countries have a stated goal of increasing the number of students participating in higher education. For example, Mexico’s participation rate increased from approximately 16% to approximately 22% from 2003 to 2013, and the Mexican government has set a goal of increasing the number of students enrolled in higher education by 17% over the next three years. Other developing countries with large addressable markets are similarly underpenetrated as evidenced by the following participation rates for 2013: Brazil (32%), China (22%) and India (19%), all of which are well below rates of developed countries such as the

United States and Spain, which in 2013 had participation rates of approximately 63% and approximately 60%, respectively.

Strong Economic Incentives for Higher Education. According to the Brookings Institution, approximately 1.8 billion people in the world composed the middle class in 2009, a number that is expected to more than double by 2030 to almost five billion people. We believe that members of this large and growing group seek advanced education opportunities for themselves and their children in recognition of the vast differential in earnings potential with and without higher education. According to data from the Organization for Economic Co-operation and Development (“OECD”), in certain European markets in which we operate, the earnings from employment for an adult completing higher education were approximately 60% higher than those of an adult with just an upper secondary education, while in the United States the differential was approximately 76%. This income gap is even more pronounced in many developing countries around the world, including a differential of approximately 139% in Chile and approximately 152% in Brazil. OECD statistics also show that overall employment rates are greater for individuals completing higher education than for those who have not completed upper secondary education. In addition, we believe as economies around the world are increasingly based on the services sector, they will require significant investment in human capital, advanced education and specialized training to produce knowledgeable professionals. We believe the cumulative impact of favorable demographic and socio-economic trends, coupled with the superior earnings potential of higher education graduates, will continue to expand the market for private higher education.

Increasing Role of the Private Sector in Higher Education. In many of our markets, the private sector plays a meaningful role in higher education, bridging supply and demand imbalances created by a lack of capacity at public universities. In addition to capacity limitations, we believe that limited public resources, and the corresponding policy reforms to make higher education systems less dependent on the financial and operational support of local governments, have resulted in increased enrollments in private institutions relative to public institutions.

According to the OECD, from 2003 to 2013, the number of students enrolled in private institutions grew from approximately 26% to approximately 31% of total enrollments within OECD countries. For example, Brazil and Chile rely heavily upon private institutions to deliver quality higher education to students, with approximately 71% (in 2012) and approximately 84% (in 2013), respectively, of higher education students in these countries enrolled in private institutions.

The decrease in government funding to public higher education institutions in recent years has served to spur the growth of private institutions, as tuitions have been increasingly funded by private sources. On average, OECD countries experienced a decrease in public funding from approximately 69% of total funding in 2000 to approximately 65% in 2012. For example, Mexico experienced a decrease in public funding as a percentage of total funding of approximately ten percentage points during the same period. We believe these trends have increased demand for competitive private institutions as public institutions are unable to meet the demand of students and families around the world, especially in developing markets.

Greater Accessibility to Higher Education through Online and Hybrid Offerings. Improving Internet broadband infrastructure and new instruction methodologies designed for the online medium have driven increased acceptance of the online modality globally. According to a survey conducted by the Babson Survey Research Group, approximately 71% of academic leaders rated online learning outcomes as the same or superior to classroom learning in 2014, up from approximately 57% in 2003. GSV estimates that the online higher education market will grow by a CAGR of approximately 25%, from \$49 billion in 2012 to \$149 billion in 2017. Additionally, new online and hybrid education offerings have enabled the cost-effective delivery of higher education, while improving overall affordability and accessibility for students. We believe that increasing student demand, coupled with

growing employer and regulatory acceptance of degrees obtained through online and hybrid modalities, will continue to drive significant growth in the online and hybrid higher education market globally.

Our Strengths and Competitive Advantages

We believe our key competitive strengths that will enable us to execute our growth strategy include the following:

First Mover and Leader in Global Higher Education. In 1999, we made our first investment in global higher education. Since that time, the *Laureate International Universities* network has grown to include 71 institutions in 25 countries that enroll more than one million students, of which approximately 95% are outside of the United States. Our growth has been the result of numerous organic initiatives, supplemented by successfully completing and integrating 41 acquisitions since August 2007, substantially all of which were completed through private negotiations and not as part of an auction process. Given our size and status as the first mover in many of our markets, we have been able to acquire many marquee assets, which we believe will help us maintain our market-leading position due to the considerable time and expense it would take a competitor to establish an integrated network of international universities of similar scale with the brands, intellectual property and accreditations that we possess.

Long-Standing and Reputable University Brands Delivering High Quality Education. We believe we have established a reputation for providing high-quality higher education around the world, and that our schools are among the most respected higher education brands in their local markets. Many of our institutions have over 40-year histories, with some institutions approaching 100 years. In addition to long-standing presences in their local communities, many of our institutions are ranked among the best in their respective countries. For example, the *Barómetro de la Educación Superior* has ranked Universidad Andrés Bello as the top private university in Chile. Similarly, in Brazil, Universidade Anhembi Morumbi is ranked by *Guia do Estudante* as one of São Paulo's top universities, and in Europe, Universidad Europea de Madrid is the second largest private university in Spain and received four stars in the prestigious 2015 QS Stars™ international university rating.

Our strong brands are perpetuated by our student-centric focus and our mission to provide greater access to cost-effective, high-quality higher education, which allows more students to pursue their academic and career aspirations. We are committed to continually evaluating our institutions to ensure we are providing the highest quality education to our students. Our proprietary management tool, the Laureate Education Assessment Framework (“LEAF”), is used to evaluate institutional performance based on 44 unique criteria across five different categories: Employability, Learning Experience, Personal Experience, Access & Outreach and Academic Excellence. LEAF, in conjunction with additional external assessment methodologies, such as QS Stars™, allows us to identify key areas for improvement in order to drive a culture of quality and continual innovation at our institutions. For example, more than 86% of students attending Laureate institutions in Brazil are enrolled in an institution with an IGC score (an indicator used by the Brazilian Ministry of Education to evaluate the quality of higher education institutions) that has improved since 2010. In addition, our Brazilian institutions' IGC scores have increased by approximately 16% on average from 2010 to 2014, placing three of our institutions in the top quintile, and nine (encompassing approximately 96% of our student enrollment in Brazil) in the top three quintiles of all private higher education institutions in the country.

Many of our institutions and programs have earned the highest accreditation available, which provides us with a strong competitive advantage in local markets. For example, we serve more than 200,000 students in the fields of medicine and health sciences on over 100 campuses throughout the *Laureate International Universities* network, including 22 medical schools and 19 dental schools. Medical school licenses are often the most difficult to obtain and are only granted to institutions that meet

rigorous standards. We believe the existence of medical schools at many of our institutions further validates the quality of our institutions and programs. Similarly, other institutions have received numerous specialized accreditations, including those for Ph.D. programs.

Superior Outcomes for Our Students. We offer high-quality undergraduate, graduate and specialized programs in a wide range of disciplines that generate strong interest from students and provide attractive employment prospects. We design our programs to prepare students to contribute productively in their chosen professions upon employment. Our curriculum development process includes employer surveys and ongoing research into business trends to determine the skills and knowledge base that will be required by those employers in the future. This information results in timely curriculum upgrades, which helps ensure that our graduates acquire the skills that will make them marketable to employers. In 2014, we commissioned a study by Millward Brown, a leading third-party market research organization, of graduates at Laureate institutions representing over 60% of total Laureate enrollments. Graduates at 12 of our 13 surveyed international institutions achieved, on average, equal or higher employment rates within 12 months of graduation as compared to graduates of other institutions in the same markets, and in all of our premium institutions surveyed, graduates achieved higher starting salaries as compared to graduates of other institutions in those same markets (salary premium to market benchmarks ranged from approximately 6% to approximately 118%).

Robust Technology and Intellectual Property Platform. By virtue of our 17 years of experience operating in a global environment, managing campus-based institutions across multiple disciplines and developing and administering online programs and curricula, we have developed an extensive collection of intellectual property. We believe this collection of intellectual property, which includes online capabilities, campus design and management, recruitment of transnational students, faculty training, curriculum design and quality assurance, among other proprietary solutions, provides our students a truly differentiated learning experience and creates a significant competitive advantage for our institutions over competitors.

A critical element of our intellectual property is a suite of proprietary technology solutions. Select examples include *OneCampus*, which connects students across our network with shared online courses and digital experiences, and *Slingshot*, an online career orientation tool that enables students to explore career paths through state-of-the-art interest assessment and rich content about hundreds of careers. Our commitment to investing in technology infrastructure, software and human capital ensures a high-quality educational experience for our students and faculty, while also providing us with the infrastructure to manage and scale our business.

Our intellectual property has been a key driver in developing partnerships with prestigious independent institutions and governments globally. For example, we have partnered with other traditional public and private higher education institutions as a provider of online services. We have operated this model for more than ten years with the University of Liverpool in the United Kingdom and, more recently, we have added new partnerships with the University of Roehampton in the United Kingdom and the University of Miami in the United States. Additionally, in 2013, the Kingdom of Saudi Arabia launched the College of Excellence program with a long-term goal of opening 100 new technical colleges, and sought private operators to manage the institutions on its behalf under an operating model in which the Kingdom of Saudi Arabia funds the capital requirements to build the institutions, and the private operator runs the academic operations under a contract model. As of September 30, 2016, we have been awarded contracts to operate eight of the 33 colleges for which contracts have been awarded to date, more than any other provider in the Kingdom of Saudi Arabia.

Scale and Diversification of Our Global Network. The *Laureate International Universities* network is diversified across 25 countries, 71 campus-based and online institutions and over 2,500 programs. Additionally, in many markets, we have multiple institutions serving different segments of the population, at different price points and with different academic offerings. Although the majority of our

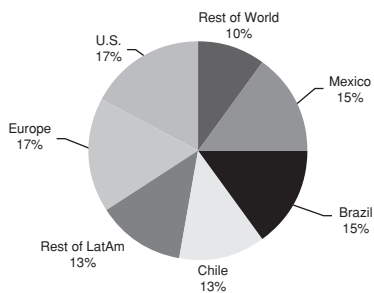
institutions serve the premium segment of the market, we also have expanded our portfolio of offerings in many markets to include high-quality value and technical-vocational institutions. By serving multiple segments of the market, all with high-quality offerings, we are able to continue to expand our enrollments during varying economic cycles. We believe there is no other public or private organization that commands comparable global reach or scale.

Our global network allows our institutions to bring their distinctive identities together with our proprietary international content, managerial best practices and international programs. Through collaboration across the global network, we can efficiently share academic curricula and resources, create dual degree programs and student exchanges, develop our faculty and incorporate best practices throughout the organization. In addition, our wide-ranging network allows us to continue to scale our business by facilitating the expansion of existing programs and campuses, the launch of new programs, the opening of new campuses in areas of high demand and the strategic acquisition and integration of new institutions into our network. For example, the resources and support of our global network have had a demonstrated impact on our Medicine & Health Sciences expansion effort, which has resulted in enrollment growth from approximately 75,000 students in 2009 to more than 200,000 students as of September 30, 2016. Furthermore, the existing breadth of our network allows us to provide a high-quality educational experience to our students, while simultaneously accessing the broadest addressable market for our offerings.

In recognition of the benefits of our international scale, and in order to formalize our organizational focus on the opportunities presented by our established network, we created the Laureate Network Office (“LNO”) in 2015. The LNO is an important resource that allows us, among other things, to better leverage our expertise in the online modality to increase the frequency and effectiveness of online and hybrid learning opportunities across the network.

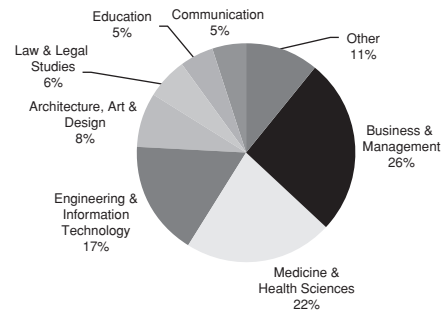
To further illustrate the breadth and diversity of our global network, the charts below show the mix of our geographic revenues, programs, modality and levels of study:

Geographic Revenue Mix



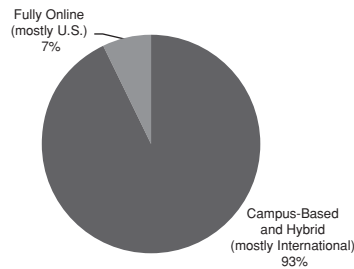
Based on LTM 9/30/2016 revenues
 Note: Europe includes revenues from Switzerland and the United Kingdom that are captured in GPS for segment reporting purposes, and excludes revenues from Morocco (which are shown in "Rest of World" above)

Program Mix



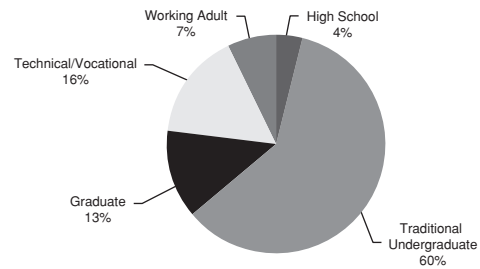
Based on 9/30/2016 enrollments

Modality Mix



Based on 9/30/2016 enrollments

Level of Study Mix



Based on 9/30/2016 enrollments
 Note: All high school students are in Mexico

Attractive Financial Model.

- Strong and Consistent Growth.** We have a proven track record of delivering strong financial results through various economic cycles. From 2009 to 2015, our revenues and Adjusted EBITDA grew at a CAGR of 10.5% and 11.3%, respectively (13.5% and 14.8% on a constant currency basis, respectively). From 2009 to 2015, our net loss increased at a CAGR of 13.2% to \$315.8 million for the year ended December 31, 2015. During this same period, we realized constant currency revenue growth of at least 10.3% every year. Adjusted for acquisitions, our average annual organic revenue growth over the same period was 7.6% (10.4% on a constant currency basis). For a reconciliation of Adjusted EBITDA to net income (loss), see “—Summary Historical Consolidated Financial and Other Data.”
- Private Pay Model.** Over 75% of our revenues for the year ended December 31, 2015 were generated from private pay sources. We believe students’ and families’ willingness to allocate personal resources to fund higher education at our institutions validates our strong value proposition.

- *Revenue Visibility Enhanced by Program Length and Strong Retention.* The majority of the academic programs offered by our institutions last between three and five years, and approximately two thirds of our students were enrolled in programs of at least four years or more in duration, as of September 30, 2016. The length of our programs provides us with a high degree of revenue visibility, which historically has led to more predictable financial results. Given that our fall student intake is substantially completed by the end of September, we have visibility into approximately 70% of the following year’s revenues, assuming a constant foreign exchange environment and assuming retention and graduation rates in line with historical performance. We actively monitor and manage student retention because of the impact it has on student outcomes and our financial results. The historical annual student retention rate, which we define as the proportion of prior year students returning in the current year (excluding graduating students), of over 80% has not varied by more than three percentage points in any one year over the last five years. Given our high degree of revenue visibility, we are able to make attractive capital investments and execute other strategic initiatives to help drive sustainable growth in our business.
- *Attractive Return on Incremental Invested Capital (“ROIIC”).* Our capital investments since inception have created significant scale and have also laid the foundation for continued strong organic growth. Given that we have already made foundational infrastructure investments in many of our core markets, we expect to recognize attractive returns on incremental invested capital deployed. As of December 31, 2015, our four-year ROIIC was 28.1%. For more information on ROIIC, see “Selected Historical Consolidated Financial and Other Data.”

Proven Management Team. We have an experienced and talented senior management team, with strong international expertise from a wide variety of industry-leading global companies. Our executive officers have been with us an average of 13 years and have led our transformation into the largest global network of degree-granting higher education institutions in the world. Douglas L. Becker, our Chairman, Chief Executive Officer and founder, has led our Company since its inception in 1989 and has cultivated an entrepreneurial and collaborative management culture. This entrepreneurial leadership style has been complemented by an executive management team with broad global experience, enabling us to institute strong governance practices throughout our network. The strength of the management team has enabled the sharing of best practices, allowing us to capitalize on favorable market dynamics and leading to the successful integration of numerous institutions into the *Laureate International Universities* network. In addition, we have strong regional and local management teams with a deep understanding of the local markets, that are focused on meeting the needs of our students and communities, and maintaining key relationships with regulators and business leaders. Our management team has a proven track record of gaining the trust and respect of the many regulatory authorities that are critical to our business.

Our Growth Strategy

We intend to continue to focus on growing the *Laureate International Universities* network through the following key strategies:

Expand Programs, Demographics and Capacity. We will continue to focus on opportunities to expand our programs and the type of students that we serve, as well as our capacity in our markets to meet local demand. We also intend to continue to improve the performance of each of our institutions by adopting best practices that have been successful at other institutions in the *Laureate International Universities* network. We believe these initiatives will drive organic growth and provide an attractive return on capital. In particular, we intend to:

- *Add New Programs and Course Offerings.* We will continue to develop new programs and course offerings to address the changing needs in the markets we serve by using shared curricula

available through the network, and in consultation with leading local businesses. New programs and course offerings enable us to consistently provide a high-quality education that is desired by students and prospective employers. As we optimize our offerings to deliver courses in high-demand disciplines, we also believe we will be able to increase enrollment and improve utilization at institutions across our network.

- *Expand Target Student Demographics.* In many of our markets, we use sophisticated analytical techniques to identify opportunities to provide quality education to new or underserved student populations where market demand is not being met, such as non-traditional students (e.g., working adults) who may value flexible scheduling options, as well as traditional students. Our ability to provide quality education to these underserved markets has provided additional growth to the *Laureate International Universities* network and we intend to leverage our management capabilities and local knowledge to further capitalize on these higher education opportunities in new and existing markets. As we expand in a particular country or region, we often develop tailored programs to address the unmet needs of these markets.
- *Increase Capacity at Existing and New Campus Locations.* We will continue to make demand-driven investments in additional capacity throughout the *Laureate International Universities* network by expanding existing campuses and opening new campuses, including in new cities. We employ a highly analytical process based on economic and demographic trends, and demand data for the local market to determine when and where to expand capacity. When opening a new campus or expanding existing facilities, we use best practices that we have developed over more than the past decade to cost-effectively expedite the opening and development of that location.

We have successfully implemented these strategies at many of our institutions. For example, at UVM Mexico we grew total enrollments from approximately 37,000 students in 2002 to approximately 128,000 in 2015. This growth was the result of the introduction of new programs, including in the fields of health sciences, engineering and hospitality, the addition of 23 new campus locations (from 13 in 2002 to 36 in 2015), and the ability to serve new market segments such as working adults. While UVM Mexico has grown into the largest private institution in Mexico, our relentless focus on academic quality remains. In fact, UVM Mexico has improved from the 9th ranked institution in 2004 to the 7th ranked institution in 2016 according to *Guía Universitaria*.

Expand Penetration of Online and Hybrid Offerings. We intend to increase the number of our students who receive their education through fully online or hybrid programs to meet the growing demand of younger generations that continue to embrace technology. Over the past decade, the global population with Internet access has continued to grow, and Forrester Research, Inc. (“Forrester”) estimates a total of 3.5 billion people will have Internet access by 2017, representing nearly half of the world’s population. Additionally, in many of our markets, online education is becoming more accepted by regulators and education professionals as an effective means of providing quality higher education. As the quality and acceptance of online education increases globally, we plan to continue investing in both expanding our stand-alone online course offerings and enhancing our traditional campus-based course offerings via complementary online delivery, creating a hybrid delivery model. We believe our history of success with Walden University, a fully online institution in the United States, and our well-developed online program offerings will provide a considerable advantage over local competitors, enabling us to combine our strong local brands with our experience in delivering online education. By the end of 2019, our goal is to increase the number of student credit hours taken online, which was approximately 11% as of the end of 2015, to approximately 25%. Some of our network institutions are already implementing online programs with significant progress being made. For example, at Universidad Europea de Madrid in Spain, approximately 20% of our students took at least one online course as of June 30, 2016. Our online initiative is designed to not only provide our students with access to the technology platforms and innovative programs they expect, but also to increase our

enrollment in a more capital efficient manner, leveraging current infrastructure and improving classroom utilization.

Expand Presence in AMEA. AMEA represents the largest higher education market opportunity in the world with more than 120 million students enrolled in higher education institutions in 2013, according to UNESCO. Despite the large number of students enrolled, participation rates in the region suggest significantly underpenetrated enrollment given the strong imbalance between the supply and demand for higher education.

In 2008, we entered the AMEA higher education market with our acquisition of an interest in INTI Education Group in Malaysia. In the last eight years, we have grown our AMEA footprint to include 21 institutions in eight countries, serving approximately 86,000 students, representing an enrollment CAGR of approximately 20% since entering the region in 2008. Recent expansion in the AMEA region includes eight Colleges of Excellence in the Kingdom of Saudi Arabia, and our first institution in Sub-Saharan Africa in 2013, Monash South Africa. In anticipation of continued growth, we have made significant investments in the region, including hiring an experienced regional management team and establishing the infrastructure to help facilitate growth and further expand our footprint in the region. We plan to continue to expand our presence in AMEA by prioritizing markets based on demographic, market and regulatory factors, while seeking attractive returns on capital.

Accelerate Partnership and Services Model Globally. As the global leader in higher education, we believe we are well-positioned to capitalize on additional opportunities in the form of partnership and service models that are designed to address the growing needs of traditional institutions and governments around the world.

Increasingly more complex services and operating capabilities are required by higher education institutions to address the needs of students effectively, and we believe our expertise and knowledge will allow us to leverage our intellectual property and technology to serve this market need. We have partnered with traditional public and private education institutions as a provider of online services and we believe there will be opportunities to expand that platform under similar relationships with other prestigious independent institutions in the future. Additionally, we are continually adding to our suite of solutions, and we believe many of these products and services will provide additional contractual and licensing opportunities for us in the future. For example, in recent years we have significantly advanced our digital teaching and learning efforts through proprietary technology-enabled solutions such as:

- *OneFolio*, an online tool that connects Laureate faculty members, instructional designers, and learning architects to valuable digital resources they can use to enhance the student learning experience.
- *Laureate Languages*, which provides digital language learning solutions to our students and faculty in the areas of General English, Professional English and English for Academic Purposes, as well as teacher training and assessment.

Additionally, governments around the world are increasingly focused on increasing participation rates and often do not have an established or scalable public sector platform with the necessary expertise to accomplish that objective, and therefore are willing to fund private sector solutions. We believe our current partnership with the Kingdom of Saudi Arabia, where we were selected as their largest partner for the Colleges of Excellence program, is a demonstration of how our distinct portfolio of solutions differentiates us from other providers who participated in the selection process. We are in active discussion with other governments regarding similar partnerships, as well as other solutions that we can provide to existing and new partners, and we anticipate this could be a source of additional revenue for us in the future.

Increase Operating Efficiencies through Centralization and Standardization. In 2014, we launched *Excellence in Process* (“EiP”) as an enterprise-wide initiative to optimize and standardize our processes to enable sustained growth and margin expansion. The program aims to enable vertical integration of procurement, information technology, finance, accounting and human resources, thus enabling us to fully leverage the growing size and scope of our local operations. Specifically, we have developed and begun to deploy regional shared services organizations (“SSOs”) around the world, which will process most back-office and non-student facing transactions for the institutions in the *Laureate International Universities* network, such as accounting, finance and procurement. The implementation of EiP and regional SSOs are expected to generate significant cost savings throughout the network as we eliminate redundant processes and better leverage our global scale. In addition, centralized information technology, product development and content management will allow us to propagate best practices throughout the *Laureate International Universities* network and capitalize on efficiencies to help improve performance. We anticipate EiP will require an investment of approximately \$180 million from 2015 to 2017, with the first significant investments already having been made in 2015. These investments have already begun to generate cost savings and, upon completion of the project, we expect these efficiencies to generate approximately \$100 million in annual cost savings in 2019, while also enhancing our internal controls and the speed of integration of new acquisitions. We also believe these initiatives will enhance the student experience by improving the quality of our operations and by enabling additional reinvestment in facilities, faculty and course offerings.

Target Strategic Acquisitions. Since being taken private in August 2007, we have made 41 acquisitions with an aggregate purchase price of approximately \$2.0 billion, including assumed debt. Substantially all of these acquisitions were completed through private negotiations and not as part of an auction process, which we believe demonstrates our standing as a partner of choice. We intend to continue to expand through the selective acquisition of institutions in new and existing markets. We employ a highly disciplined approach to acquisitions by focusing on key characteristics that make certain markets particularly attractive for private higher education, such as demographics, economic and social factors, the presence of a stable political environment and a regulatory climate that values private higher education. When we enter a new market or industry sector, we target institutions with well-regarded reputations and which are well-respected by regulators. We also invest time and resources to understand the managerial, financial and academic resources of the prospect and the resources we can bring to that institution. After an acquisition, we focus on organic growth and financial returns by applying best practices and integrating, both operationally and financially, the institution into the *Laureate International Universities* network, and we have a strong track record of success. For all the institutions we acquired between 1999 and December 31, 2010, we achieved average enrollment and revenue CAGRs of approximately 15% and approximately 19%, respectively, in the four full years following the first anniversary of the acquisition. Further, we achieved operating income CAGRs (adjusted for impairment charges) of approximately 40%, translating into a margin expansion of nearly six percentage points for the same period. Additionally, we bring programs and expertise to increase the quality and reputation of institutions after we acquire them, and assist them in earning new forms of licenses and accreditations. We believe our experienced management team, history of strong financial performance rooted in the successful integration of previous acquisitions, local contacts and cultural understanding makes us the leading choice for higher education institutions seeking to join an international educational network.

Our History

We were founded in 1989 as Sylvan Learning Systems, Inc., a provider of a broad array of supplemental and remedial educational services. In 1999, we made our first investment in global higher education with our acquisition of Universidad Europea de Madrid, and in 2001 we entered the market for online delivery of higher education services in the United States with our acquisition of Walden University. In 2003, we sold the principal operations that made up our then K-12 educational services

business and certain venture investments deemed not strategic to our higher education business, and in 2004 we changed our name to Laureate Education, Inc. Between the time we sold the K-12 educational services business in 2003 and August 2007, we acquired nine institutions for an aggregate purchase price of approximately \$160 million, including assumed debt, and entered seven new countries.

In August 2007, we were acquired in a leveraged buyout by a consortium of investment funds and other investors affiliated with or managed by, among others, Douglas L. Becker, our Chairman and Chief Executive Officer and founder, Steven M. Taslitz, a director of the Company, Kohlberg Kravis Roberts & Co. L.P. (together with its affiliates, “KKR”), Cohen Private Ventures, LLC (together with its affiliates, “CPV”), Bregal Investments, Inc. (together with its affiliates, “Bregal”), StepStone Group LP (together with its affiliates, “StepStone”), Sterling Fund Management, LLC (together with its affiliates and investment funds managed by it, “Sterling Partners”) and Snow Phipps Group, LLC (together with its affiliates, “Snow Phipps” and, collectively, the “Wengen Investors”), for an aggregate total purchase price of \$3.8 billion, including \$1.7 billion of debt, all of which has been refinanced or replaced. See “Risk Factors—Risks Relating to Our Indebtedness—The fact that we have substantial debt could materially adversely affect our ability to raise additional capital to fund our operations and limit our ability to pursue our growth strategy or to react to changes in the economy or our industry.” We believe that these investors have embraced our mission, commitment to academic quality and ongoing focus to provide a social benefit to the communities we serve.

Since being taken private in August 2007, we have undertaken several initiatives to continually improve the quality of our programs and outcomes for our students, while expanding our scale and geographic presence, and strengthening our organization and management team. Since August 2007, we have completed 41 acquisitions with an aggregate purchase price of approximately \$2 billion, including assumed debt, and entered 12 new countries, and we now have a total institution count of 71.

In early 2013, International Finance Corporation (“IFC”), a member of the World Bank Group, the IFC Africa, Latin American and Caribbean Fund, LP and the Korea Investment Corporation (together with the IFC, the “IFC Investors”) collectively invested \$200 million in our common stock. IFC is a global development institution that helps developing countries achieve sustainable growth by financing investment in the private sector and providing advisory services to businesses and governments.

In December 2013, the boards of directors of Wengen and Laureate authorized the combination of Laureate and Laureate Education Asia Limited (“Laureate Asia”). Laureate Asia was a subsidiary of Wengen that provided higher education programs and services to students through a network of licensed institutions located in Australia, China, India, Malaysia and Thailand. Wengen transferred 100% of the equity of Laureate Asia to Laureate. The transaction is accounted for as a transfer between entities under common control and, accordingly, the accounts of Laureate Asia are retrospectively included in the financial statements and notes thereto included elsewhere in this prospectus.

Public Benefit Corporation Status

In October 2015, we redomiciled in Delaware as a public benefit corporation as a demonstration of our long-term commitment to our mission to benefit our students and society. Public benefit corporations are a relatively new class of corporations that are intended to produce a public benefit and to operate in a responsible and sustainable manner. Under Delaware law, public benefit corporations are required to identify in their certificate of incorporation the public benefit or benefits they will promote and their directors have a duty to manage the affairs of the corporation in a manner that balances the pecuniary interests of the stockholders, the best interests of those materially affected by the corporation’s conduct, and the specific public benefit or public benefits identified in the public benefit corporation’s certificate of incorporation. Public benefit corporations organized in Delaware are

also required to assess their benefit performance internally and to disclose publicly at least biennially a report detailing their success in meeting their benefit objectives.

We do not believe that an investment in the stock of a public benefit corporation differs materially from an investment in a corporation that is not designated as a public benefit corporation. We believe that our ongoing efforts to achieve our public benefit goals will not materially affect the financial interests of our stockholders. Holders of our Class A common stock will have voting, dividend and other economic rights that are the same as the rights of stockholders of a corporation that is not designated as a public benefit corporation. See “Risk Factors—Risks Relating to Investing in Our Class A Common Stock—As a public benefit corporation, our focus on a specific public benefit purpose and producing a positive effect for society may negatively influence our financial performance” and “Description of Capital Stock—Public Benefit Corporation Status.”

Our public benefit, as provided in our certificate of incorporation, is: to produce a positive effect (or a reduction of negative effects) for society and persons by offering diverse education programs delivered online and on premises operated in the communities that we serve. By doing so, we believe that we provide greater access to cost-effective, high-quality higher education that enables more students to achieve their academic and career aspirations. Most of our operations are outside the United States, where there is a large and growing imbalance between the supply and demand for quality higher education. Our stated public benefit is firmly rooted in our company mission and our belief that when our students succeed, countries prosper and societies benefit. Becoming a public benefit corporation underscores our commitment to our purpose and our stakeholders, including students, regulators, employers, local communities and stockholders.

Certified B Corporation

In addition to becoming a public benefit corporation, although not required by Delaware law, we have elected to have our social and environmental performance, accountability and transparency assessed against the proprietary criteria established by an independent non-profit organization. As a result of this assessment, we have been designated as a “Certified B Corporation™.” See “Business—Certified B Corporation.”

Recent Developments

Sale of Glion and Les Roches Hospitality Management Schools

On March 15, 2016, we signed an agreement with Eurazeo, a publicly traded French investment company, to sell Glion and Les Roches and associated institutions (the “Swiss Institution Sale”) for a total transaction value of CHF 380 million (approximately \$385 million at the signing date), subject to certain adjustments. The sale included the operations of Glion in Switzerland and the United Kingdom, with a total of approximately 1,800 students, and the operations of Les Roches in Switzerland and the United States, as well as LRG in Switzerland, Les Roches Jin Jiang in China, RACA in Jordan and Les Roches Marbella in Spain, with a combined total of approximately 3,000 students. The transaction closed on June 14, 2016 and we received total net proceeds of approximately \$339 million. We are continuing to provide certain back-office services to Glion and Les Roches, and programs of those institutions will continue on various campuses in the *Laureate International Universities* network throughout the world.

Sale of Operations in France

On April 19, 2016, we signed an agreement with Apax Partners, a private equity firm, under which Apax Partners acquired LIUF SAS (the “French Institution Sale”), our French holding company (“LIUF”), for a total transaction value of EUR 201 million (approximately \$228 million at the signing date), subject to certain adjustments. LIUF comprised our five institutions located in France with a

total student population of approximately 7,500: École Supérieure du Commerce Extérieur, Institut Français de Gestion, European Business School, École Centrale d'Électronique and Centre d'Études Politiques et de la Communication. The transaction closed on July 20, 2016 and we received total net proceeds of approximately \$207 million.

2015 and 2016 Operating Results of Institutions Associated with the Swiss Institution Sale and the French Institution Sale

For the year ended December 31, 2015, the combined contributions to revenues, operating income, and depreciation and amortization expense from the institutions associated with the Swiss Institution Sale and the French Institution Sale were approximately \$262.2 million, \$15.3 million and \$13.7 million, respectively. For the nine months ended September 30, 2016 (during the period that those institutions were included in our consolidated results prior to being sold), the combined contributions to revenues, operating income, and depreciation and amortization expense from the institutions associated with the Swiss Institution Sale and the French Institution Sale were approximately \$142.0 million, \$23.7 million and \$3.0 million, respectively.

Senior Note Exchange Transaction

On April 15, 2016, we entered into separate, privately negotiated note exchange agreements (the "Note Exchange Agreements") with certain existing holders (the "Existing Holders") of our outstanding 9.250% Senior Notes due 2019 (the "Senior Notes") pursuant to which we will exchange \$250.0 million in aggregate principal amount of Senior Notes for shares of our Class A common stock. We expect the exchange to be completed within one year and one day after the consummation of this offering. The number of shares of Class A common stock issuable will equal 104.625% of the aggregate principal amount of Senior Notes to be exchanged, or \$261.6 million, divided by \$14.00, the initial public offering price per share of Class A common stock in this offering. Following this offering, but prior to the exchange, the Senior Notes subject to the exchange will continue to receive interest at the same rate as the Senior Notes that are not subject to the exchange.

Pursuant to the Note Exchange Agreements, on June 15, 2016, we also repurchased from the Existing Holders \$62.5 million aggregate principal amount of Senior Notes at par value, plus accrued and unpaid interest and special interest. Within 60 days after the consummation of this offering, at the option of the Existing Holders or their transferees, we will repurchase up to an additional \$62.5 million aggregate principal amount of Senior Notes at the redemption price set forth in the indenture governing the Senior Notes that is applicable as of the date of pricing of this offering, plus accrued and unpaid interest and special interest (the "Subsequent Repurchase").

The Note Exchange Agreements will terminate if this offering is not consummated on or before August 15, 2017, and the exchange of \$250.0 million in aggregate principal amount of Senior Notes for shares of Class A common stock and the Subsequent Repurchase will not occur.

Upon consummation of all of the transactions described above, we will have retired up to \$375.0 million in aggregate principal amount of Senior Notes.

At the initial public offering price of \$14.00 per share, and assuming the completion of the exchange transaction one year and one day after the date of this offering, we expect to issue an aggregate of 18,683,036 shares of Class A common stock in connection with the exchange transaction.

The exchange of Senior Notes for shares of Class A common stock will be effected in reliance on the exemption from registration provided by Section 3(a)(9) of the Securities Act. Nothing herein shall constitute or be deemed to constitute an offer to sell or the solicitation of an offer to buy the Senior Notes.

Series A Preferred Stock Offering

On December 4, 2016, we signed a subscription agreement (the “Subscription Agreement”) with six investors, including KKR and Snow Phipps, pursuant to which we agreed to issue and sell to those investors an aggregate of 400,000 shares of a new series of our convertible redeemable preferred stock (the “Series A Preferred Stock”) in a private offering for total gross proceeds of \$400 million and net proceeds of approximately \$383 million. Closing of the first tranche of funding for this transaction (the “Closing”) occurred on December 20, 2016 and we received net proceeds, after issuance costs, of approximately \$328 million. One investor funded a portion of its purchase price equal to \$57 million (approximately \$55 million net of issuance costs) on January 18, 2017 and the remainder on January 23, 2017. The proceeds from the Series A Preferred Stock offering have and will be used primarily to, among other things, repay a portion of our outstanding debt, including our revolving credit facility.

Dividends compound quarterly and, if not paid in shares of Series A Preferred Stock on a quarterly basis or in cash, accrue when, as and if declared by the board of directors of the Company, on each share of Series A Preferred Stock. The holders of shares of Series A Preferred Stock are entitled to the payment of their liquidation preference in cash in certain circumstances, including upon the sale of the Company or the sale of all or substantially all of our assets, and upon a change in control of Wengen. The holders of Series A Preferred Stock do not have any voting rights except as required by law and with respect to certain extraordinary actions.

The shares of Series A Preferred Stock are only convertible into shares of our Class A common stock under certain circumstances, including upon the closing of a sale of the Company or Wengen, in the event Wengen no longer exclusively controls us and, following this offering and except in certain circumstances, by us and the holders of the Series A Preferred Stock into shares of our Class A common stock commencing on the earlier to occur of one day following the first anniversary of the closing of this offering and the time immediately prior to the effectiveness of a registration statement filed by us in connection with our first follow-on public offering following this offering in which the holders of shares of Series A Preferred Stock receive net proceeds not less than the Priority Amount. “Priority Amount” means, generally, shares of our Class A common stock in a dollar amount equal to, as of any date of determination, the greater of (a) 25% of the aggregate offering price of all Class A common stock proposed to be offered and sold in our first follow-on public offering following this offering and (b) \$275 million.

The shares of Series A Preferred Stock are redeemable at our option at any time until the closing of this offering and, thereafter, subject to certain conditions, and by the holders of the Series A Preferred Stock after the fifth anniversary of the issue date, in each case, at a redemption price per share equal to 115% of the sum of the issue amount per share plus any accrued and unpaid dividends. If we fail to redeem the shares of Series A Preferred Stock when required after the fifth anniversary of the issue date, the holders of the Series A Preferred Stock are entitled to certain remedies, including the ability to take control of a majority of our board of directors and cause a sale of the Company and/or cause us to raise debt or equity capital in an amount sufficient to redeem the remaining outstanding shares of Series A Preferred Stock.

Following Closing, and so long as the shares of Series A Preferred Stock are outstanding, we will be subject to certain financial covenants relating to total net leverage and trailing 12 months revenue and Adjusted EBITDA (as defined in the Stockholders Agreement (as defined below)). Failure by the Company to satisfy these covenants would result in the holders of the Series A Preferred Stock obtaining certain remedies, including (i) the ability to appoint an individual to advise the board of directors on improving our growth and profitability and (ii) consent to (A) the incurrence of additional indebtedness and (B) acquisitions of assets and the establishment of new schools by the Company. In addition, we would be required to implement a one-time cost reduction program.

Upon the closing and funding of the purchase price of the Series A Preferred Stock offering in full, which was a qualified equity issuance under our Senior Secured Credit Facilities, the applicable LIBOR margin for the 2021 Extended Term Loan (as defined below) under our Senior Secured Credit Facilities was reduced to 7.5% and the applicable ABR margin was reduced to 6.5%. The applicable LIBOR margin for the revolving credit line under our Senior Secured Credit Facilities was reduced to 3.75% and the applicable ABR margin was reduced to 2.75%. In addition, the additional scheduled payment on such 2021 Extended Term Loan in the amount of \$62.5 million will not be required under our Senior Secured Credit Facilities.

For more information on our Series A Preferred Stock, including for a description of certain rights that terminate upon the effective time of this offering, see “Description of Capital Stock—Preferred Stock—Series A Preferred Stock.”

Estimated Fiscal 2016 Financial Results

The unaudited estimated financial results set forth below are preliminary and subject to revision based upon the completion of our year-end financial closing process as well as the related external audit of the results of operations for the fiscal year ended December 31, 2016. Once the year-end financial closing process and external audit are completed, we may report financial results that could differ, and the differences could be material.

The preliminary financial data set forth below have been prepared by, and are the responsibility of, our management. PricewaterhouseCoopers LLP has not audited, reviewed, compiled or performed any procedures with respect to the following preliminary financial data. Accordingly, PricewaterhouseCoopers LLP does not express an opinion or any other form of assurance with respect thereto.

The following information and estimates contain certain forward-looking statements. While we believe that such information and estimates are based on reasonable assumptions, our actual results may vary, and such variations may be material. Factors that could cause the preliminary financial data and estimates to differ include, but are not limited to: (i) additional adjustments in the calculation of, or application of accounting principles for, the financial results for the year ended December 31, 2016; (ii) discovery of new information that affects accounting estimates, management judgment, or impacts valuation methodologies underlying these estimated results; and (iii) the completion of our audit for the fiscal year ended December 31, 2016.

For the fiscal year ended December 31, 2016, we expect to generate total revenues of between \$4,200.0 million and \$4,240.0 million, operating income of between \$381.6 million and \$396.1 million, net income of between \$355.0 million and \$388.8 million and Adjusted EBITDA of between \$750.0 million and \$760.0 million. Please see below for a reconciliation of Adjusted EBITDA to net income. In addition, please see footnote 3 under “—Summary Historical Consolidated Financial and Other Data” for a definition of Adjusted EBITDA, reasons why we include it and certain limitations to its use. We expect new enrollments at all of our institutions to be between 505,500 and 506,500 students for the year ended December 31, 2016. We expect total enrollment at all of our institutions to

be between 1,035,000 and 1,041,000 students as of December 31, 2016, compared to 1,009,000 students at December 31, 2015, after giving effect to the Swiss Institution Sale and the French Institution Sale.

(in millions)	For the year ended December 31, 2016	
	Low End	High End
Net income	\$ 355.0	\$ 388.8
Plus:		
Income tax expense	55.6	61.6
Income from continuing operations before income taxes and equity in net loss of affiliates	410.6	450.4
Plus:		
Gain on sale of subsidiaries, net(a)	(406.6)	(406.6)
Foreign currency exchange income, net(b)	(54.6)	(75.2)
Other expense (income), net	0.3	(0.8)
Loss on derivatives	8.9	7.9
Loss on debt extinguishment	17.4	17.4
Interest income	(18.2)	(19.2)
Interest expense	423.8	422.2
Operating income	381.6	396.1
Plus:		
Depreciation and amortization expense	272.9	271.9
Stock-based compensation expense(c)	38.9	37.9
EiP expenses(d)	56.6	54.1
Adjusted EBITDA	<u>\$ 750.0</u>	<u>\$ 760.0</u>

- (a) Primarily represents a gain of approximately \$249.1 million, subject to certain adjustments, resulting from the Swiss Institution Sale that closed on June 14, 2016, and a gain of approximately \$149.0 million, subject to certain adjustments, resulting from the French Institution Sale that closed on July 20, 2016.
- (b) Primarily relates to foreign exchange gains and losses on intercompany transactions, excluding permanent intercompany loans not planned or anticipated to be settled in the foreseeable future.
- (c) Represents non-cash, stock-based compensation expense pursuant to the provisions of Accounting Standards Codification (“ASC”) Topic 718 “Compensation—Stock Compensation” (“ASC Topic 718”).
- (d) EiP implementation expenses are related to our enterprise-wide initiative to optimize and standardize our processes, creating vertical integration of procurement, information technology, finance, accounting and human resources, which began in 2014 and is expected to be substantially completed by the end of 2017. EiP includes the establishment of regional SSOs around the world, as well as improvements to our system of internal controls over financial reporting.

Risk Factors

We are subject to certain risks related to our industry and our business, and there are risks associated with investing in our Class A common stock. The risks set forth under the section entitled “Risk Factors” reflect risks and uncertainties that may materially adversely affect our business,

prospects, financial condition, operating results and growth strategy. In summary, significant risks related to our business include:

- we are a global business with operations in 25 countries around the world and are subject to complex business, economic, legal, political, tax and foreign currency risks, which risks may be difficult to adequately address;
- if we do not effectively manage our growth and business, our results of operations may be materially adversely affected;
- if we cannot maintain student enrollments in our institutions and maintain tuition levels, our results of operations may be materially adversely affected;
- we have incurred net losses in each of the last three fiscal years;
- our institutions are subject to uncertain and varying laws and regulations, and any changes to these laws or regulations or their application to us may materially adversely affect our business, financial condition and results of operations;
- our right to receive economic benefits from certain of the institutions that are organized as not-for-profit or non-stock entities, and that we account for as variable interest entities, may be limited;
- our ability to control our institutions may be materially adversely affected by changes in laws affecting higher education in certain countries in which we operate;
- the fact that we have substantial debt could adversely affect our ability to raise additional capital to fund our operations and limit our ability to pursue our growth strategy or to react to changes in the economy or our industry;
- the dual class structure of our common stock as contained in our certificate of incorporation has the effect of concentrating voting control with those stockholders who held our stock prior to this offering, including Wengen and our executive officers, employees and directors and their affiliates, and limiting your ability to influence corporate matters;
- we currently have four material weaknesses and if we fail to maintain proper and effective internal controls, our ability to produce accurate financial statements on a timely basis could be materially adversely affected; and
- as a public benefit corporation, our focus on a specific public benefit purpose and producing a positive effect for society may cause our board of directors to make decisions that may not be in the best interests of our stockholders.

In connection with your investment decision, you should review the section of this prospectus entitled “Risk Factors.”

Corporate Information

Our principal executive offices are located at 650 S. Exeter Street, Baltimore, Maryland 21202. Our telephone number is (410) 843-6100. Our website is accessible through www.laureate.net. Information on, or accessible through, our website is not part of, and is not incorporated into, this prospectus.

THE OFFERING

Class A common stock offered by us	35,000,000 shares
Class A common stock to be outstanding after this offering .	35,000,000 shares, representing a 2.6% voting interest (or 40,250,000 shares, representing a 2.9% voting interest, if the underwriters exercise in full their option to purchase additional shares of Class A common stock).
Class B common stock to be outstanding after this offering .	133,300,971 shares, representing a 97.4% voting interest (or a 97.1% voting interest, if the underwriters exercise in full their option to purchase additional shares of Class A common stock).
Underwriters' option to purchase additional shares of our Class A common stock	We have granted the underwriters an option to purchase up to 5,250,000 additional shares of Class A common stock at the initial public offering price for a period of 30 days from the date of this prospectus.
Use of proceeds	We estimate that our net proceeds from the sale of 35,000,000 shares of our Class A common stock being offered by us pursuant to this prospectus at the initial public offering price of \$14.00 per share, after deducting estimated underwriting discounts and commissions and estimated offering expenses payable by us, will be approximately \$456.5 million. We intend to use the net proceeds from this offering to repay, redeem or repurchase our outstanding Senior Notes, our term loans under our Senior Secured Credit Facilities (as defined below) and/or the seller notes used to partially finance the acquisition of FMU Group. See "Use of Proceeds."
Dividend policy	We do not intend to pay dividends on our Class A common stock following this offering. Any declaration and payment of future dividends to holders of our Class A common stock may be limited by restrictive covenants in our debt agreements, and will be at the sole discretion of our board of directors and will depend on many factors, including our financial condition, earnings, capital requirements, level of indebtedness, statutory and contractual restrictions applicable to the payment of dividends and other considerations that our board of directors deems relevant. See "Dividend Policy."
Risk factors	Please read "Risk Factors" and other information included in this prospectus for a discussion of factors you should carefully consider before deciding to invest in our Class A common stock.
Nasdaq symbol	LAUR

The total number of shares of our Class A and Class B common stock outstanding after this offering is based on no shares of our Class A common stock and 133,300,971 shares of our Class B common stock outstanding, as of September 30, 2016, and excludes the following shares:

- 133,300,971 shares of Class A common stock issuable upon the conversion of our Class B common stock that will be outstanding after this offering;
- 10,860,526 shares of Class B common stock issuable upon the exercise of total stock options outstanding as of September 30, 2016 at a weighted average exercise price of \$21.80 per share;
- 31,905 shares of Class B common stock that are subject to forfeiture and substantial restrictions on transfer;
- 2,773,098 shares of Class B common stock issuable upon exercise of options that were granted to Mr. Becker on the date of this prospectus and that will fully vest at the consummation of this offering in exchange for the liquidation of certain profits interests he holds in Wengen (the “Executive Profits Interests”);
- 1,296,621 shares of common stock available for additional grants under the Laureate Education, Inc. 2013 Long-Term Incentive Plan, which grants will be for Class B common stock if granted prior to the completion of this offering and for Class A common stock if granted after the completion of this offering;
- 7,431 shares of Class B common stock reserved for issuance under the Laureate Education, Inc. Deferred Compensation Plan, as amended and restated effective January 1, 2009 (the “Post-2004 DCP”);
- 358,708 shares of Class B common stock issuable upon the vesting of restricted stock units outstanding as of September 30, 2016;
- 691,010 shares of Class B common stock issuable upon the vesting of performance share units outstanding as of September 30, 2016;
- 18,683,036 shares of Class A common stock issuable in connection with the Note Exchange Agreements; and
- all shares of Class A common stock issuable upon conversion of the Series A Preferred Stock.

Unless otherwise stated, information in this prospectus (except for the historical financial statements) assumes:

- the reclassification of our existing common stock into an equivalent number of shares of our Class B common stock and the authorization of our Class A common stock;
- that our amended and restated certificate of incorporation, which we filed in connection with the completion of this offering, is in effect;
- that our amended and restated bylaws, which we adopted in connection with the completion of this offering, are in effect; and
- no exercise by the underwriters of their option to purchase 5,250,000 additional shares of Class A common stock from us in this offering.

The information in this prospectus reflects a 4 to 1 reverse stock split of our common stock that we effected prior to the effectiveness of the registration statement of which this prospectus is a part.

SUMMARY HISTORICAL CONSOLIDATED FINANCIAL AND OTHER DATA

Set forth below are summary historical consolidated financial data of Laureate Education, Inc., at the dates and for the periods indicated. The summary historical statements of operations data and statements of cash flows data for the fiscal years ended December 31, 2015, 2014 and 2013 have been derived from our historical audited consolidated financial statements included elsewhere in this prospectus. The unaudited historical consolidated statements of operations data and statements of cash flows data for the nine months ended September 30, 2016 and 2015 and the unaudited consolidated balance sheet data as of September 30, 2016 have been derived from our historical unaudited consolidated financial statements included elsewhere in this prospectus. We have prepared the unaudited financial information on the same basis as the audited consolidated financial statements and have included, in our opinion, all adjustments that we consider necessary for a fair presentation of the financial information set forth in those statements. The segment data reflects the operating segment change discussed in the section entitled "Presentation of Financial Information." Our historical results are not necessarily indicative of our future results. The data should be read in conjunction with the consolidated financial statements and related notes and other financial information included therein. See accompanying historical financial statements of FMU Group and Sociedade Educacional Sul-Rio-Grandense Ltda., which are included because these two acquisitions met the significance thresholds of Rule 3-05 of Regulation S-X.

The summary historical consolidated financial and other data should be read in conjunction with "Selected Historical Consolidated Financial and Other Data," "Management's Discussion and Analysis of Financial Condition and Results of Operations" and our consolidated financial statements and related notes included elsewhere in this prospectus.

	Nine Months Ended September 30,		Fiscal Year Ended December 31,		
	2016	2015	2015	2014	2013
(Dollar amounts in thousands, except per share amounts)					
	(unaudited)				
Consolidated Statements of Operations:					
Revenues	\$3,068,299	\$3,141,156	\$4,291,659	\$4,414,682	\$3,913,881
Costs and expenses:					
Direct costs	2,697,820	2,795,027	3,760,016	3,838,179	3,418,449
General and administrative expenses	158,566	134,103	194,686	151,215	141,197
Loss on impairment of assets	—	—	—	125,788	33,582
Operating income	211,913	212,026	336,957	299,500	320,653
Interest income	13,305	9,924	13,328	21,822	21,805
Interest expense	(314,383)	(300,145)	(398,042)	(385,754)	(350,196)
Loss on debt extinguishment	(17,363)	(1,263)	(1,263)	(22,984)	(1,361)
(Loss) gain on derivatives	(8,235)	(2,618)	(2,607)	(3,101)	6,631
Other (expense) income, net	(964)	1,268	195	(1,184)	7,499
Foreign currency exchange gain (loss), net	80,263	(139,416)	(149,178)	(109,970)	(3,102)
Gain on sale of subsidiaries, net(1)	398,412	—	—	—	—
Income (loss) from continuing operations before income taxes and equity in net income (loss) of affiliates	362,948	(220,224)	(200,610)	(201,671)	1,929
Income tax (expense) benefit	(35,246)	(81,587)	(117,730)	39,060	(91,246)
Equity in net income (loss) of affiliates, net of tax	20	2,106	2,495	158	(905)
Income (loss) from continuing operations	327,722	(299,705)	(315,845)	(162,453)	(90,222)
Income from discontinued operations, net of tax of \$0 for all years	—	—	—	—	796
Gain on sales of discontinued operations, net of tax of \$0, \$0, \$0, \$0, and \$1,864, respectively	—	—	—	—	4,350
Net income (loss)	327,722	(299,705)	(315,845)	(162,453)	(85,076)
Net loss (income) attributable to noncontrolling interests	2,817	124	(403)	4,162	15,398
Net income (loss) attributable to Laureate Education, Inc.	<u>\$ 330,539</u>	<u>\$ (299,581)</u>	<u>\$ (316,248)</u>	<u>\$ (158,291)</u>	<u>\$ (69,678)</u>

(Dollar amounts in thousands, except per share amounts)	Nine Months Ended September 30,		Fiscal Year Ended December 31,		
	2016	2015	2015	2014	2013
	(unaudited)				
Net income (loss) per share attributable to common stockholders					
Basic	\$ 2.52	\$ (2.28)	\$ (2.44)	\$ (1.24)	\$ (0.60)
Diluted	\$ 2.48	\$ (2.28)	\$ (2.44)	\$ (1.24)	\$ (0.60)
Weighted-average common stock used to compute net loss per share attributable to common stockholders					
Basic	133,291	132,941	132,950	132,616	131,983
Diluted	134,217	132,941	132,950	132,616	131,983
Consolidated Statements of Cash Flows:					
Net cash provided by operating activities of continuing operations	\$ 195,970	\$ 220,295	\$ 170,486	\$ 269,156	\$ 277,202
Net cash provided by (used in) investing activities of continuing operations	392,330	(41,324)	(173,642)	(489,181)	(889,083)
Net cash (used in) provided by financing activities of continuing operations	(572,684)	12,056	34,424	172,586	756,663
Net cash provided by operating activities of discontinued operations	—	—	—	—	344
Net cash provided by discontinued operations	—	—	—	—	344
Effects of exchange rate changes on cash	7,182	(34,221)	(34,179)	(50,877)	(12,531)
Business acquisitions, net of cash acquired	—	(6,705)	(6,705)	(287,945)	(177,550)
Payments of contingent consideration for acquisition	—	—	(1,275)	—	(5,674)
Segment Data:(2)					
Revenues					
LatAm	\$1,738,315	\$1,775,287	\$2,415,641	\$2,532,451	\$2,340,867
Europe	331,754	321,081	486,235	533,862	501,398
AMEA	309,874	312,928	422,134	405,555	202,251
GPS	697,872	737,914	979,920	954,494	872,426
Corporate	(9,516)	(6,054)	(12,271)	(11,680)	(3,061)
Total revenues	\$3,068,299	\$3,141,156	\$4,291,659	\$4,414,682	\$3,913,881
Adjusted EBITDA(3)					
LatAm	\$ 329,440	\$ 323,143	\$ 463,691	\$ 541,975	\$ 466,664
Europe	25,735	23,630	78,439	72,777	72,745
AMEA	36,346	37,823	49,869	30,130	(4,843)
GPS	189,496	175,150	226,804	222,998	205,581
Corporate	(100,255)	(83,881)	(115,395)	(94,355)	(93,675)
Total Adjusted EBITDA	\$ 480,762	\$ 475,865	\$ 703,408	\$ 773,525	\$ 646,472
Other Data:					
Total enrollments (rounded to the nearest thousand):					
LatAm	834,000	809,000	794,000	752,000	617,000
Europe	54,000	55,000	62,000	53,000	49,000
AMEA	86,000	84,000	84,000	77,000	61,000
GPS	73,000	78,000	81,000	77,000	76,000
Total	1,047,000	1,026,000	1,021,000	959,000	803,000
New enrollments (rounded to the nearest hundred):					
LatAm	389,400	384,600	393,200	344,700	315,400
Europe	8,900	9,600	25,400	21,400	19,600
AMEA	38,300	39,300	42,800	42,500	21,000
GPS	33,200	33,800	43,200	41,000	39,000
Total	469,800	467,300	504,600	449,600	395,000

As of September 30, 2016

(Dollar amounts in thousands)

	Actual	As Adjusted(4) (unaudited)	As Further Adjusted(5)
Consolidated Balance Sheets:			
Cash and cash equivalents (includes VIE amounts of \$164,922)	\$ 481,471	\$ 704,471	\$1,160,971
Restricted cash and investments(6)	176,235	176,235	176,235
Net working capital (deficit) (including cash and cash equivalents)	(422,130)	(182,130)	274,370
Property and equipment, net	2,177,596	2,177,596	2,177,596
Goodwill	2,009,278	2,009,278	2,009,278
Tradenames	1,325,613	1,325,613	1,325,613
Other intangible assets, net	51,084	51,084	51,084
Total assets (includes VIE amounts of \$1,469,249)	7,508,457	7,731,457	8,187,957
Total debt, including due to shareholders of acquired companies(7)	4,242,255	4,082,255	4,082,255
Deferred compensation	31,804	31,804	31,804
Convertible Redeemable Preferred Stock	—	400,000	400,000
Redeemable noncontrolling interests and equity	21,365	21,365	21,365
Total Laureate Education, Inc. stockholders' equity	651,530	651,530	1,108,030

- (1) Represents a gain of approximately \$249.1 million, subject to certain adjustments, resulting from the Swiss Institution Sale that closed on June 14, 2016, and a gain of approximately \$149.0 million, subject to certain adjustments, resulting from the French Institution Sale that closed on July 20, 2016.
- (2) On January 10, 2017, we announced that we plan to combine our Europe and AMEA operations, effective March 31, 2017. The Company is currently evaluating the impact of this combination on its operating segments. See "Presentation of Financial Information."
- (3) We define Adjusted EBITDA as net loss, *before* gain on sales of discontinued operations, net of tax, income from discontinued operations, net of tax, equity in net (income) loss of affiliates, net of tax, income tax expense (benefit), gain on sale of subsidiaries, net, foreign currency exchange loss (income), net, other (income) expense, net, loss (gain) on derivatives, loss on debt extinguishment, interest expense and interest income, *plus* depreciation and amortization, stock-based compensation expense, loss on impairment of assets and expenses related to implementation of our EIP initiative. When we review Adjusted EBITDA on a segment basis, we exclude inter-segment revenues and expenses that eliminate in consolidation. Adjusted EBITDA is used in addition to and in conjunction with results presented in accordance with generally accepted accounting principles in the United States ("GAAP") and should not be relied upon to the exclusion of GAAP financial measures.

We have included Adjusted EBITDA in this prospectus because it is a key measure used by our management and board of directors to understand and evaluate our core operating performance and trends, to prepare and approve our annual budget and to develop short- and long-term operational plans. In particular, the exclusion of certain expenses in calculating Adjusted EBITDA can provide a useful measure for period-to-period comparisons of our core business. Additionally, Adjusted EBITDA is a key input used by the compensation committee of our board of directors and our Chief Executive Officer in connection with the payment of incentive compensation to our executive officers and other members of our management team. Accordingly, we believe that Adjusted EBITDA provides useful information to investors and others in understanding and evaluating our operating results in the same manner as our management and board of directors.

Our use of Adjusted EBITDA has limitations as an analytical tool, and you should not consider it in isolation or as a substitute for analysis of our results as reported under GAAP. Some of these limitations are:

- although depreciation and amortization are non-cash charges, the assets being depreciated and amortized may have to be replaced in the future, and Adjusted EBITDA does not reflect cash capital expenditure requirements for such replacements or for new capital expenditure requirements;
- Adjusted EBITDA does not include impairment charges on long-lived assets;
- Adjusted EBITDA does not reflect changes in, or cash requirements for, our working capital needs;

- Adjusted EBITDA does not consider the potentially dilutive impact of equity-based compensation;
- Adjusted EBITDA does not reflect expenses related to implementation of our EiP program to optimize and standardize our processes; and
- Adjusted EBITDA does not reflect tax payments that may represent a reduction in cash available to us.

Other companies may calculate Adjusted EBITDA differently than the way we do, limiting the usefulness of these items as comparative measures. We believe that the inclusion of Adjusted EBITDA in this prospectus is appropriate to provide additional information to investors about our business. While management believes that these measures provide useful information to investors, the SEC may require that Adjusted EBITDA be presented differently or not at all in filings made with the SEC.

Because of these limitations, you should consider Adjusted EBITDA alongside other financial performance measures, including various cash flow metrics, net loss and our other GAAP results. The

following unaudited table sets forth a reconciliation of Adjusted EBITDA to net loss for the periods indicated:

(Dollar amounts in thousands)	Nine Months Ended September 30,		Fiscal Year Ended December 31,		
	2016	2015	2015	2014	2013
	(unaudited)				
Net income (loss)	\$ 327,722	\$ (299,705)	\$ (315,845)	\$ (162,453)	\$ (85,076)
Plus:					
Gain on sales of discontinued operations, net of tax	—	—	—	—	(4,350)
Income from discontinued operations, net of tax	—	—	—	—	(796)
Income (loss) from continuing operations	327,722	(299,705)	(315,845)	(162,453)	(90,222)
Plus:					
Equity in net (income) loss of affiliates, net of tax	(20)	(2,106)	(2,495)	(158)	905
Income tax expense (benefit)	35,246	81,587	117,730	(39,060)	91,246
Income (loss) from continuing operations before income taxes and equity in net (income) loss of affiliates	362,948	(220,224)	(200,610)	(201,671)	1,929
Plus:					
Gain on sale of subsidiaries, net(a) . .	(398,412)	—	—	—	—
Foreign currency exchange (income) loss, net	(80,263)	139,416	149,178	109,970	3,102
Other expense (income), net	964	(1,268)	(195)	1,184	(7,499)
Loss (gain) on derivatives	8,235	2,618	2,607	3,101	(6,631)
Loss on debt extinguishment	17,363	1,263	1,263	22,984	1,361
Interest expense	314,383	300,145	398,042	385,754	350,196
Interest income	(13,305)	(9,924)	(13,328)	(21,822)	(21,805)
Operating income	211,913	212,026	336,957	299,500	320,653
Plus:					
Depreciation and amortization expense	202,735	209,390	282,946	288,331	242,725
EBITDA	414,648	421,416	619,903	587,831	563,378
Plus:					
Stock-based compensation expense(b)	28,939	27,222	39,021	49,190	49,512
Loss on impairment of assets(c)	—	—	—	125,788	33,582
EiP expenses(d)	37,175	27,227	44,484	10,716	—
Adjusted EBITDA	<u>\$ 480,762</u>	<u>\$ 475,865</u>	<u>\$ 703,408</u>	<u>\$ 773,525</u>	<u>\$ 646,472</u>

(a) See footnote (1) above.

(b) Represents non-cash, stock-based compensation expense pursuant to the provisions of ASC Topic 718.

(c) Represents non-cash charges related to impairments of long-lived assets. For further details on certain impairment items, see “Management’s Discussion and Analysis of Financial Condition and Results of Operations.”

(d) EiP implementation expenses are related to our enterprise-wide initiative to optimize and standardize our processes, creating vertical integration of procurement, information technology, finance, accounting and human resources, which began in 2014 and is expected to be substantially completed by the end of 2017. EiP includes the establishment of regional SSOs

around the world, as well as improvements to our system of internal controls over financial reporting.

- (4) Reflects the issuance of 343,000 shares of Series A Preferred Stock and the receipt of approximately \$328 million in net proceeds that occurred on December 20, 2016 and the issuance of an additional 57,000 shares of Series A Preferred Stock and the receipt of an aggregate of approximately \$55 million of net proceeds on January 18, 2017 and January 23, 2017.
- (5) Reflects the sale by us of shares of our Class A common stock offered by this prospectus at the initial public offering price of \$14.00 per share. Does not reflect the anticipated exchange of \$250.0 million in aggregate principal amount of Senior Notes for shares of Class A common stock within one year and one day following completion of this offering pursuant to the Note Exchange Agreements. See “—Recent Developments—Senior Note Exchange Transaction.”
- (6) Restricted cash and investments includes cash equivalents held to collateralize standby letters of credit in favor of the U.S. Department of Education (the “DOE”) in order to allow our institutions in the United States to participate in the Title IV program. In addition, we may have restricted cash in escrow pending potential acquisition transactions, or otherwise have cash that is not immediately available for use in current operations.
- (7) Includes current portion of long-term debt and current portion of due to shareholders of acquired companies. In addition, pursuant to the Note Exchange Agreements, within 60 days after the consummation of this offering, the Existing Holders may require us to repurchase up to an additional \$62.5 million aggregate principal amount of Senior Notes at the redemption price set forth in the indenture governing the Senior Notes that is applicable as of the date of pricing of this offering, plus accrued and unpaid interest and special interest.

RISK FACTORS

Investing in our Class A common stock involves risk. Before investing in our Class A common stock, you should carefully consider the following risks as well as the other information included in this prospectus, including “Management’s Discussion and Analysis of Financial Condition and Results of Operations” and our financial statements and related notes. Any of the following risks could materially adversely affect our business, financial condition and results of operations. However, the risks described below are not the only risks that we face. Additional risks and uncertainties not currently known to us or those we currently view to be immaterial may also materially adversely affect our business, financial condition and results of operations. In such a case, the trading price of the Class A common stock could decline and you may lose all or part of your investment.

Risks Relating to Our Business

We are a global business with operations in 25 countries around the world and are subject to complex business, economic, legal, political, tax and foreign currency risks, which risks may be difficult to adequately address.

In each of 2015, 2014 and 2013, over 80% of our revenues were generated from operations outside of the United States. We own or control 59 institutions and manage or have relationships with 12 other licensed institutions in 25 countries, each of which is subject to complex business, economic, legal, political, tax and foreign currency risks. As we continue to expand our international operations, we may have difficulty managing and administering a globally dispersed business and we may need to expend additional funds to, among other things, staff key management positions, obtain additional information technology infrastructure and successfully implement relevant course and program offerings for a significant number of international markets, which may materially adversely affect our business, financial condition and results of operations.

Additional challenges associated with the conduct of our business overseas that may materially adversely affect our operating results include:

- the large size of our network and diverse range of institutions present numerous challenges, including difficulty in staffing and managing foreign operations as a result of distance, language, legal and other differences;
- each of our institutions is subject to unique business risks and challenges including competitive pressures and diverse pricing environments at the local level;
- difficulty maintaining quality standards consistent with our brands and with local accreditation requirements;
- potential economic and political instability in the countries in which we operate, including student unrest;
- fluctuations in exchange rates, possible currency devaluations, inflation and hyperinflation;
- difficulty selecting, monitoring and controlling partners outside of the United States;
- compliance with a wide variety of domestic and foreign laws and regulations;
- expropriation of assets by governments;
- political elections and changes in government policies;
- difficulty protecting our intellectual property rights overseas due to, among other reasons, the uncertainty of laws and enforcement in certain countries relating to the protection of intellectual property rights;

- lower levels of availability or use of the Internet, through which our online programs are delivered;
- limitations on the repatriation and investment of funds, foreign currency exchange restrictions and inability to transfer cash back to the United States without taxation;
- limitations on our ability to realize economic benefits from certain institutions that are organized as not-for-profit or non-stock entities and that we account for as variable interest entities; and
- acts of terrorism, public health risks, crime and natural disasters, particularly in areas in which we have significant operations.

Our success in growing our business will depend, in part, on the ability to anticipate and effectively manage these and other risks related to operating in various countries. Any failure by us to effectively manage the challenges associated with the international expansion of our operations could materially adversely affect our business, financial condition and results of operations.

If we do not effectively manage our growth and business, our results of operations may be materially adversely affected.

We have expanded our business over the past eight years through the expansion of existing institutions and the acquisition of higher education institutions, and we intend to continue to do so in the future. We also have established and intend to establish new institutions in certain markets. Planned growth will require us to add management personnel and upgrade our financial and management systems and controls and information technology infrastructure. There is no assurance that we will be able to maintain or accelerate the current growth rate, effectively manage expanding operations, build expansion capacity, integrate new institutions or achieve planned growth on a timely or profitable basis. If our revenue growth is less than projected, the costs incurred for these additions and upgrades could have a material adverse effect on our business, financial condition and results of operations.

If we cannot maintain student enrollments in our institutions and maintain tuition levels, our results of operations may be materially adversely affected.

Our strategy for growth and profitability depends, in part, upon maintaining and, subsequently, increasing student enrollments in our institutions and maintaining tuition levels. Attrition rates are often due to factors outside our control. Students sometimes face financial, personal or family constraints that require them to drop out of school. They also are affected by economic and social factors prevalent in their countries. In some markets in which we operate, transfers between universities are not common and, as a result, we are less likely to fill spaces of students who drop out. In addition, our ability to attract and retain students may require us to discount tuition from published levels, and may prevent us from increasing tuition levels at a rate consistent with inflation and increases in our costs. If we are unable to control the rate of student attrition, our overall enrollment levels are likely to decline or if we are unable to charge tuition rates that are both competitive and cover our rising expenses, our business, financial condition, cash flows and results of operations may be materially adversely affected. In addition, student enrollment may be negatively affected by our reputation and any negative publicity related to us.

We have incurred net losses in each of the last three fiscal years.

We incurred net losses of \$315.8 million, \$162.5 million and \$85.1 million in 2015, 2014 and 2013, respectively, and had an accumulated deficit of \$1,079.0 million as of September 30, 2016. Our operating expenses may increase in the foreseeable future as we continue to expand our operations and the *Laureate International Universities* network. These efforts may prove more expensive than we

currently anticipate, and we may not succeed in increasing our revenues sufficiently to offset any higher expenses. Any failure to increase our revenues could prevent us from attaining profitability. We cannot be certain that we will be able to attain profitability on a quarterly or annual basis. If we are unable to manage these risks and difficulties effectively as we encounter them, our business, financial condition and results of operations may be materially adversely affected.

We may not be able to identify, acquire or establish control of, and integrate additional higher education institutions, or effectively integrate previously acquired institutions, which could materially adversely affect our growth.

We have previously relied on, and we expect to continue to rely on, acquisitions as an element of our growth. In 2015, we made two acquisitions totaling \$11.6 million, in 2014, we made three acquisitions totaling \$469.2 million, in 2013, we made four acquisitions totaling \$321.7 million, in 2012, we made two acquisitions totaling \$8.6 million, in 2011, we made six acquisitions totaling \$58.9 million and in 2010 we made four acquisitions totaling \$153.0 million, including debt assumed. However, there is no assurance that we will be able to continue to identify suitable acquisition candidates or that we will be able to acquire or establish control of any acquisition candidate on favorable terms, or at all. In addition, in many countries, the approval of a regulatory agency is needed to acquire or operate a higher education institution, which we may not be able to obtain. Furthermore, there is no assurance that any acquired institution can be integrated into our operations successfully or be operated profitably. Acquisitions involve a number of risks, including:

- diversion of management's time and resources;
- adverse short-term effects on reported operating results;
- competition from other acquirors, which could lead to higher prices and lost opportunities;
- cultural issues related to acquisition of closely held institutions in countries around the world;
- failures of due diligence during the acquisition process;
- integration of acquired institutions' operations, including reporting systems and internal controls; and
- loss of key employees of the acquired business.

If we do not make acquisitions or make fewer acquisitions than we have historically, or if our acquisitions are not managed successfully, our growth and results of operations may be materially adversely affected.

We may not be able to successfully establish new higher education institutions, which could materially adversely affect our growth.

We have entered new markets primarily through acquisitions. As part of our expansion strategy, we may establish new higher education institutions in some markets where there are no suitable acquisition targets. We have only limited experience in establishing new institutions, such as the establishment of our universities in Morocco and Australia, and there is no assurance that we will be able to do this successfully or profitably. Establishing new institutions poses unique challenges and will require us to make investments in management, capital expenditures, marketing activities and other resources that are different, and in some cases may be greater, than those made to acquire and then operate an existing institution. To open a new institution, we will also be required to obtain appropriate governmental approvals, including a new license, which may take a substantial period of time to obtain. If we are unable to establish new higher education institutions successfully, our growth may be materially adversely affected.

Our success depends substantially on the value of the local brands of each of our institutions as well as the Laureate International Universities network brand, which may be materially adversely affected by changes in current and prospective students' perception of our reputation and the use of social media.

Each of our institutions has worked hard to establish the value of its individual brand. Brand value may be severely damaged, even by isolated incidents, particularly if the incidents receive considerable negative publicity. There has been a marked increase in use of social media platforms, including weblogs (blogs), social media websites, and other forms of Internet-based communications that allow individuals access to a broad audience of interested persons. We believe students and prospective employers value readily available information about our institutions and often act on such information without further investigation or authentication, and without regard to its accuracy. In addition, many of our institutions use the Laureate name in promoting their institutions and our success is dependent in large part upon our ability to maintain and enhance the value of the Laureate and *Laureate International Universities* brands. Social media platforms and devices immediately publish the content their subscribers and participants post, often without filters or checks on the accuracy of the content posted. Information concerning our company and our institutions may be posted on such platforms and devices at any time. Information posted may be materially adverse to our interests, it may be inaccurate, and it may harm our performance, prospects and business.

Our reputation may be negatively influenced by the actions of other for-profit and private institutions.

In recent years, there have been a number of regulatory investigations and civil litigation matters targeting post-secondary for-profit education institutions in the United States and private higher education institutions in other countries, such as Chile. These investigations and lawsuits have alleged, among other things, deceptive trade practices, false claims against the United States and noncompliance with state and DOE regulations, and breach of the requirement that universities in Chile be operated as not-for-profit institutions. These allegations have attracted adverse media coverage and have been the subject of federal and state legislative hearings and investigations in the United States and in other countries. Allegations against the post-secondary for-profit and private education sectors may affect general public perceptions of for-profit and private educational institutions, including institutions in the *Laureate International Universities* network and us, in a negative manner. Adverse media coverage regarding other for-profit or private educational institutions or regarding us directly or indirectly could damage our reputation, reduce student demand for our programs, materially adversely affect our revenues and operating profit or result in increased regulatory scrutiny.

Growing our online academic programs could be difficult for us.

We anticipate significant future growth from online courses we offer to students, particularly in emerging markets. The expansion of our existing online programs, the creation of new online programs and the development of new fully online or hybrid programs may not be accepted by students or employers, or by government regulators or accreditation agencies. In addition, our efforts may be materially adversely affected by increased competition in the online education market or because of problems with the performance or reliability of our online program infrastructure. There is also increasing development of online programs by traditional universities, both in the public and private sectors, which may have more consumer acceptance than programs we develop, because of lower pricing or greater perception of value of their degrees in the marketplace, which may materially adversely affect our business, financial condition and results of operations.

Our success depends, in part, on the effectiveness of our marketing and advertising programs in recruiting new students.

In order to maintain and increase our revenues and margins, we must continue to develop our admissions programs and attract new students in a cost-effective manner. Over the last several years, in support of our admissions efforts in all the countries in which we operate, we have increased the

amounts spent globally on marketing and advertising from \$265.4 million in 2013 to \$278.3 million in 2015, and we anticipate that this trend will continue. As part of our marketing and advertising, we also subscribe to lead-generating databases in certain markets, the cost of which is expected to increase. The level of marketing and advertising and types of strategies used are affected by the specific geographic markets, regulatory compliance requirements and the specific individual nature of each institution and its students. The complexity of these marketing efforts contributes to their cost. If we are unable to advertise and market our institutions and programs successfully, our ability to attract and enroll new students could be materially adversely affected and, consequently, our financial performance could suffer. We use marketing tools such as the Internet, radio, television and print media advertising to promote our institutions and programs. Our representatives also make presentations at upper secondary schools. Additionally, we rely on the general reputation of our institutions and referrals from current students, alumni and employers as a source of new enrollment. Among the factors that could prevent us from marketing and advertising our institutions and programs successfully are the failure of our marketing tools and strategies to appeal to prospective students, regulatory constraints on marketing, current student and/or employer dissatisfaction with our program offerings or results and diminished access to upper secondary campuses. In addition, in certain instances, local regulatory authorities set quotas each year for how many students we may enroll, which may further limit our ability to recruit new students or maintain our present enrollment level. In some of the countries in which we operate, enrollment growth in degree-granting, higher education institutions is slowing or is expected to slow. In order to maintain current growth rates, we will need to attract a larger percentage of students in existing markets and increase our addressable market by adding locations in new markets and rolling out new academic programs. Any failure to accomplish this may have a material adverse effect on our future growth.

Our institutions are subject to uncertain and varying laws and regulations, and any changes to these laws or regulations or their application to us may materially adversely affect our business, financial condition and results of operations.

Higher education is regulated to varying degrees and in different ways in each of the countries in which we operate an institution. In general, our institutions must have licenses, approvals, authorizations, or accreditations from various governmental authorities and accrediting bodies. These licenses, approvals, authorizations, and accreditations must be renewed periodically, usually after an evaluation of the institution by the relevant governmental authorities or accrediting bodies. These periodic evaluations could result in limitations, restrictions, conditions, or withdrawal of such licenses, approvals, authorizations or accreditations, which could have a material adverse effect on our business, financial condition and results of operations. In some countries in which we operate, there is a trend toward making continued licensure or accreditation based on successful student outcomes, such as employment, which may be affected by many factors outside of our control. Once licensed, approved, authorized or accredited, some of our institutions may need approvals for new campuses or to add new degree programs.

All of these regulations and their applicable interpretations are subject to change. Moreover, regulatory agencies may scrutinize our institutions because they are owned or controlled by a U.S.-based for-profit corporation. Outside the United States, we may be particularly susceptible to such treatment because, in several of the countries in which we operate, our institutions are among the largest private institutions and have a substantial share of the higher education market. Changes in applicable regulations may cause a material adverse effect on our business, financial condition and results of operations.

Changes in laws governing student financing could affect the availability of government-sponsored financing programs for our non-U.S. students, such as the Crédito con Aval del Estado (the “CAE Program”), a government-sponsored student loan program in Chile, the Fundo de Financiamento Estudantil (“FIES”), a government-sponsored loan program in Brazil, and the Programa

Universidade Para Todos (“PROUNI”) in Brazil, all of which are offered by governments as a means of increasing student access to post-secondary education programs. If those programs are changed, or if our institutions or our students are no longer permitted to participate in those programs, it could cause a material adverse effect on our business, financial condition and results of operations. For example, in December 2014, the Brazilian government announced a number of changes to FIES beginning in 2015. These changes limit the number of new participants and the amount spent on the program, and delay payments to the post-secondary institutions that would otherwise have been due in 2015. For more information on the CAE Program, FIES and PROUNI, see “—If students who avail themselves of government-sponsored student financing programs in certain countries do not graduate and subsequently default on their loans, we may be responsible for repaying a significant portion of their loans” and “Business—Our Operating Segments—LatAm—Government-Sponsored Student Financing Programs.” As another example, in October 2013, one of our institutions in Chile, Universidad de Las Américas (“UDLA Chile”), was notified by the National Accreditation Commission that its institutional accreditation would not be renewed. UDLA Chile appealed this decision but received a final determination that the appeal was denied on January 22, 2014. UDLA Chile filed a new application for accreditation in October 2015 and was notified in March 2016 that it had been accredited for three years until March 2019. Institutional accreditation is required for new students to be eligible to participate in the CAE Program and new students at UDLA Chile were not eligible to participate in the CAE Program during the period that UDLA Chile was not accredited. For more information about possible changes in government regulation of higher education in Chile, including possible changes to student financing programs, see “—Political and regulatory developments in Chile may materially adversely affect our operations” and “Industry Regulation—Chilean Regulation—Recent Developments.” In December 2015, the Australian parliament adopted legislation that imposed limits on government financing of vocational education beginning in January 2016, and the Australian government announced that it plans to fundamentally redesign the vocational education fee help scheme in the near future. While we are unable to predict what changes may be adopted, any such redesign could materially affect our business, financial condition and results of operations. See “Business—Our Operating Segments—AMEA—Government-Sponsored Student Financing Programs.”

The laws of the countries where we own or control institutions and expect to acquire ownership or control of institutions in the future must permit both private higher education institutions and foreign ownership or control of them. For political, economic or other reasons, a country could decide to change its laws or regulations to prohibit or limit private higher education institutions or foreign ownership or control or prohibit or limit our ability to enter into contracts or agreements with these institutions. If this change occurred, it could have a material adverse effect on our business, financial condition and results of operations and we could be forced to sell an institution at a price that could be lower than its fair market value or relinquish control of an institution. A forced sale or relinquishment of control could materially adversely affect our business, financial condition and results of operations.

Istanbul Bilgi University, a member of the *Laureate International Universities* network located in Turkey, is established as a “Foundation High Education Institution” (a “Foundation University”) under the Turkish higher education law, sponsored by an educational foundation (the “Bilgi Foundation”). As such, it is subject to regulation, supervision and inspection by the Turkish Higher Education Council (the “YÖK”). In 2014, the Turkish parliament amended the higher education law to provide expanded authority to the YÖK with respect to Foundation Universities, including authorizing additional remedies for violations of the higher education law and of regulations adopted by the YÖK. On November 19, 2015, the YÖK promulgated an “Ordinance Concerned with Amendment to Foundation High Education Institutions” (the “Ordinance”) the principal effects of which relate to the supervision and inspection of Foundation Universities by the YÖK. Under the Ordinance, the YÖK has expanded authority to inspect accounts, transactions, activities and assets of Foundation Universities, as well as their academic units, programs, projects and subjects. The Ordinance establishes a progressive series of five remedies that the YÖK can take in the event it finds a violation of the Ordinance, ranging from

(1) a warning and request for correction to (2) the suspension of the Foundation University's ability to establish new academic units or programs to (3) limiting the number of students the Foundation University can admit, including ceasing new admissions, to (4) provisional suspension of the Foundation University's license to (5) cancellation of the Foundation University's license. Since the promulgation of the Ordinance, the YÖK has cancelled the licenses of 15 Foundation Universities.

The Ordinance specifies that Foundation Universities cannot be established by foundations in order to gain profit for themselves, and prohibits specified types of fund transfers from Foundation Universities to their sponsoring foundation, with certain exceptions for payments made under contractual arrangements for various goods and services that are provided at or below current market rates. Istanbul Bilgi University has entered into contractual arrangements with a subsidiary of Laureate that is a member of the board of trustees of the Bilgi Foundation, and has affiliates that are also members of that board, to provide Istanbul Bilgi University with management, operational and student services and certain intellectual property at fair market rates. The YÖK conducts annual audits of the operations of Istanbul Bilgi University and currently is in the process of completing its most recent audit. If the YÖK were to determine that any of these contracts or the payments made by Istanbul Bilgi University to this Laureate subsidiary, or any other activities of Istanbul Bilgi University, including the donation of 40.0 million Turkish Liras made by the university to a charitable foundation that was subsequently reimbursed to the university by certain Laureate-owned entities, violate the Ordinance or other applicable law, the YÖK could take actions against Istanbul Bilgi University up to and including cancellation of its license. See “—We are conducting an internal investigation of one of our network institutions for violations of the Company's policies, and possible violations of the U.S. Foreign Corrupt Practices Act and other applicable laws. A violation of these laws and regulations could subject us to penalties, harm our reputation and materially adversely affect our business, financial condition and results of operations.” Further, if the YÖK were to determine that any administrators of Istanbul Bilgi University have directly taken any actions or supported any activities that are intended to harm the integrity of the state, the license of the university could be cancelled. In July 2016, a coup attempt increased political instability in Turkey, and the uncertainties arising from the failed coup in Turkey could lead to changes in laws affecting Istanbul Bilgi University or result in modifications to the current interpretations and enforcement of the Ordinance or other laws and regulations by the YÖK. Any such actions by the YÖK, including actions in relation to the conduct of the annual audit, could have a material adverse impact on Istanbul Bilgi University's future growth or its ability to remain in operation, and could have a material adverse effect on our business, financial condition and results of operations.

For a full description of the laws and regulations affecting our higher education institutions in the United States (“U.S. Institutions”), and the impact of those laws and regulations on the operations of our U.S. Institutions, including the ability of our U.S. Institutions to continue to access U.S. federal student aid funding sources, see “—Risks Relating to Our Highly Regulated Industry in the United States” and “Industry Regulation—U.S. Regulation.” Our institutions located outside the United States also participate in various student financial aid programs offered by the countries in which they operate.

Political and regulatory developments in Chile may materially adversely affect our operations.

As a consequence of student protests and political disturbances, during 2011 and 2012, the former Chilean government announced several proposed reforms to the higher education system. The reforms, if they had been adopted, could have included changing the current accreditation system to make it more demanding, revising the student financing system to provide a single financing system for students in all higher education institutions (replacing the CAE Program), establishing a system of information transparency for higher education, creating an agency to promote accountability by higher education institutions, changing certain corporate governance rules for universities (such as the need for a minimum number of independent directors), and establishing procedures for the approval of, or

otherwise limiting, transactions between higher education institutions and related parties. Other legislative reforms were promoted by members of the Chilean Congress but were not supported by the previous Chilean government, including proposals to restrict related party transactions between higher education institutions and entities that control them. In November and December 2013, Chile held national elections. The presidential election was won by former president Michelle Bachelet, who assumed office on March 11, 2014, and a political coalition led by Ms. Bachelet won the elections for both houses of the Chilean Congress, in each case for four years beginning on March 11, 2014. Although the election platform of the new government mentioned that stronger regulation of higher education was required, it did not contain specific commitments with respect to the abovementioned reforms, other than the creation of a special agency to oversee higher education institutions' compliance with law and regulations. In the second quarter of 2014, the new government announced the withdrawal of all of the prior administration's higher education proposals and its intent to submit new bills to the Chilean Congress.

In April 2016, the Chilean Congress made reforms to specific career disciplines, including pedagogy. Law 20,903 created the teaching professional development system (*Sistema de Desarrollo Profesional Docente*), which aims to improve the quality of training for those who choose to study pedagogy by setting new program admission requirements and mandatory institutional accreditation standards for pedagogy career programs. As these changes have only taken effect in 2017, their impact cannot yet be determined; however, the Chilean universities in the *Laureate International Universities* network are preparing to adjust to the new regime and will be monitoring the effects on their pedagogy programs.

On July 4, 2016, the Chilean President submitted to the Chilean Congress a bill (the "Higher Education Bill") that, if approved, would change the entire regulatory landscape of higher education in Chile, as it would amend and/or replace most of the currently applicable legislation, including repealing the current laws governing universities, professional institutes and technical training centers. Among other things, the Higher Education Bill would create the Undersecretary of Higher Education, which would propose policies on higher education to the Ministry of Education, including policies on access, inclusion, retention and graduation of higher education students. The Undersecretary of Higher Education would also develop policies relating to the promotion development, support and continuous improvement of the quality of higher education institutions and their relationship with the needs of the country. The Undersecretary of Higher Education would also manage the new Common Access System for Higher Education Institutions, which would establish the process and mechanisms for the application, admission and selection of undergraduate students, and which would be mandatory at all higher education institutions that receive public funding through the Ministry of Education.

The Higher Education Bill also includes new regulations applicable to not-for-profit educational institutions that would: (i) provide that their controllers and members can only be individuals, other not-for-profits or state-owned entities; (ii) create the obligation to use their resources and reinvest their surplus or profits in the pursuit of their objectives and in enhancing the quality of the education they provide; (iii) create the obligation to have a board of directors, which cannot delegate its functions, and whose members cannot be removed unless approved by the majority of the board and for serious reasons; and (iv) prohibit related party transactions with their founders, controllers, members of the board, rector and their relatives or related entities, unless the counterparty to the transaction is another not-for-profit entity, and establish regulations for other related party transactions which include the need for them to be under market conditions and approved by the board. For more information about possible changes in government regulation of higher education in Chile as a result of the Higher Education Bill, see "Industry Regulation—Chilean Regulation—Recent Developments." See also, "—Student protests may disrupt our ability to hold classes as well as our ability to attract and retain students, which could materially adversely affect our operations."

We are currently evaluating the effect the proposed Higher Education Bill would have on the Chilean institutions in the *Laureate International Universities* network if it is adopted in the form introduced in the Chilean Congress. We cannot predict whether or not the proposed Higher Education Bill will be adopted in this form, or if any higher education legislation will be adopted that would affect the institutions in the *Laureate International Universities* network. However, if any such legislation is adopted, it could have a material adverse effect on our results of operations and financial condition.

While we believe that all of our institutions in Chile are operating in full compliance with Chilean law, we cannot predict the extent or outcome of any educational reforms that may be implemented in Chile. Depending upon how these reforms are defined and implemented, there could be a material adverse effect on our financial condition and results of operations. Any disruption to our operations in Chile would have a material adverse effect on our financial condition and results of operations. Similar reforms in other countries in which we operate could also have a material adverse effect on our financial condition and results of operations.

Regulatory changes in Chile may reduce access to student financing for some of our students in Chile, which could reduce enrollments at our Chilean institutions.

On November 27, 2015, the Chilean Congress passed the 2016 budget law (the “2016 Budget Law”). By means of the 2016 Budget Law, the administration sought to implement a policy to grant free access to higher education to students from the first five income deciles who attend certain universities or technical vocational (“tech/voc”) institutions. For university students, the 2016 Budget Law would have required them to be enrolled in universities that either are members of the *Consejo de Rectores de las Universidades Chilenas* (the “CRUCH”) or are private universities that are not members of the CRUCH that, on September 30, 2015, met the following requirements: (a) being accredited for four years or more; (b) not being related to for-profit legal entities; and (c) having a representative of the students or non-academic personnel as a member of their governing body. For tech/voc students, the Budget Law would have required them to be enrolled in institutions organized as not-for-profit legal entities that were accredited for four or more years.

On December 21, 2015, the Constitutional Tribunal (“CT”) declared portions of the 2016 Budget Law dealing with higher education institutions to be unconstitutional, in particular those portions that would require students to attend institutions with specific characteristics in order to obtain free tuition as, under the Chilean Constitution, that would constitute arbitrary discrimination affecting students who are in the same economic condition.

Before the CT published the text of its decision, the administration submitted to the Chilean Congress a bill modifying the 2016 Budget Law that establishes different conditions to access free higher education (the *ley corta* or “Short Law”). The Short Law was approved by Congress two days after its submission, on December 23, 2015, and published on December 26, 2015. The Short Law is effective only during 2016 and was not subject to a constitutional challenge.

Under the Short Law, for university students to be eligible for free tuition, they had to come from the first five income deciles and enroll either in a State-owned university or in a private university that on December 27, 2015 was accredited for at least four years and controlled by individuals or not-for-profit legal entities. The Short Law excluded tech/voc students from eligibility for free tuition in 2016. However, the Short Law provided that free tuition for tech/voc students would be implemented within three years provided that they attend tech/voc institutions that are accredited for at least four years and are organized as not-for-profit legal entities. The Short Law provided that tech/voc institutions that were organized as for-profit entities should, not later than December 27, 2015, state their intention to reorganize as not-for-profit entities in order to be eligible to participate in certain student financing programs.

For the period between the effective date of the Short Law and such time as students at tech/voc institutions become eligible to participate in the free tuition program, the Short Law modified the allocations of the *Nuevo Milenio* Scholarship (“NMS”). The Short Law divided this scholarship program into three parts: (i) NMS I, which grants students who meet certain personal conditions scholarships of up to CLP 600,000 per year; (ii) NMS II, which grants students scholarships of up to CLP 850,000 per year, provided the students come from the first five income deciles and the tech/voc institution in which they are enrolled is organized as a not-for-profit legal entity or, if the tech/voc institution is not so organized, the institution has stated in writing its intention to become a not-for-profit entity and to be accredited; and (iii) NMS III, which grants students scholarships of up to CLP 900,000 per year, provided that such students and the institution in which they enroll meet the requirements for NMS II and the tech/voc institution was, on December 31, 2015, accredited for four years or more.

The Chilean universities and tech/voc institutions in the *Laureate International Universities* network did not meet each of these tests, so students at these institutions were not eligible for free tuition or NMS II or NMS III scholarships under the Short Law. It is possible that the provisions of the Short Law could have a material adverse effect on our results of operations and financial condition.

On November 11, 2016, the Chilean Congress passed the 2017 budget law (the “2017 Budget Law”). The 2017 Budget Law included changes to the policies for granting free access to higher education and scholarships to students from the first five and seven income deciles who attend certain universities or tech/voc institutions.

For university students, the 2017 Budget Law provides for free access to higher education with the same requirements as were in the 2016 Budget Law but adds the requirement that eligible universities have a minimum of 80% of their newly enrolled students with an average result from the national university admissions examination, high school grades and high school rankings above a specified level, and have a transparent admission system that must have been published on the institution’s website by December 1, 2016. For tech/voc institutions, the 2017 Budget Law provides for eligibility for free access for students if they are enrolled in institutions (i) organized as not-for-profit legal entities or as for-profit legal entities that have filed for transformation to not-for-profit legal entities under the “Transformation Law” passed by the Chilean Congress on November 16, 2016, before December 15, 2016, (ii) accredited for four years or more as of December 23, 2016, (iii) having as controllers not-for-profit legal entities or natural persons, (iv) having stated their intention to participate in the free access system before December 15, 2016, and (v) having a transparent admission system that must have been published on the institution’s website by December 1, 2016.

The 2017 Budget Law also modified the allocations of the *Bicentenario* Scholarship (“the BS Program”). The BS Program supports access to higher education for university students coming from one of the first seven income deciles and covers the full amount of tuition up to an amount authorized by the government. Historically, the BS Program solely benefited students of CRUCH universities. The 2017 Budget Law terminated the differentiation between CRUCH and non-CRUCH universities for eligibility for the BS Program. Thus, for 2017, 3,500 BS Program scholarships will be granted to students at non-CRUCH universities and 3,500 additional BS Program scholarships will be granted to students at non-CRUCH universities in 2018. By 2019, the government promises to have an equal BS Program scholarship policy for all universities, whether CRUCH or non-CRUCH. Students may apply for a BS Program scholarship if their university is accredited for at least four years and if 80% of the university’s newly enrolled students have an average result from the national university admissions examination, high school grades and high school rankings above a specified level.

Under the 2017 Budget Law, the NMS II and NMS III are available to all students enrolled in a tech/voc institution, whether for-profit or not-for-profit: (i) NMS II in an amount of CLP 860,000 per year, or up to the effective government-approved tuition fee if it is less than that amount, for students who come from the first five income deciles with an average high school grade of 5.0 and the tech/voc

institution in which they are enrolled being accredited for at least three years; and (ii) NMS III, in an amount up to CLP 900,000 per year, or up to the effective government-approved tuition fee if it is less than that amount, provided that such students and the institution in which they enroll meet the requirements for NMS II and the tech/voc institution was, on December 31, 2016, accredited for four years or more. The NMS III scholarship will last until the tax benefit established in the Transformation Law for tech/voc institutions ends.

Finally, under the 2017 Budget Law, the Comptroller General will be in charge of overseeing the use of the public resources in higher education.

We cannot predict the effect that the student financing reforms may have on our operations in Chile. Any material limitations on the access of our students in Chile to government-sponsored financing may have a material adverse effect on our financial condition and results of operations. Similar limitations on government-sponsored student financing in other countries in which we operate could also have a material adverse effect on our financial condition and results of operations.

We are subject to investigations by Chilean regulators, which could individually or in the aggregate, materially adversely affect our business, financial condition and results of operations.

In December 2014, the Chilean Congress approved legislation that provides for the appointment of a provisional administrator or closing administrator to handle the affairs of failing universities or universities found to have breached their bylaws (the “Provisional Administrator Law”). If the Ministry of Education were to determine that one of the universities in Chile that is part of the *Laureate International Universities* network had violated its bylaws, it could appoint a provisional administrator for that university causing us to lose our rights to control that institution, which could have a material adverse effect on our results of operations and financial condition.

In June 2012, an investigative committee of the Chilean Chamber of Deputies issued a preliminary report on the Chilean higher education system alleging that certain universities, including the three universities that Laureate controls in Chile, have not complied with the requirements of Chilean law that universities be not-for-profit. Among the irregularities cited in the report are high salaries to board members or top executives, outsourcing of services to related parties, and that universities are being bought and sold by foreign and economic groups. The investigative committee referred its report to the Ministry of Education and to the Public Prosecutor of Chile to determine whether there has been any violation of the law. The Public Prosecutor has appointed a regional prosecutor to investigate whether any criminal charges should be brought for alleged violations of the laws on higher education. On July 19, 2012, the Chilean Chamber of Deputies rejected the report of the investigative committee. In December 2012, in light of the criminal prosecution of the former president of the National Accreditation Commission for alleged bribery, the Chilean Chamber of Deputies mandated its Education Commission to be an investigative committee regarding the functioning of the National Accreditation Commission, especially with respect to compliance with the National Accreditation Commission’s duty to oversee higher education entities. The Education Commission delivered a report, which was approved by the Chamber of Deputies on October 1, 2013, containing several recommendations to improve regulation of the higher education accreditation system. Additionally, the Chilean Chamber of Deputies approved the creation of a special investigative committee to resume the investigation of higher education performed by the investigative committee that issued the June 2012 report that was previously rejected by the Chamber of Deputies. On January 15, 2014, that investigative committee approved a new report recommending, among other things, improvements to the Chilean higher education system regulations, amendments to the higher education financing system, particularly the CAE Program, imposition of criminal penalties for violation of the requirement that universities be not-for-profit, and support of legislation that would prohibit related party transactions, prohibit the transfer of control of universities, and require universities to have independent board members. The report was approved by the full Chamber of Deputies on April 1, 2014. If the Chilean Congress were

to approve legislation implementing the recommendations in this report, it could have a material adverse effect on our results of operations and financial condition.

On February 18, 2014, the Ministry of Education disclosed that on November 15, 2013 and February 11, 2014, it had initiated internal investigations into UDLA Chile and Universidad Andrés Bello (“UNAB”), respectively. The investigations were initiated upon referrals from the National Education Council and the National Accreditation Commission, which had conveyed to the Ministry of Education their concerns regarding certain agreements entered into by UDLA Chile and UNAB with their controlling entities, including concerns about the amount and real use made by the universities of the services provided under those agreements. The investigations are an initial step by the Ministry of Education to determine whether the Ministry should begin formal sanction proceedings against the universities. The Ministry of Education also disclosed that it had delivered relevant documentation on the matter to the Public Prosecutor. In January 2016, the Ministry of Education announced that it had closed the investigation into UNAB.

In May 2014, Servicio de Impuestos Internos Chile (“SII”), the Chilean tax authority, instituted an audit of Universidad Viña del Mar, UNAB and UDLA Chile questioning whether they had regularly paid their taxes as non-profit entities for the period from 2011 to 2014, specifically in relation to their financial dealings with Laureate for-profit entities. Any non-compliance with the non-profit laws would subject them to the payment of additional taxes and penalties. As of August 2015, SII had notified all three institutions that its audit detected “no differences” in the taxes paid and the taxes owed, and provided a written closure letter to each of the institutions. In December 2016, SII notified separately UDLA Chile and UNAB that as part of the general audit program called “Auditoria Integral a Universidades,” it was requesting supporting documentation from them for the tax periods between November 2013 and October 2016. Each institution will submit responsive documents that support taxes paid related to its revenues and expenses, including to the extent such revenues and expenses involve financial dealings with Laureate for-profit entities.

In June 2016, the Ministry of Education notified UNAB that it was opening an investigation into possible violations of the not-for-profit nature of UNAB. In September 2016, the Ministry of Education notified UVM Chile that it was opening a similar investigation of UVM Chile. Each of the institutions continues to be responsive to the Ministry of Education’s requests as part of these investigations. Each investigation will be conducted by an investigator appointed by the Ministry of Education under the Provisional Administrator Law, and both UNAB and UVM Chile have been advised that the investigation will last at least six months. Under the Provisional Administrator Law, at the end of the investigation the Ministry of Education can either close the investigation or issue a report imposing one of the following measures: (i) ordering a recovery plan for the investigated institution, should the Ministry verify severe breaches of the institution’s financial, administrative, labor or academic commitments; (ii) with the prior consent of the National Education Council, naming a provisional administrator for the institution if the Ministry determines that (a) there are serious risks to the administrative or financial viability of the institution that may affect the continuity of its educational programs, (b) there are serious and recurring breaches of the academic commitments of the institution to its students due to a lack of educational or teaching resources available to grant professional or technical degrees, (c) it is impossible for the institution to maintain its academic functions due to sanctions, injunctions or foreclosures affecting the institution, its campuses or its assets, (d) the institution is declared bankrupt or (e) a recovery plan pursuant to (i) above has not been presented, has been rejected or has been breached by the institution; or (iii) initiating a process to revoke the institution’s license, in which case it would name a closing administrator.

While we believe that all of our institutions in Chile are operating in full compliance with Chilean law, we cannot predict whether the Ministry of Education or the Public Prosecutor will take any action in response to the reports of the Chamber of Deputies investigative committees, or what outcome may result from any investigations undertaken by the Ministry of Education, the Public Prosecutor or the

SII in response to the referrals from the National Education Council and National Accreditation Commission, or by the Ministry of Education as a result of its investigation under the Provisional Administrator Law. Depending upon the outcome of any investigation by the Chilean authorities, there could be a material adverse effect on our business. Any disruption to our operations in Chile would have a material adverse effect on our financial condition and results of operations.

Our right to receive economic benefits from certain of the institutions that are organized as not-for-profit or non-stock entities, and that we account for as variable interest entities, may be limited.

We have obtained board and operating control and controlling financial interests in entities outside the United States that are educational institutions similar to U.S. not-for-profit, non-stock universities. Under applicable law, these institutions do not have recognized “owners” or shareholders, and generally cannot declare dividends or distribute their net assets to us. For accounting purposes, we have determined that these institutions are Variable Interest Entities (“VIEs”) under GAAP and that we are the primary beneficiary of these VIEs. Maintenance of our interest in the VIE institutions, and our ability to receive economic benefits from these entities, is based on a combination of (1) service agreements that other Laureate entities have with the VIE institutions, allowing the institutions to access the benefits of the *Laureate International Universities* network and allowing us to recognize economies of scale throughout the network, (2) our ability to provide these entities with opportunities to invest for market returns in education-related real estate entities globally and (3) our ability to transfer our rights to govern the VIE institutions, or the entities that possess those rights, to other parties, which would yield a return if and when these rights are transferred. In limited circumstances, we may have rights to the residual assets in liquidation. Under the mutually agreed service agreements, we are paid at market rates for providing services to institutions such as access to content, support with curriculum design, professional development, student exchange, access to dual degree programs, affiliation and access to the *Laureate International Universities* network, and management, legal, tax, finance, accounting, treasury, use of real estate and other services. While we believe these arrangements conform to applicable law, the VIE institutions are subject to regulation by various agencies based on the requirements of local jurisdictions. These agencies, as well as local legislative bodies, review and update laws and regulations as they deem necessary or appropriate. We cannot predict the form of any laws that may be enacted, or regulations that ultimately may be adopted in the future, or what effects they might have on our results of operations, financial condition and cash flows. If local laws or regulations were to change, the VIE institutions were found to be in violation of existing local laws or regulations, or regulators were to question the financial sustainability of the VIE institutions and/or whether the contractual arrangements were at fair value, local government agencies could, among other actions:

- revoke the business licenses and/or accreditations of the VIE institutions;
- void or restrict related party transactions, such as the contractual arrangements between us and the VIE institutions;
- impose fines that significantly impact business performance or other requirements with which the VIE institutions may not be able to comply;
- require us to change the governance structures of the VIE institutions, such that we would no longer maintain control of the VIE institutions; or
- disallow a transfer of our rights to govern the VIE institutions, or the entities that possess those rights, to a third party for consideration.

If we are unable to receive economic benefits from these institutions, it would have a material adverse effect on our results of operations and financial condition. In addition, if we are unable or limited in our ability to receive economic benefits from these institutions, we may be unable to consolidate the VIE institutions into our consolidated financial statements or we may be limited in our ability to recognize all of the institutions’ earnings in our consolidated statements of operations.

Our ability to control our institutions may be materially adversely affected by changes in laws affecting higher education in certain countries in which we operate.

Our institutions are governed by the higher education laws of the various countries in which we operate, which may be amended or interpreted in ways that affect our ability to maintain control over the institutions through our ability to appoint the members of the institutions' governing bodies. If we are unable to maintain our rights of control of appointments to those governing bodies, our ability to realize economic benefits from these institutions may be severely limited, including not being able to transfer control of the institutions in a way that would yield us a return on our investment or not being able to implement or maintain service agreements with those institutions.

It is possible that the governance and control structures that we implement at a specific institution to comply with local laws and regulations would not allow us to meet the standards for consolidation of that institution's financial statements into our own consolidated financial statements. If we determine that we do not control an institution or otherwise meet the standards for consolidation, deconsolidation of that institution would be required. In that event, or if our controlling financial interest in that institution is impaired, it could have a material adverse effect on our business, financial condition and results of operations.

For example, in the second half of 2010, Ecuador adopted a new higher education law that, upon its implementation, required us to modify the governance structure of our institution in that country. While the constitutionality of certain provisions of the higher education law is currently being challenged in Ecuador's court system, the law has been implemented. In the fourth quarter of 2012, the Consejo de Educación Superior (the "CES"), the relevant regulatory body, commenced reviewing and issuing comments on bylaws submitted by other Ecuadorian higher education institutions, implementing and enforcing the co-governance provisions of the new law. In accordance with ASC 810-10-15-10, we believed that control no longer resided with Laureate given the governmentally imposed uncertainties. As a result, Universidad de Las Américas Ecuador ("UDLA Ecuador") was deconsolidated in the fourth quarter of 2012 and a loss of \$43.7 million was recorded in loss from regulatory changes in the consolidated statement of operations. This loss represented our initial investment on the leveraged buyout date in the Ecuadorian institution of \$17.9 million, as well as \$25.8 million of accumulated earnings from the leveraged buyout date to the date of deconsolidation. The CES approved UDLA Ecuador's new bylaws complying with the 2010 law in September 2014 and we no longer control UDLA Ecuador, although we maintain contractual arrangements with the institution. See also "Industry Regulation—Chilean Regulation—Recent Developments."

Our business may be materially adversely affected by a general economic slowdown or recession.

Many countries around the world have recently experienced reduced economic activity, increased unemployment, substantial uncertainty about their financial services markets and, in some cases, economic recession. These events may reduce the demand for our programs among students, which could materially adversely affect our business, financial condition, results of operations and cash flows. These adverse economic developments also may result in a reduction in the number of jobs available to our graduates and lower salaries being offered in connection with available employment which, in turn, may result in declines in our placement and retention rates. For example, in the United States, our professional-oriented graduate programs, such as master's degrees in teaching, are directly affected by the employment and promotion prospects for persons with advanced degrees. Efforts by states in recent years to reduce education funding by laying off younger teachers and curtailing pay increases for remaining teachers may have a material adverse effect on our ability to attract and retain students in our graduate education programs. In addition, in 2015 we generated approximately 83% of our revenues outside the United States, including approximately 56% of our revenues from our LatAm segment. As a result, any general economic slowdown or recession that disproportionately impacts the

countries in which our institutions operate could have a material adverse effect on our business, financial condition, results of operations and cash flows.

The higher education market is very competitive, and we may not be able to compete effectively.

Higher education markets around the world are highly fragmented and are very competitive and dynamic. Our institutions compete with traditional public and private colleges and universities and other proprietary institutions, including those that offer online professional-oriented programs. In each of the countries where we operate a private institution, our primary competitors are public and other private universities, some of which are larger, more widely known and have more established reputations than our institutions. Some of our competitors in both the public and private sectors may have greater financial and other resources than we have and have operated in their markets for many years. We also face potential competition from alternative education providers that prioritize open access education to students. A number of these providers have been formed recently to provide online curriculum from leading academics at little or no cost to the student. If this new modality is successful, it could disrupt the economics of the current education model (both for-profit and not-for-profit institutions). Other competitors may include large, well-capitalized companies that may pursue a strategy similar to ours of acquiring or establishing for-profit institutions. Public institutions receive substantial government subsidies, and public and private not-for-profit institutions have access to government and foundation grants, tax-deductible contributions and other financial resources generally not available to for-profit institutions. Accordingly, public and private not-for-profit institutions may have instructional and support resources superior to those in the for-profit sector, and public institutions can offer substantially lower tuition prices or other advantages that we cannot match.

Any of these large, well-capitalized competitors may make it more difficult for us to acquire institutions as part of our growth strategy. They may also be able to charge lower tuitions or attract more students, which would adversely affect our growth and the profitability of our competing institutions. There is also an increased ability of traditional universities to offer online programs and we expect competition to increase as the online market matures. This may create greater pricing or operating pressure on us, which could have a material adverse effect on our institutions' enrollments, revenues and profit margins. We may not be able to compete successfully against current or future competitors and may face competitive pressures that could have a material adverse effect on our business, financial condition and results of operations.

If our graduates are unable to obtain professional licenses or certifications required for employment in their chosen fields of study, our reputation may suffer and we may face declining enrollments and revenues or be subject to student litigation.

Certain of our students require or desire professional licenses or certifications after graduation to obtain employment in their chosen fields. Their success in obtaining such licensure depends on several factors, including the individual merits of the student, whether the institution and the program were approved by the relevant government or by a professional association, whether the program from which the student graduated meets all governmental requirements and whether the institution is accredited. If one or more governmental authorities refuses to recognize our graduates for professional licensure in the future based on factors relating to us or our programs, the potential growth of our programs would be negatively affected, which could have a material adverse effect on our business, financial condition and results of operations. In addition, we could be exposed to litigation that would force us to incur legal and other expenses that could have a material adverse effect on our business, financial condition and results of operations. For example, in 2013, 2015 and 2016, several groups of current and former students filed five separate lawsuits against University of St. Augustine for Health Sciences ("St. Augustine") relating to matters arising before we acquired that institution in November 2013. The allegations relate to a program that was launched in May 2011 and, at the time, offered a "Master of

Orthopaedic Physician’s Assistant Program” degree. The plaintiffs in these matters allege that the university misrepresented their ability to practice as licensed Physician Assistants with a heightened specialty in orthopaedics. One of the lawsuits was resolved in October 2015, another was resolved in March 2016, and another was resolved in June 2016 and all have been dismissed. See “Business—Legal Proceedings” for more information. See also “—Risks Relating to Our Highly Regulated Industry in the United States—The inability of our graduates to obtain licensure or other specialized outcomes in their chosen professional fields of study could reduce our enrollments and revenues, and potentially lead to litigation that could be costly to us.”

Our business may be materially adversely affected if we are not able to maintain or improve the content of our existing academic programs or to develop new programs on a timely basis and in a cost-effective manner.

We continually seek to maintain and improve the content of our existing academic programs and develop new programs in order to meet changing market needs. Revisions to our existing academic programs and the development of new programs may not be accepted by existing or prospective students or employers in all instances. If we cannot respond effectively to market changes, our business may be materially adversely affected. Even if we are able to develop acceptable new programs, we may not be able to introduce these new programs as quickly as students or employers require or as quickly as our competitors are able to introduce competing programs. Our efforts to introduce a new academic program may be conditioned or delayed by requirements to obtain foreign, federal, state and accrediting agency approvals. The development of new programs and courses, both conventional and online, is subject to requirements and limitations imposed by the governmental regulatory bodies of the various countries in which our institutions are located, including the DOE, state licensing agencies and the relevant accrediting bodies. The imposition of restrictions on the initiation of new educational programs by regulatory agencies may delay such expansion plans. If we do not respond adequately to changes in market requirements, our ability to attract and retain students could be impaired and our financial results could suffer.

Establishing new academic programs or modifying existing academic programs also may require us to make investments in specialized personnel and capital expenditures, increase marketing efforts and reallocate resources away from other uses. We may have limited experience with the subject matter of new programs and may need to modify our systems and strategy. If we are unable to increase the number of students, offer new programs in a cost-effective manner or otherwise manage effectively the operations of newly established academic programs, our business, financial condition and results of operations could be materially adversely affected.

Failure to keep pace with changing market needs and technology could harm our ability to attract students.

The success of our institutions depends to a significant extent on the willingness of prospective employers to hire our students upon graduation. Increasingly, employers demand that their employees possess appropriate technological skills and also appropriate “soft” skills, such as communication, critical thinking and teamwork skills. These skills can evolve rapidly in a changing economic and technological environment. Accordingly, it is important that our educational programs evolve in response to those economic and technological changes. The expansion of existing academic programs and the development of new programs may not be accepted by current or prospective students or by the employers of our graduates. Students and faculty increasingly rely on personal communication devices and expect that we will be able to adapt our information technology platforms and our educational delivery methods to support these devices and any new technologies that may develop. Even if our institutions are able to develop acceptable new programs and adapt to new technologies, our institutions may not be able to begin offering those new programs and technologies as quickly as required by prospective students and employers or as quickly as our competitors begin offering similar programs. If we are unable to adequately respond to changes in market requirements due to regulatory

or financial constraints, unusually rapid technological changes or other factors, our ability to attract and retain students could be impaired, the rates at which our graduates obtain jobs involving their fields of study could suffer and our results of operations and cash flows could be materially adversely affected.

If students who avail themselves of government-sponsored student financing programs in certain countries do not graduate and subsequently default on their loans, we may be responsible for repaying a significant portion of their loans.

Our accredited Chilean institutions participate in a Chilean government-sponsored student financing program known as the CAE Program. The program was implemented by the Chilean government in 2006 to promote higher education in Chile for lower socio-economic level students with good academic standing. The CAE Program involves tuition financing and guarantees that are shared by our institutions and the government. As part of the program, our institutions provide guarantees resulting in contingent liabilities to third-party financing institutions, beginning at 90% of the tuition loans made directly to qualified students enrolled through the CAE Program and declining to 60%. The guarantees by our institutions are for the period in which the student is enrolled, and the guarantees are assumed entirely by the government upon the student's graduation. Additionally, when a student leaves one of our institutions and enrolls in another CAE-qualified institution, our institution will remain the guarantor of the tuition loans that have been granted to the student up to such date, and until the student's graduation from the new CAE-qualified institution. Assuming that all students at our institutions who are in the CAE Program, and all students who left our institutions and were part of the CAE Program, do not graduate, and that all of those students default on the full amount of the CAE-qualified loan balances, the maximum potential amount of payments our institutions could be required to make under the CAE Program was approximately \$484 million at September 30, 2016. As of September 30, 2016, we had recorded \$23.7 million as estimated guarantee liabilities for these obligations. If a significant portion of our students who participate in the CAE Program were to default, the financial condition and results of operations of each participating institution would be materially adversely affected.

Similarly, students at substantially all of our Brazilian institutions are participating in a Brazilian government program known as FIES. FIES is a federal program established to provide financing to students enrolled in private institutions of higher education that meet certain academic standards and whose household incomes per capita relative to the cost of tuition are below a certain level. Under FIES, the government loans a portion of the tuition to eligible students, some of whom are required to name a guarantor to underwrite their loan. The government then pays the corresponding loan amount to the higher education institution in special bonds that the institution may use to pay its national social security tax and certain other federal taxes or, if the institution has a tax clearance certificate, that the institution can sell for cash in a public auction conducted by a government-sponsored bank. Under FIES, if a student defaults on his or her repayment of a FIES loan, and the guarantor does not fulfill its guarantee, the higher education institution is responsible for repaying up to 15% of the related delinquency (30% if an institution has one or more open tax disputes that are not being defended in compliance with the applicable security/bond requirements). However, since February 2014, all new students who participate in FIES must also enroll in the Fundo de Garantia de Operações de Crédito Educativo ("FGEDUC"), which is a government-mandated, private guarantee fund that allows participating educational institutions to insure themselves for 90% (or 13.5% of 15%) of their losses related to student defaults under the FIES program. See "Business—Our Operating Segments—LatAm—Government-Sponsored Financing Programs." If participation by our Brazilian students in FIES increases, and a significant portion of our participating students in the program were to default and their respective guarantors were to fail to fulfill the terms of their guarantee, or if the defaulting student was not required to provide a guarantor, our financial condition and results of operations could be materially adversely affected. In addition, if any institution were involved in a tax dispute with the Brazilian government, and such institution were not defending the suit in compliance with the

applicable security/bond requirements, the amount of the guarantee would increase to 30%, which could materially adversely affect our business, financial condition and results of operations.

Regulatory changes that affect the timing of government-sponsored student aid payments or receipt of government-sponsored financial aid could materially adversely affect our liquidity.

New regulations may change the timing for the collection of government-sponsored student aid payments from our students. For example, in December 2014, regulators in Brazil announced several significant rule changes to FIES beginning in 2015; additional regulations were issued in December 2015. These changes raise the eligibility requirements, reduce the annual budget for the program and delay payments to the post-secondary institutions that would otherwise have been due in 2015 and 2016. Such a delay in tuition payments from government-sponsored programs may negatively affect our liquidity and we may require additional working capital or third-party funding to finance our operations. See “Management’s Discussion and Analysis of Financial Condition and Results of Operations—Liquidity and Capital Resources—FIES Payment Plan,” “Business—Our Operating Segments—LatAm—Government-Sponsored Student Financing Programs” and “Industry Regulation—Brazil Regulation—Student Financing Program.” See also “—Risks Relating to our Highly Regulated Industry in the United States—The DOE may change our U.S. Institutions’ method of receiving Title IV program funds, which could materially affect our liquidity.”

We may have exposure to greater-than-anticipated tax liabilities.

As a multinational corporation, we are subject to income taxes as well as non-income based taxes in the United States and various foreign jurisdictions.

Our future income taxes could be materially adversely affected by earnings being lower than anticipated in jurisdictions where we have lower statutory tax rates and higher than anticipated in jurisdictions where we have higher statutory tax rates. In addition, changes in the valuation of our deferred tax assets and liabilities, or changes in tax laws, regulations and accounting principles, could have a material adverse effect on our future income taxes. The determination of our worldwide provision for income taxes and other tax liabilities requires significant judgment, and there are many transactions and calculations where the ultimate tax determination is uncertain. We have not recorded any deferred tax liabilities for undistributed foreign earnings either because of legal restrictions on distributions or because our historical strategy was to reinvest these earnings outside the United States. As circumstances change and if some or all of these undistributed foreign earnings are remitted to the United States, we may be required to recognize deferred tax liabilities on those amounts.

We earn a significant amount of our income from subsidiaries located in countries outside the United States, and any repatriation of funds currently held in foreign jurisdictions may result in higher effective tax rates for our company. In addition, there have been proposals to change U.S. tax laws that would significantly impact how U.S. multinational corporations are taxed on foreign earnings. Although we cannot predict whether or in what form this proposed legislation may pass, if enacted it could have a material adverse effect on our tax expense and cash flows.

Additionally, in certain countries in which we operate, higher education institutions are either exempt from paying certain taxes, including income taxes, or pay taxes at significantly reduced rates. This includes certain of our higher education institutions that are organized as VIEs, similar to not-for-profit institutions in the United States. If we were to lose this favorable tax treatment, either because a VIE institution is converted into a for-profit shareholder-owned entity, or because of a change in local tax laws, our tax liabilities could increase materially.

We are subject to regular review and audit by both domestic and foreign tax authorities. Any adverse outcome of such a review or audit could have a negative effect on our operating results and financial condition. We are also subject to non-income based taxes, such as payroll, sales, use, value-

added, net worth, property and goods and services taxes, in both the United States and various foreign jurisdictions. We are under regular audit by tax authorities with respect to these non-income based taxes and may have exposure to additional non-income based tax liabilities. Our acquisition activities have increased the volume and complexity of laws and regulations that we are subject to and with which we must comply.

During 2010, we were notified by the Spanish Taxing Authorities (“STA”) (in this case, by the Regional Inspection Office of the Special Madrid Tax Unit) that an audit of some of our Spanish subsidiaries was being initiated for 2006 and 2007. On June 29, 2012, the STA issued a final assessment to Iniciativas Culturales de España, S.L. (“ICE”), our Spanish holding company, for approximately EUR 11.1 million (\$12.4 million at September 30, 2016), including interest, for those two years based on its rejection of the tax deductibility of financial expenses related to certain intercompany acquisitions and the application of the Spanish ETVE regime. On July 25, 2012, we filed a claim with the Regional Economic-Administrative Court challenging this assessment and, in the same month, we issued a cash-collateralized letter of credit for the assessment amount, in order to suspend the payment of the tax due. Further, in July 2013, we were notified by the STA (in this case, by the Central Inspection Office for Large Taxpayers) that an audit of ICE was also being initiated for 2008 through 2010. On October 19, 2015, the STA issued a final assessment to ICE for approximately EUR 17.2 million (\$19.3 million at September 30, 2016), including interest, for those three years. We have appealed this assessment and, in order to suspend the payment of the tax assessment until the court decision, we issued a cash-collateralized letter of credit for the assessment amount plus interest and surcharges. We believe the assessments in this case are without merit and intend to defend vigorously against them. During the second quarter of 2016, we were notified by the STA that tax audits of the Spanish subsidiaries were also being initiated for 2011 and 2012; no assessments have yet been issued for these years.

During the quarter ended June 30, 2015, we reassessed our position regarding the ICE tax audit matters as a result of recent adverse decisions from the Spanish Supreme Court and Spanish National Court on cases for taxpayers with similar facts, and determined that we could no longer support a more-likely-than-not position. As a result, during the second quarter of 2015, we recorded a provision totaling EUR 37.6 million (\$42.1 million) for the period from January 1, 2006 through September 30, 2016. We plan to continue the appeals process for the periods already audited and assessed.

Although we believe our estimates are reasonable, the ultimate tax outcome may differ from the amounts recorded in our financial statements and may materially adversely affect our financial results in the period or periods for which such determination is made.

Market perceptions concerning the instability of the euro, the potential reintroduction of individual currencies within the Eurozone, or the potential dissolution of the euro entirely, could adversely affect our business and financial position.

As a result of the credit crisis in Europe, in particular in Cyprus, Greece, Italy, Ireland, Portugal and Spain, the European Commission created the European Financial Stability Facility (the “EFSF”) and the European Financial Stability Mechanism (the “EFSM”) to provide funding to Eurozone countries in financial difficulties that seek such support. Throughout 2011, the EFSF and EFSM undertook a series of interventions to provide direct financing or other credit support to European governments. In 2012, certain Eurozone states announced austerity programs and other cost-cutting initiatives, and the EFSF was permitted to further expand its powers to provide direct loans to certain Eurozone financial institutions. Despite these measures, there can be no assurance that the recent market disruptions in Europe related to sovereign debt, including the increased cost of funding for certain governments and financial institutions, will not continue, nor can there be any assurance that future assistance packages will be available or, even if provided, will be sufficient to stabilize the affected countries and markets in Europe or elsewhere.

Uncertainty persists regarding the debt burden of certain Eurozone countries, including those in which we have higher education institutions, and the solvency of certain European financial institutions and their respective ability to meet future financial obligations. In 2015, Greece entered into extended negotiations with its international creditor institutions as to its request for additional assistance or relief in meeting its financial obligations. Uncertainty regarding this financial assistance and Greece's ability to meet its financial obligations led to the imposition of capital controls within Greece and the closing of the country's banks and stock exchanges for an extended period of time, all of which has caused a significant negative impact on the Greek economy. While we do not have any institutions in Greece, our institution in Cyprus (European University Cyprus) draws a significant proportion of its students from Greece, and may be adversely affected by the current and any future economic turmoil in Greece.

In general, the protracted adverse market conditions in Europe have created doubts as to the overall stability of the euro and the suitability of the euro as a single currency given the diverse economic and political circumstances in individual member states. These and other concerns could lead to the reintroduction of individual currencies in one or more member states or, in more extreme circumstances, the possible dissolution of the euro entirely. Should the euro dissolve entirely, the legal and contractual consequences for holders of euro-denominated obligations would be determined by laws in effect at such time. These potential developments, or market perceptions concerning these and related issues, could materially adversely affect our business, financial condition and results of operations.

Our reported revenues and earnings may be negatively affected by the strengthening of the U.S. dollar and currency exchange rates.

We report revenues, costs and earnings in U.S. dollars, while our institutions generally collect tuition in the local currency. Exchange rates between the U.S. dollar and the local currency in the countries where we operate institutions are likely to fluctuate from period to period. In 2015, approximately 83% of our revenues originated outside the United States. We translate revenues and other results denominated in foreign currencies into U.S. dollars for our consolidated financial statements. This translation is based on average exchange rates during a reporting period. The U.S. dollar has been strengthening against many international currencies, including the Brazilian real, euro and Mexican peso. For example, the Brazilian dollar-to-real spot exchange rate increased from 1:2.3621 on December 31, 2013 to 1:2.6576 on December 31, 2014, 1:3.9180 on December 31, 2015 and 1:3.2352 on September 30, 2016. As the exchange rate of the U.S. dollar strengthens, our reported international revenues and earnings are reduced because foreign currencies translate into fewer U.S. dollars. For the year ended December 31, 2015, a hypothetical 10% adverse change in average annual foreign currency exchange rates, excluding the impacts of our derivatives, would have decreased our operating income and our Adjusted EBITDA by \$21.9 million and \$71.1 million, respectively. For more information, see "Management's Discussion and Analysis of Financial Condition and Results of Operations—Overview—Factors Affecting Comparability—Foreign Exchange."

To the extent that foreign revenues and expense transactions are not denominated in the local currency and/or to the extent foreign earnings are reinvested in a currency other than their functional currency, we are also subject to the risk of transaction losses. We occasionally enter into foreign exchange forward contracts or other hedging arrangements to reduce the earnings impact of non-functional currency denominated non-trade receivables and debt and to protect the U.S. dollar value of our assets and future cash flows with respect to exchange rate fluctuations. Given the volatility of exchange rates, there is no assurance that we will be able to effectively manage currency transaction and/or translation risks. Therefore, volatility in currency exchange rates may have a material adverse effect on our business, financial condition, results of operations and cash flows.

Currency exchange rates and our reported revenues and earnings may also be negatively affected by inflation or hyperinflation. If a country in which we operate is designated as a highly inflationary

economy in the future under GAAP, the U.S. dollar would become the functional currency for our operations in that country. As a result, all gains and losses resulting from the remeasurement of the financial results of operations in such country and other transactional foreign exchange gains and losses would be reflected in our earnings, which could result in volatility within our earnings, rather than as a component of our comprehensive income within stockholders' equity. Hyperinflation in any of the countries in which we operate may have a material adverse effect on our business, financial condition, results of operations and cash flows.

We experience seasonal fluctuations in our results of operations.

Most of the institutions in our network have a summer break, during which classes are generally not in session and minimal revenues are recognized. In addition to the timing of summer breaks, holidays such as Easter also have an impact on our academic calendar. Operating expenses, however, do not fully correlate to the enrollment and revenue cycles, as the institutions continue to incur expenses during summer breaks. Given the geographic diversity of our institutions and differences in timing of summer breaks, our second and fourth quarters are stronger revenue quarters as the majority of our institutions are in session for most of these respective quarters. Our first and third fiscal quarters are weaker revenue quarters because the majority of our institutions have summer breaks for some portion of one of these two quarters. Because a significant portion of our expenses do not vary proportionately with the fluctuations in our revenues, our results in a particular fiscal quarter may not indicate accurately the results we will achieve in a subsequent quarter or for the full fiscal year.

Connectivity constraints or system disruptions to our computer networks could have a material adverse effect on our ability to attract and retain students.

We run the online operations of our institutions on different platforms, which are in various stages of development. The performance and reliability of these online operations are critical to the reputation of our institutions and our ability to attract and retain students. Any computer system error or failure, or a sudden and significant increase in traffic on our institutions' computer networks may result in the unavailability of these computer networks. In addition, any significant failure of our computer networks could disrupt our on-campus operations. Individual, sustained or repeated occurrences could significantly damage the reputation of our institutions' operations and result in a loss of potential or existing students. Additionally, the computer systems and operations of our institutions are vulnerable to interruption or malfunction due to events beyond our control, including natural disasters and other catastrophic events and network and telecommunications failures. The disaster recovery plans and backup systems that we have in place may not be effective in addressing a natural disaster or catastrophic event that results in the destruction or disruption of any of our critical business or information technology and infrastructure systems. As a result of any of these events, we may not be able to conduct normal business operations and may be required to incur significant expenses in order to resume normal business operations. As a result, our revenues and results of operations may be materially adversely affected.

We rely on computer systems for financial reporting and other operations and any disruptions in our systems would materially adversely affect us.

We rely on computer systems to support our financial reporting capabilities, including our SSOs, and other operations. As with any computer systems, unforeseen issues may arise that could affect our ability to receive adequate, accurate and timely financial information, which in turn could inhibit effective and timely decisions. Furthermore, it is possible that our information systems could experience a complete or partial shutdown. If such a shutdown occurred, it could materially adversely affect our ability to report our financial results in a timely manner or to otherwise operate our business.

The personal information that we collect may be vulnerable to breach, theft or loss that could materially adversely affect our reputation and operations.

Possession and use of personal information in our operations subjects us to risks and costs that could harm our business. Our institutions collect, use and retain large amounts of personal information regarding our students and their families, including social security numbers, tax return information, personal and family financial data and credit card numbers. We also collect and maintain personal information of our employees in the ordinary course of our business. Our computer networks and the networks of certain of our vendors that hold and manage confidential information on our behalf may be vulnerable to unauthorized access, computer hackers, computer viruses, cyber attacks and other security threats. Confidential information also may become available to third parties inadvertently when we integrate or convert computer networks into our network following an acquisition of an institution or in connection with upgrades from time to time.

Due to the sensitive nature of the information contained on our networks, such as students' grades, our networks may be targeted by hackers. A user who circumvents security measures could misappropriate proprietary information or cause interruptions or malfunctions in our operations. Although we use security and business controls to limit access and use of personal information, a third party may be able to circumvent those security and business controls, which could result in a breach of student or employee privacy. In addition, errors in the storage, use or transmission of personal information could result in a breach of student or employee privacy. Possession and use of personal information in our operations also subjects us to legislative and regulatory burdens that could require notification of data breaches and restrict our use of personal information. As a result, we may be required to expend significant resources to protect against the threat of these security breaches or to alleviate problems caused by these breaches. A major breach, theft or loss of personal information regarding our students and their families or our employees that is held by us or our vendors could have a material adverse effect on our reputation and results of operations and could result in further regulation and oversight by governmental authorities and could violate the laws of one or more countries in which we operate, which could subject us to civil or criminal penalties and increased costs of compliance.

Student protests and strikes may disrupt our ability to hold classes as well as our ability to attract and retain students, which could materially adversely affect our operations.

Political, social and economic developments in the countries in which we operate may cause protests and disturbances against conditions in those countries, including policies relating to the operation and funding of higher education institutions. These disturbances may involve protests on university campuses, including the occupation of university buildings and the disruption of classes. For example, during the second quarter of 2016, students in Chile engaged in a mobilization that included the occupation of buildings and disruption of classes on their respective campuses to protest, among other things, the failure of the Chilean government to enact proposed reforms of the higher education system that had been promised by President Bachelet in her 2013 presidential campaign, as well as to call attention to their belief that there should not be any role or involvement of for-profit companies in the operation of private universities in Chile, including the universities that are part of the *Laureate International Universities* network. During May and June 2016, approximately 30 universities as well as over 100 high schools had their buildings occupied or classes disrupted due to the student mobilizations. Students occupied buildings on five of UNAB's campuses and one campus at Universidad Viña del Mar and over 70% of students enrolled at those universities, representing approximately 22% of the total number of students enrolled in *Laureate International Universities* institutions in Chile, were not able to attend classes during that time as a result of such protests, although classes returned to normal in July 2016. We are unable to predict whether students at institutions in the *Laureate International Universities* network in Chile or other countries will engage in

various forms of protest in the future. Should we sustain student strikes, protests or occupations in Chile or other countries in the future, it could have a material adverse effect on our results of operations and on our overall financial condition. Further, we may need to make additional investments in security infrastructure and personnel on our campuses in order to prevent future student protests from disrupting the ability of our institutions to hold classes. If we are required to make substantial additional investments in security, or if we are unable to identify security enhancements that would prevent future disruptions of classes, that could cause an adverse effect on our results of operations and financial condition. In addition, we may need to pay overtime compensation to certain of our faculty and staff, which may increase our overall costs.

We may be unable to operate one or more of our institutions or suffer liability or loss due to a natural or other disaster.

Our institutions are vulnerable to natural or other disasters, including fires, earthquakes, hurricanes and other events beyond our control. A number of our institutions are located in areas such as Mexico and Central America that are prone to hurricane damage, which may be substantial. A number of our institutions are also located in areas, such as Chile, Mexico, Peru and Turkey, that are prone to earthquake damage. For example, in 2010, a magnitude 8.8 earthquake struck Chile and a magnitude 7.2 earthquake struck Mexico. Many of our locations in Chile and several locations in Mexico sustained damage in these earthquakes. Also in 2010, we experienced a fire in a dormitory at one of our institutions in Switzerland. It is possible that one or more of our institutions would be unable to operate for an extended period of time in the event of a hurricane, earthquake or other disaster which does substantial damage to the area in which an institution is located. The failure of one or more of our institutions to operate for a substantial period of time could have a material adverse effect on our results of operations. In the event of a major natural or other disaster, we could also experience loss of life of students, faculty members and administrative staff, or liability for damages or injuries.

If there is an outbreak of disease in one or more of our locations, our ability to recruit new students or hold classes may be interrupted.

In recent years, there have been numerous outbreaks of infectious diseases, such as Zika, SARS and the H1N1 virus, that have spread quickly through populations in countries in which we operate, and have had serious impact on businesses that operate in those countries. Concentrated populations, such as students in upper secondary schools and universities, may be particularly susceptible to these diseases, requiring local governments to take various measures, including suspension of business and quarantines, to control their spread. If there is an outbreak of disease in a country in which we operate, our recruiters may be prevented from visiting local upper secondary schools during the student recruitment season, which could have a material adverse effect on our new student enrollments during the following academic term. In addition, an outbreak during the academic year could result in a shutdown of one or more campuses, or a quarantine that could prevent students and faculty from entering a campus or, in the case of a residential campus, a quarantine of students on campus without faculty access, resulting in a material adverse effect on our results of operations.

We intend to increase the number of international students at many of our institutions, which presents multiple risks.

A significant portion of students at several of our institutions come from other countries. We intend to increase international student representation at our institutions, including increased dual degree programs between universities and increased study abroad programs. The ability of foreign students to register at our institutions is subject to various obstacles over which we have no control, including their ability to obtain student visas, the financial stability of the countries from which they

come, their families' ability to afford our programs, and quarantines and other travel restrictions in the event of the outbreak of epidemics. For example, during the SARS epidemic in Asia in 2003, Switzerland effectively prevented students from Asia, who made up a large proportion of the students at the hospitality institutions that we then owned in Switzerland, from traveling to Switzerland. Any restrictions on the ability of international students to obtain visas to study at our institutions, or any restrictions on their ability to travel, could have a material adverse effect on our results of operations.

We may be unable to recruit, train and retain qualified and experienced faculty and administrative staff at our institutions.

Our success and ability to grow depend on the ability to hire and retain large numbers of talented people. The process of hiring employees with the combination of skills and attributes required to implement our business strategy can be difficult and time-consuming. Our faculty members in particular are key to the success of our institutions. Our rapid global expansion has presented challenges for recruiting talented people with the right experience and skills for our needs. We face competition in attracting and retaining faculty members who possess the necessary experience and accreditation to teach at our institutions. As we expand and add personnel, it may be difficult to maintain consistency in the quality of our faculty and administrative staff. If we are unable to, or are perceived to be unable to, attract and retain experienced and qualified faculty, our business, financial condition and results of operations may be materially adversely affected.

High crime levels in certain countries and regions in which we operate institutions may have an impact on our ability to attract and retain students and may increase our operating expenses.

Many of our institutions are located in countries and regions that have high rates of violent crime, drug trafficking and vandalism. If we are unable to maintain adequate security levels on our campuses, and to work with local authorities to maintain adequate security in the areas adjacent to our campuses, we may not be able to continue to attract and retain students, or we may have to close a campus either temporarily or permanently. For example, in 2014 we closed a small campus of one of our universities in Mexico because of threats from a local drug cartel. In addition, high crime rates may require us to make additional investments in security infrastructure and personnel, which may cause us to increase our tuition rates in order to maintain operating margins. Certain security measures may materially adversely affect the campus experience by making access by students more cumbersome, which may be viewed negatively by some of our existing or prospective students. If we are not able to attract and retain students because of our inability to provide them with a safe environment, or if we are required to make substantial additional investments in security, that could cause a material adverse effect on our business, financial condition and results of operations.

If we are unable to upgrade our campuses, they may become less attractive to parents and students and we may fail to grow our business.

All of our institutions require periodic upgrades to remain attractive to parents and students. Upgrading the facilities at our institutions could be difficult for a number of reasons, including the following:

- our properties may not have the capacity or configuration to accommodate proposed renovations;
- construction and other costs may be prohibitive;
- we may fail to obtain regulatory approvals;
- it may be difficult and expensive to comply with local building and fire codes, especially as to properties that we acquired as part of past acquisitions;

- we may be unable to finance construction and other costs; and
- we may not be able to negotiate reasonable terms with our landlords or developers or complete the work within acceptable timeframes.

Our failure to upgrade the facilities of our institutions could lead to lower enrollment and could cause a material adverse effect on our business, financial condition and results of operations.

Our planned growth will require occupying increasing amounts of real estate that can be difficult to obtain and are subject to local regulation and control by landlords.

In order to continue to expand, we must continue to buy or lease additional real estate and construct new campus buildings. Construction of new campus buildings requires us to obtain permits from local authorities and to manage complex construction projects, which may result in unanticipated delays or expenditures. In 2013, the opening of a new campus building at UNAB was delayed, resulting in the need to relocate students to temporary facilities while the building was completed. UNAB incurred expenses to rent temporary facilities and provided tuition discounts to those students affected by the delay. The real estate that institutions in the *Laureate International Universities* network occupy is subject to local regulations, some of which may affect their ability to expand their operations. For example, in some locations, institutions are required by local regulations to provide a specific number of parking spaces per student enrolled or per area constructed. Even if there were adequate space in the academic facilities to expand the number of programs offered or students enrolled, we may not be able to expand if we are not able to provide adequate parking at a reasonable cost. The majority of the real estate that institutions in the *Laureate International Universities* network occupy is leased and may be subject to lease provisions that give the landlord the ability to affect the operation of the academic programs. For example, in certain jurisdictions, the landlord may be responsible for obtaining and maintaining occupancy permits or licenses, without which we cannot operate. If the landlord does not maintain the required permits or licenses, the institution may be required to suspend operations, which could have a material adverse effect on our results of operations. In Brazil, real estate laws provide that rent terms under certain types of leases are subject to periodic adjustments to reflect local economic conditions. These rent increases can be substantial, which could have a material adverse effect on our results of operations. We currently have leases with various expiration dates, some of which have renewal options. Our ability to renegotiate favorable terms on an expiring lease or to negotiate favorable terms for a suitable alternate location, and our ability to negotiate favorable lease terms for additional locations, will depend on conditions in the real estate market, competition for desirable properties and our relationships with current and prospective landlords or may depend on other factors that are not within our control. Any or all of these factors and conditions could negatively affect our growth.

Our success depends on the skills of our executive officers, particularly our Chairman and Chief Executive Officer. If we lose key personnel or are unable to hire additional qualified personnel, our business may be harmed.

Our future success depends to a significant degree on the skills, experience and efforts of Douglas L. Becker, our Chairman, Chief Executive Officer and founder, who has always played and continues to play an integral role in developing and executing our growth strategy. We cannot assure you that we will have an internal candidate to take on the role of Chairman and Chief Executive Officer should Mr. Becker become unable or unwilling to serve. We also have other very experienced and valuable executives in senior management roles who would be extremely difficult to replace, the loss of whose services could affect the growth or results of our company. As our competitors expand their operations, they may have the resources to hire away members of our management team. There is no assurance that we will be able to retain our existing key personnel, particularly in light of increased competition in the higher education industry, or that we will be able to attract, assimilate or retain the

additional personnel needed to support our business. If we cannot, we may not be able to grow our business as planned, and we may not be able to operate our existing business effectively. In addition, we may not have identified clear successors to our management team and other key employees, which could result in lost opportunities and disruptions to our operations in the event of an unexpected departure. This could have a material adverse effect on our business, financial condition and results of operations.

Our status as a Certified B Corporation may not result in the benefits that we anticipate.

While not required by Delaware law or the terms of our certificate of incorporation, we have elected to have our social and environmental performance, accountability and transparency assessed against the proprietary criteria established by an independent non-profit organization. As a result of this assessment, we have been designated as a “Certified B Corporation™,” which refers to companies that are certified as meeting certain levels of social and environmental performance, accountability and transparency. The standards for Certified B Corporation certification are set by an independent organization and may change over time. See “Business—Certified B Corporation.” Our reputation could be harmed if we lose our status as a Certified B Corporation, whether by our choice or by our failure to continue to meet the certification requirements, if that failure or change were to create a perception that we are more focused on financial performance and are no longer as committed to the values shared by Certified B Corporations. Likewise, our reputation could be harmed if our publicly reported Certified B Corporation score declines.

The minority owners of our institutions may disagree with the way we operate the institutions or plan to expand the institutions, which could materially adversely affect our business and results of operations.

Although we control all of our institutions, we share ownership or control of several of our institutions with minority stockholders. We currently do not have the right to buy out all of these minority interests. The minority owners could assert that our business decisions at the institution adversely affected the value of their investment. In certain of our institutions, minority owners continue to occupy key management positions and may have the ability to enter into agreements with third parties or take other actions that are inconsistent with our corporate policies, which could create legal burdens and additional expense for us. In addition, disagreements with the minority owners may distract management and may materially adversely affect our business, financial condition and results of operations.

Litigation may materially adversely affect our business, financial condition and results of operations.

Our business is subject to the risk of litigation by employees, students, suppliers, competitors, minority partners, stockholders, government agencies or others through private actions, class actions, administrative proceedings, regulatory actions or other litigation. The outcome of litigation, particularly class action lawsuits, regulatory actions and intellectual property claims, is difficult to assess or quantify. Plaintiffs in these types of lawsuits may seek recovery of very large or indeterminate amounts, and the magnitude of the potential loss relating to these lawsuits may remain unknown for substantial periods of time. In addition, certain of these lawsuits, if decided adversely to us or settled by us, may result in liability material to our financial statements as a whole or may negatively affect our operating results if changes to our business operation are required. The cost to defend future litigation may be significant. There also may be adverse publicity associated with litigation that could negatively affect customer perception of our business, regardless of whether the allegations are valid or whether we are ultimately found liable. As a result, litigation may materially adversely affect our business, financial condition and results of operations.

We are subject to anti-corruption laws in the jurisdictions in which we operate, including the U.S. Foreign Corrupt Practices Act (the “FCPA”), as well as trade compliance and economic sanctions laws and regulations. Our failure to comply with these laws and regulations could subject us to civil and criminal penalties, harm our reputation and materially adversely affect our business, financial condition and results of operations.

Doing business on a worldwide basis requires us to comply with the laws and regulations of numerous jurisdictions. These laws and regulations place restrictions on our operations and business practices. In particular, we are subject to the FCPA, which generally prohibits companies and their intermediaries from providing anything of value to foreign officials for the purpose of obtaining or retaining business or securing any improper business advantage, along with various other anti-corruption laws. As a result of doing business in foreign countries and with foreign partners, we are exposed to a heightened risk of violating anti-corruption laws. Although we have implemented policies and procedures designed to ensure that we, our employees and other intermediaries comply with the FCPA and other anti-corruption laws to which we are subject, there is no assurance that such policies or procedures will work effectively all of the time or protect us against liability under the FCPA or other laws for actions taken by our employees and other intermediaries with respect to our business or any businesses that we may acquire. We cannot assure you that all of our local partners will comply with these laws, in which case we could be held liable for actions taken inside or outside of the United States, even though our partners may not be subject to these laws. Our continued international expansion, and any development of new partnerships and joint venture relationships worldwide, increase the risk of FCPA violations in the future.

Violations of anti-corruption laws, export control laws and regulations, and economic sanctions laws and regulations are punishable by civil penalties, including fines, as well as criminal fines and imprisonment. If we fail to comply with the FCPA or other laws governing the conduct of international operations, we may be subject to criminal and civil penalties and other remedial measures, which could materially adversely affect our business, financial condition, results of operations and liquidity. Any investigation of any potential violations of the FCPA or other anti-corruption laws, export control laws and regulations, and economic sanctions laws and regulations by the United States or foreign authorities could also materially adversely affect our business, financial condition, results of operations and liquidity, regardless of the outcome of the investigation.

We may not generate anticipated savings from our EiP program or our SSOs.

We anticipate making an investment of approximately \$180 million in our EiP program from 2015 to 2017 to optimize and standardize our processes with a goal of enabling sustained growth and margin expansion, and we have developed and begun to deploy SSOs around the world with the goal of processing most back-office and non-student facing transactions for the institutions in the *Laureate International Universities* network, such as accounting, finance and procurement. While we expect these programs to generate approximately \$100 million in annual cost savings when fully realized in 2019, there can be no assurance that we will achieve these savings goals or that we will not have to make additional investments in these programs to do so. In addition, our ability to implement these programs successfully and timely could be adversely affected by many factors including, among others, lack of acceptance by local regulators and institutions, inability to identify and hire qualified personnel to staff SSOs and unanticipated technical difficulties. If we are not able to implement the EiP program and the SSOs successfully and timely, at the costs that we currently anticipate, these initiatives may not generate their intended operating efficiencies which could hamper our ability to grow in a scalable manner, and this could have a material adverse effect on our business, financial condition and results of operations.

We are conducting an internal investigation of one of our network institutions for violations of the Company's policies, and possible violations of the U.S. Foreign Corrupt Practices Act and other applicable laws. A violation of these laws and regulations could subject us to penalties, harm our reputation and materially adversely affect our business, financial condition and results of operations.

As previously disclosed, during the fourth quarter of 2014, we recorded an operating expense of \$18.0 million (the value of 40.0 million Turkish Liras at the date of donation) for a donation by our network institution in Turkey to a charitable foundation. We believed the donation was encouraged by the Turkish government to further a public project supported by the government and expected that it would enhance the position and ongoing operations of our institution in Turkey. The Company has learned that the charitable foundation which received the donation disbursed the funds at the direction of a former senior executive at our network institution in Turkey and other external individuals to a third party without our knowledge or approval.

In June 2016, the Audit Committee of the Board of Directors initiated an internal investigation into this matter with the assistance of external counsel. The investigation concerns the facts surrounding the donation, violations of the Company's policies, and possible violations of the FCPA and other applicable laws in what appears to be a fraud perpetrated by the former senior executive at our network institution in Turkey and other external individuals. This includes an investigation to determine if the diversion was part of a scheme to misappropriate the funds and whether any portion of the funds was paid to government officials. As of the date of this prospectus, we have not identified that any other officers or employees outside of Turkey were involved in the diversion of the intended donation. Although we are pursuing efforts to recover the diverted funds, there is no assurance that we will be successful.

We have been advised by Turkish counsel that, under Turkish law, a Foundation University may not make payments that cause a decrease in the university's wealth or do not otherwise benefit the university. Given the uncertainty of recovery of the diverted donation and to mitigate any potential regulatory issues in Turkey relating to the donation, certain Laureate-owned entities that are members of the foundation that controls our network institution in Turkey have contributed an amount of approximately \$13.0 million (the value of 40.0 million Turkish Liras on November 4, 2016, the date of contribution) to our network institution in Turkey to reimburse it for the donation.

As a result of the investigation, which is ongoing, we took steps to remove the former senior executive at our network institution in Turkey. Because of the complex organizational structure in Turkey, this took approximately one month and during that period our access to certain aspects of the business including the financial and other records of the university was interrupted. The former senior executive is now no longer affiliated with our network institution and we again have access to the financial and other records of the university.

In September 2016, we voluntarily disclosed the investigation to the U.S. Department of Justice (the "DOJ") and the SEC. The Company intends to fully cooperate with these agencies and any other applicable authorities in any investigation that may be conducted in this matter by them. The Company has internal controls and compliance policies and procedures that are designed to prevent misconduct of this nature and support compliance with laws and best practices throughout its global operations. The Company is taking steps to enhance these internal controls and compliance policies and procedures. The investigation is ongoing, and we cannot predict the outcome at this time, or the impact, if any, to the Company's consolidated financial statements or predict how the resulting consequences, if any, may impact our internal controls and compliance policies and procedures, business, ability or right to operate in Turkey, results of operations or financial position. If we are found to have violated the FCPA or other laws governing the conduct of our operations, we may be subject to criminal and civil penalties and other remedial measures, which could materially adversely affect our business, financial condition, results of operations and liquidity.

See “—We currently have four material weaknesses in our internal control over financial reporting that, if not corrected, could result in material misstatements of our financial statements” and “—Our institutions are subject to uncertain and varying laws and regulations, and any changes to these laws or regulations or their application to us may materially adversely affect our business, financial condition and result of operations.”

We currently have four material weaknesses in our internal control over financial reporting that, if not corrected, could result in material misstatements of our financial statements.

In the course of preparing our consolidated financial statements as of and for the year ended December 31, 2013, we identified certain material weaknesses in our internal control over financial reporting. A material weakness is a deficiency, or a combination of deficiencies, in internal control over financial reporting, such that there is a reasonable possibility that a material misstatement of our annual or interim consolidated financial statements will not be prevented or detected on a timely basis. The material weaknesses related to (1) an inadequate contract management process, (2) inadequate accounting for tax matters, (3) inadequate knowledge of GAAP in the non-U.S. finance organization, (4) inadequate journal entry review processes and (5) inadequate controls over key reports and spreadsheets. We have remediated four of the five material weaknesses; however, material weaknesses related to inadequate controls over key reports and spreadsheets remained at December 31, 2015 and September 30, 2016.

As of December 31, 2015, we identified a material weakness in our internal control over financial reporting related to inadequate controls over key reports and spreadsheets, as discussed above. Specifically, we did not design adequate controls to address the completeness and accuracy of key reports and key spreadsheets. This material weakness, in combination with other prior material weaknesses, contributed to a revision to our audited financial statements for the year ended December 31, 2013. This material weakness could result in additional misstatements to the accounts and disclosures that would result in a material misstatement of our consolidated financial statements that would not be prevented or detected.

As of September 30, 2016, we identified three additional material weaknesses, as follows:

- We identified a material weakness in our risk assessment process, which we determined was not operating adequately to identify and address the risks to our business and to establish appropriate control objectives given the environment in which we operate and the decentralized structure used to manage our operating activities. This material weakness in our risk assessment process was a factor contributing to two additional material weaknesses which we have further described below:
 - We identified a material weakness in that we did not appropriately assess the risks relating to our contracting processes and did not have controls that were properly designed or operating effectively to detect and prevent fraud. Specifically, our controls over contracting processes were not designed or operating effectively to incorporate appropriate levels of due diligence, requisite management approvals, segregation of duties or ongoing monitoring. This material weakness allowed for the occurrence of the incident in our network institution in Turkey as discussed in “Industry Regulation—Turkish Regulation and Internal Investigation,” as well as certain other contracting irregularities at other network institutions that also necessitated an internal investigation. This control deficiency could result in material misstatements of the accounts and disclosures that would result in a material misstatement of our consolidated financial statements that would not be prevented or detected.
 - We identified a material weakness in that we did not maintain effective controls over the operating effectiveness of information technology (“IT”) general controls for information

systems that are relevant to the preparation of our financial statements. Specifically we did not:

- (i) maintain program change management controls to ensure that IT program and data changes affecting financial IT applications and underlying accounting records are identified, tested, authorized and implemented appropriately;
- (ii) maintain user access controls to ensure appropriate segregation of duties and that access to financial applications and data is adequately restricted to appropriate personnel; and
- (iii) maintain computer operations controls to ensure that privileges are appropriately granted, and data backups are authorized and monitored.

These IT deficiencies did not result in a material misstatement to the financial statements, however, the deficiencies, when aggregated, could impact the effectiveness of IT-dependent controls (such as automated controls that address the risk of material misstatement to one or more assertions, along with the IT controls and underlying data that support the effectiveness of system-generated data and reports) that could result in misstatements potentially affecting all financial statement accounts and disclosures that would not be prevented or detected in a timely manner.

We have commenced the remediation of these material weaknesses. Our efforts to remediate these material weaknesses may not be effective. If our efforts to remediate these material weaknesses are not successful, the remediated material weaknesses may reoccur, the current material weaknesses may not be remediated in a timely manner, or other material weaknesses could occur in the future.

As a result of these material weaknesses, we may be unable to report our financial results accurately on a timely basis, which could cause our reported financial results to be materially misstated and result in the loss of investor confidence or delisting of our Class A common stock and could cause the market price of our Class A common stock to decline. As a result of such failures, we could also become subject to investigations by the stock exchange on which our Class A common stock is listed, the SEC or other regulatory authorities, and become subject to litigation from investors, which could harm our reputation, business, financial condition and results of operations, and divert financial and management resources from our core business.

Further, if as a result of these material weaknesses we are unable to provide the DOE with required financial statements by specified deadlines, the DOE could take action to materially limit or terminate our U.S. Institutions' participation in the Title IV federal student aid programs, which could result in a material or adverse decline in revenues, financial condition or results of operations. Furthermore, the U.S. Institutions would then be unable to continue their business as currently conducted, which could be expected to have a material adverse effect on our U.S. Institutions' ability to continue as going concerns.

See “—We are conducting an internal investigation of one of our network institutions for violations of the Company's policies, and possible violations of the U.S. Foreign Corrupt Practices Act and other applicable laws. A violation of these laws and regulations could subject us to penalties, harm our reputation and materially adversely affect our business, financial condition and results of operations.”

If we fail to maintain proper and effective internal controls, our ability to produce accurate financial statements on a timely basis could be materially adversely affected.

Commencing with our fiscal year ending December 31, 2017, we must perform system and process evaluation and testing of our internal controls over financial reporting to allow management and our independent registered public accounting firm to report on the effectiveness of our internal controls over financial reporting in our Form 10-K filing for that year, as required by Section 404 of the

Sarbanes-Oxley Act of 2002 (the “Sarbanes-Oxley Act”). This will require that we incur substantial additional professional fees and internal costs to expand our accounting and finance functions and that we expend significant management efforts and we may need to make further investments in order to become compliant. Prior to this offering, we have not been required to test our internal controls within a specified period and, as a result, we may experience difficulty in meeting these reporting requirements in a timely manner.

We may in the future discover areas of our internal financial and accounting controls and procedures that need improvement. Our internal control over financial reporting will not prevent or detect all errors and all fraud. A control system, regardless of how well designed and operated, can provide only reasonable, not absolute, assurance that the control system’s objectives will be met. Because of the inherent limitations in all control systems, no evaluation of controls can provide absolute assurance that misstatements due to error or fraud will not occur or that all control issues and instances of fraud will be detected.

If we are not able to comply with the requirements of Section 404 of the Sarbanes-Oxley Act in a timely manner, or if we are unable to maintain proper and effective internal controls, we may not be able to produce timely and accurate financial statements, and we or our independent registered public accounting firm may conclude that our internal controls over financial reporting are not effective or our independent registered public accounting firm may not be able to provide us with an unqualified opinion as required by Section 404 of the Sarbanes-Oxley Act. If that were to happen, investors could lose confidence in our reported financial information, which could lead to a decline in the market price of our Class A common stock and we could be subject to sanctions or investigations by the stock exchange on which our Class A common stock is listed, the SEC or other regulatory authorities.

Additionally, the existence of any material weakness could require management to devote significant time and incur significant expense to remediate any such material weakness and management may not be able to remediate any such material weakness in a timely manner. The existence of any material weakness in our internal control over financial reporting could also result in errors in our financial statements that could require us to restate our financial statements, cause us to fail to meet our reporting obligations and cause the holders of our Class A common stock to lose confidence in our reported financial information, all of which could materially adversely affect our business and share price.

See “—We are conducting an internal investigation of one of our network institutions for violations of the Company’s policies, and possible violations of the U.S. Foreign Corrupt Practices Act and other applicable laws. A violation of these laws and regulations could subject us to penalties, harm our reputation and materially adversely affect our business, financial condition and results of operations.”

Risks Relating to Our Highly Regulated Industry in the United States

Failure of any of our U.S. Institutions to comply with extensive regulatory requirements could result in significant monetary liabilities, fines and penalties, restrictions on our operations, limitations on our growth, or loss of access to federal student loans and grants for our students, on which we are substantially dependent.

Our U.S. Institutions are subject to extensive regulatory requirements, including at the federal, state, and accrediting agency levels. Many students at our U.S. Institutions rely on the availability of federal student financial aid programs, known as Title IV programs, which are administered by the DOE, to finance their cost of attending our institutions. For the fiscal year ended December 31, 2015, Kendall College, NewSchool of Architecture and Design, St. Augustine and Walden University derived approximately 36%, 43%, 49% and 73%, respectively, of their revenues (calculated on a cash basis) from Title IV program funds. In the aggregate, our U.S. Institutions derived approximately \$480 million of revenues (calculated on a cash basis) from Title IV programs during the year ended December 31, 2015.

To participate in Title IV programs, our U.S. Institutions must be authorized by the appropriate state education agency or agencies, be accredited by an accrediting agency recognized by the DOE, and be certified as an eligible institution by the DOE. As a result, our U.S. Institutions are subject to extensive regulation and review by these agencies and commissions which cover the vast majority of our U.S. operations, including our educational programs, instructional and administrative staff, administrative procedures, marketing, student recruiting and admissions, and financial operations. These regulations also affect our ability to acquire or open additional institutions, add new educational programs, substantially change existing programs or change our corporate or ownership structure. The agencies and commissions that regulate our operations periodically revise their requirements and modify their interpretations of existing requirements. Regulatory requirements are not always precise and clear, and regulatory agencies may sometimes disagree with the way we interpret or apply these requirements. If we misinterpret or are found to have not complied with any of these regulatory requirements, our U.S. Institutions could suffer financial penalties, limitations on their operations, loss of accreditation, termination of or limitations on their ability to grant degrees and certificates, or limitations on or termination of their eligibility to participate in Title IV programs, each of which could materially adversely affect our business, financial condition and results of operations. In addition, if we are charged with regulatory violations, our reputation could be damaged, which could have a negative impact on our enrollments and materially adversely affect our business, financial condition and results of operations. We cannot predict with certainty how all of these regulatory requirements will be applied, or whether we will be able to comply with all of the applicable requirements in the future.

If any of our U.S. Institutions were to lose its eligibility to participate in Title IV programs, we would experience a material and adverse decline in revenues, financial condition, results of operations, and future growth prospects. Furthermore, the affected U.S. Institution would be unable to continue its business as it is currently conducted, which could have a material adverse effect on the institution's ability to continue as a going concern.

If any of the U.S. education regulatory agencies or commissions that regulate us do not approve or delay any required approvals of transactions involving a change of control, including our recent conversion to a Delaware public benefit corporation and this offering, our ability to operate or participate in Title IV programs may be impaired.

If we or one of our U.S. Institutions experiences a change of ownership or control under the standards of the DOE, any applicable accrediting agency, any applicable state educational licensing agency, or any specialized accrediting agency, we must notify or seek approval of each such agency or commission. These agencies do not have uniform criteria for what constitutes a change of ownership or

control. Transactions or events that typically constitute a change of ownership or control include significant acquisitions or dispositions of shares of the voting stock of an institution or its parent company, and significant changes in the composition of the board of directors of an institution or its parent company. The occurrence of some of these transactions or events may be beyond our control. Our failure to obtain, or a delay in receiving, approval of any change of control from the DOE or any applicable accrediting agency or state educational licensing agency, could impair our U.S. Institutions' ability to operate or participate in Title IV programs, which could have a material adverse effect on our business, financial condition and results of operations. Failure to obtain, or a delay in receiving, approval of any change of control from any state in which our U.S. Institutions are currently licensed or authorized, or from any applicable accrediting agency, could require us to suspend our activities in that state or suspend offering applicable programs until we receive the required approval, or could otherwise impair our operations.

The DOE previously notified us that it considers this offering and our recent conversion to a Delaware public benefit corporation to be two separate changes of ownership resulting in changes in control under the DOE's regulations. Under the DOE's regulations, an institution that undergoes a change in control loses its eligibility to participate in Title IV programs and must apply to the DOE to reestablish such eligibility. If an institution files the required application and follows certain other procedures, the DOE may temporarily certify the institution on a provisional basis following the change in control, such that the institution's students retain access to Title IV program funds until the DOE completes its full review of the change in control. In addition, the DOE will extend such temporary provisional certification if the institution timely files other required materials, including any required approvals of the change in control by its state authorizing agency and accrediting commission, and certain financial information. If an institution fails to meet any of these deadlines, its certification will expire, and its students will not be eligible to receive Title IV program funds until the DOE completes its full review, which commonly takes several months or longer. We applied to the DOE on behalf of Kendall College, NewSchool of Architecture and Design, St. Augustine and Walden University for approval of these institutions' continued participation in Title IV programs in connection with both this offering and the recent conversion to a Delaware public benefit corporation. The DOE completed its review of the conversion and issued provisional program participation agreements to the institutions with respect to the conversion. We have also filed pre-acquisition review applications to the DOE on behalf of Kendall College, NewSchool of Architecture and Design, St. Augustine and Walden University in connection with this offering. After this offering is completed, if the applications are deemed materially complete, the DOE will issue temporary program participation agreements to the institutions, which will expire on the last day of the month following the month in which the offering occurred. If certain documents are submitted to DOE before the expiration of the temporary program participation agreements, the eligibility of the institutions to participate in the Title IV programs will be continued. However, the DOE will only formally review and approve this offering after it has occurred. As a result, there can be no assurance that the DOE will approve this offering and recertify our U.S. Institutions for continued Title IV program eligibility following this offering. If the DOE approves an application after a change in control, it will typically certify an institution on a provisional basis for a period of up to approximately three years. If the DOE fails to recertify our U.S. Institutions following this offering, students at the affected institutions would no longer be able to receive Title IV program funds. The DOE could also recertify our U.S. Institutions following this offering, but restrict or delay students' receipt of Title IV program funds, limit the number of students to whom an institution could disburse such funds, require letters of credit, or impose other restrictions that could materially adversely affect our U.S. business.

We are also seeking confirmation from the institutional and programmatic accrediting agencies for Kendall College, NewSchool of Architecture and Design, St. Augustine and Walden University, as well as from the U.S. institutional accrediting agency for Universidad Andrés Bello, whether this offering will constitute a change of control under their respective standards. With respect to the institutional

accrediting agencies, the Higher Learning Commission, the Middle States Commission on Higher Education and the Commission on Senior Colleges of the Western Association of Schools and Colleges have informed us that they do not consider this offering to constitute a change of control, but have required certain follow-up information regarding the offering. With respect to the conversion to a Delaware public benefit corporation, among our institutional accreditors, the Middle States Commission on Higher Education has stated that it considers the conversion to a Delaware public benefit corporation to constitute a substantive change under its standards, and has approved the conversion. The Commission on Senior Colleges of the Western Association of Schools and Colleges required the NewSchool of Architecture and Design and St. Augustine to submit “Substantive Change: Change in Mission, Ownership, or Form of Control” proposals to the Structural Change committee. This committee reviewed these proposals and determined that neither this offering nor the conversion to a Delaware public benefit corporation constituted structural changes requiring approval. Following the conversion, the Florida Commission for Independent Education issued provisional licenses to Walden University and St. Augustine and required additional ongoing financial reporting. In September 2016 it issued a full, non-provisional license to St. Augustine but continued the school on financial reporting.

Many states and programmatic accreditors have informed us that this offering will not constitute a change of control, but some agencies have determined that this offering will need to be reviewed under their respective change of ownership standards. We have notified each agency regarding this offering and some have requested additional information in connection with this offering. To the extent any agency requires approval of this offering the institutional accrediting agencies and some state educational agencies that authorize our U.S. Institutions also may not act to review or approve this offering on an advance basis. Our failure to obtain any required approval of this offering from the DOE, the institutional accrediting agencies, or the pertinent state educational agencies could result in one or more of our U.S. Institutions losing continued eligibility to participate in the Title IV programs, accreditation or state licensure, which could have a material adverse effect on our U.S. business, financial condition and results of operations.

In addition, we increased our ownership of St. Augustine from 80% to 100% on June 7, 2016. The 20% noncontrolling interest was previously held by Patris of St. Augustine, Inc. and subject to a put right, which Patris of St. Augustine, Inc. elected to exercise. We have notified St. Augustine’s applicable regulators regarding the increase in the percentage of our ownership in St. Augustine.

Congress may revise the laws governing Title IV programs or reduce funding for those and other student financial assistance programs, and the DOE may revise its regulations administering Title IV programs, any of which could reduce our enrollment and revenues and increase costs of operations.

The HEA is a federal law that governs Title IV programs. The U.S. Congress must authorize and appropriate funding for Title IV programs under the HEA and can change the laws governing Title IV programs at any time. The HEA was most recently reauthorized in August 2008 through federal fiscal year 2014, although the U.S. Congress has taken actions required to extend Title IV programs while an HEA reauthorization remains pending and the Title IV programs remain authorized and functioning. Congress continues to engage in HEA reauthorization hearings, with such hearings examining various subjects to be potentially addressed through reauthorization, including, but not limited to, college affordability, the role of consumer information in college choices by students and families, whether Title IV programs should include institutional risk-sharing, and the role of accrediting agencies in ensuring institutional quality, among other items. We cannot predict the timing and terms of any eventual HEA reauthorization, including any potential changes to institutional participation or student eligibility requirements or funding levels for particular Title IV programs, which terms may materially adversely affect our business, financial condition and results of operations.

Apart from Title IV programs, eligible veterans and military personnel may receive educational benefits for the pursuit of higher education. A reduction in federal funding levels for Title IV programs, or for programs providing educational benefits to veterans and military personnel, could reduce the ability of some students to finance their education. We cannot predict with certainty the future funding levels for Title IV programs, or for programs providing educational benefits to veterans and military personnel, or the nature of any future revisions to the law or regulations related to these programs. Because a significant percentage of the revenues of our U.S. Institutions is and is expected to be derived from Title IV programs, any action by the U.S. Congress that significantly reduces Title IV program funding or the ability of our U.S. students to participate in Title IV programs could have a material adverse effect on our U.S. Institutions' enrollments, business, financial condition and results of operations. Congressional action also may require our U.S. Institutions to modify their practices in ways that could increase administrative costs and reduce profit margins, which could have a material adverse effect on our business, financial condition and results of operations.

In recent years, the DOE has promulgated a substantial number of new regulations that impact our U.S. Institutions, including, but not limited to, state authorization, standards regarding the payment of incentive compensation, the definition of a credit hour for the purpose of determining program eligibility for Title IV student financial aid, and the scope of the prohibition and potential sanctions for substantial misrepresentations. These regulations concerning Title IV program integrity generally became effective on July 1, 2011. On October 30, 2014, the DOE published final regulations to define "gainful employment" for the purposes of the Title IV program requirement that educational programs offered by proprietary institutions prepare students for gainful employment in recognized occupations, which became effective on July 1, 2015. In November 2014, two organizations representing for-profit institutions filed separate lawsuits in federal district courts against the DOE seeking to have the final gainful employment regulations invalidated. In both cases, the courts upheld the regulations and dismissed the lawsuits. In addition, several of the program integrity regulations remain subject to further interpretation and specific application by the DOE.

In October 2014, the DOE published final regulations updating the standard for determining adverse credit history for the purposes of eligibility for a Direct PLUS loan. On December 3, 2014, the DOE published proposed regulations on the teacher preparation program accountability system under the HEA, and additionally proposed amendments on teacher preparation program eligibility for TEACH Grant participation. In October 2016, the DOE published its final regulations regarding teacher preparation programs and TEACH Grant eligibility. We are currently assessing the eligibility of Walden University to continue to access TEACH Grant funds under the new regulations.

On October 30, 2015, the DOE published final regulations to establish a Pay as You Earn Repayment Plan and implement changes regarding cohort default rate appeals and the Federal Family Education Loan and Direct Loan Programs. The Pay as You Earn Repayment Plan provisions took effect in December 2015 and a majority of the remaining provisions regulations took effect on July 1, 2016. Also, as described in more detail below, on October 30, 2015, the DOE published final regulations regarding cash management and debit card practices, retaking coursework and clock-to-credit hour conversion. A majority of the provisions of the regulations took effect on July 1, 2016, and others took effect on later dates in 2016. The final regulations concerning cash management require, among other things, that institutions subject to heightened cash monitoring procedures for disbursements of Title IV funds must, effective July 1, 2016, pay to students any applicable Title IV credit balances before requesting such funds from the DOE. St. Augustine, Walden University, NewSchool of Architecture and Design and Kendall College are currently subject to heightened cash monitoring procedures. We have reviewed the regulations and made appropriate adjustments in our business operations to meet those requirements effective July 1, 2016.

On December 19, 2016, the DOE published final regulations regarding state authorization for programs offered through distance education and state authorization for foreign locations of institutions. Among other provisions, these final regulations require that an institution participating in the Title IV federal student aid programs and offering post secondary education through distance education be authorized by each state in which the institution enrolls students, if such authorization is required by the state. The DOE would recognize authorization through participation in a state authorization reciprocity agreement, if the agreement does not prevent a state from enforcing its own laws. The final regulations also require that foreign additional locations and branch campuses be authorized by the appropriate foreign government agency and, if at least 50% of a program can be completed at the location/branch, be approved by the institution's accrediting agency and be reported to the state where the main campus is located. The final regulations would also require institutions to: document the state process for resolving complaints from students enrolled in programs offered through distance education or correspondence courses; and make certain public and individualized disclosures to enrolled and prospective students about their distance education programs. These final regulations are effective July 1, 2018.

Also, on November 1, 2016, the DOE published a final rule to clarify how Direct Loan Program borrowers who believe they were defrauded by their institutions can seek relief, to strengthen provisions to hold institutions accountable for their wrongdoing that results in loan discharges and to expand circumstances under which the DOE may request letters of credit. For additional information regarding this final rule, see “—The DOE may adopt regulations governing federal student loan debt forgiveness that could result in liability for amounts based on borrower defenses or affect the DOE's assessment of our institutional capability.” We cannot predict the outcome or related impact of any of these items. As described in more detail under “Industry Regulation—U.S. Regulation,” our U.S. Institutions or certain of their educational programs may lose eligibility to participate in Title IV programs if they or certain of their educational programs cannot maintain compliance with applicable regulations of the DOE.

The DOE may adopt regulations governing federal student loan debt forgiveness that could result in liability for amounts based on borrower defenses or affect the DOE's assessment of our institutional capability.

On November 1, 2016, the DOE published a final rule that, among other provisions, establishes new standards and processes for determining whether a Direct Loan Program borrower has a defense to repayment (“DTR”) on a loan due to acts or omissions by the institution at which the loan was used by the borrower for educational expenses. The final regulations will take effect on July 1, 2017. Among other topics, this final rule establishes permissible borrower defense claims for discharge, procedural rules under which claims will be adjudicated, time limits for borrowers' claims, and guidelines for recoupment by the DOE of discharged loan amounts from institutions of higher education. It also prohibits schools from using any pre-dispute arbitration agreements, prohibits schools from prohibiting relief in the form of class actions by student borrowers, and invalidates clauses imposing requirements that students pursue an internal dispute resolution process before contacting authorities regarding concerns about an institution. For proprietary institutions, the final rule describes the threshold for loan repayment rates that will require specific disclosures to current and prospective students and the applicable loan repayment rate methodology. The final rule also establishes important new financial responsibility and administrative capacity requirements for both not-for-profit and for-profit institutions participating in the Title IV programs. For example, certain events would automatically trigger the need for a school to obtain a letter of credit, including for publicly traded institutions, if the SEC warns the school that it may suspend trading on the school's stock, the school failed to timely file a required annual or quarterly report with the SEC, or the exchange on which the stock is traded notifies the school that it is not in compliance with exchange requirements or the stock is delisted. Other events would will require a recalculation of a school's composite score of financial responsibility, including, for

a proprietary institution whose score is less than 1.5, any withdrawal of an owner's equity by any means, including by declaring a dividend, unless the equity is transferred within the affiliated entity group on whose basis the composite score was calculated. The final rule also sets forth events that are discretionary triggers for letters of credit, meaning that if any of them occur, the DOE may choose to require a letter of credit, increase an existing letter of credit requirement or demand some other form of surety from the institution. The final rule provides that if an institution fails to meet the composite score requirement for longer than three years under provisional certification, the DOE may mandate additional financial protection from the institution or any party with "substantial control" over the institution. Such parties with "substantial control" must agree to jointly and severally guarantee the Title IV liabilities of the institution at the end of the three-year provisional certification period. Under current regulations, a party may be deemed to have "substantial control" over an institution if, among other factors, the party directly or indirectly holds an ownership interest of 25% or more of an institution, or is a member of the board of directors, a general partner, the chief executive officer or other executive officer of the institution. If we are required to repay the DOE for any successful DTR claims by students who attended our U.S. Institutions, or we are required to obtain additional letters of credit or increase our current letter of credit, it could materially affect our business, financial conditions and results of operations. We are currently assessing the impact of these final regulations on our U.S. Institutions.

Hearings and examinations of the for-profit educational industry could result in negative publicity, additional legislation, rulemaking by the DOE and other federal regulatory agencies, and other restrictions on our business.

In recent years, the U.S. House of Representatives Education and Workforce Committee (the "House Education and Workforce Committee") and the U.S. Senate Health, Education, Labor and Pensions Committee (the "Senate HELP Committee") have increased the focus on the role of the for-profit post-secondary education industry. In the past, hearings by these committees have focused, among other things, on the manner in which accrediting agencies review higher education institutions, student recruiting and admissions and outcomes of students. In July 2012, the Democratic staff of the Senate HELP Committee released a report based on information requested from 30 companies operating proprietary institutions, including Walden University. While stating that proprietary educational institutions such as Walden University play an important role in higher education and should be well-equipped to meet the needs of non-traditional students who now constitute the majority of the post-secondary education population, the report was critical of the proprietary school sector. The report could be used for future legislative proposals by members of Congress in connection with a reauthorization of the HEA or other proposed legislation. The report could also lead to further investigations of proprietary schools by various federal and state governmental agencies, and to additional regulations promulgated by the DOE. Also, a subcommittee of the U.S. Senate Homeland Security and Government Affairs Committee has conducted hearings covering the quality of education provided by proprietary institutions and treatment of educational benefits for military personnel for purposes of the 90/10 Rule on institutional eligibility for Title IV programs. In April 2012, President Obama signed an executive order aimed at providing military personnel, veterans and their family members with the resources they need to make an informed decision about their educational prospects and other protections (the "Executive Order").

The U.S. Congress and Department of Defense (the "DoD") have increased their focus on DoD tuition assistance that is used for distance education and programs at proprietary institutions. In August 2013, the DoD began incorporating the principles of excellence outlined in the 2012 Executive Order into their current Memorandum of Understanding (the "MOU"), which increases oversight of educational programs offered to active duty service members and conveys the commitments and agreements between educational institutions and the DoD prior to accepting funds under the tuition

assistance program. Institutions were required to sign the MOU by March 30, 2012. After March 1, 2013, institutions without a signed DoD MOU cannot enroll service members under the tuition assistance program. In May 2014, the DoD released a final version of its revised MOU, which included new provisions applicable to all higher educational institutions providing educational programs through the DoD tuition assistance program. Among other things, the MOU requested that participating institutions provide meaningful information to students about the financial cost and attendance at an institution so military students can make informed decisions on where to attend school, will not use unfair, deceptive, and abusive recruiting practices and will provide academic and student support services to service members and their families. The revised MOU also implemented rules to strengthen existing procedures for access to DoD installations by educational institutions, a DoD Postsecondary Education Complaint System for service members, spouses, and adult family members to register student complaints and established authorization for the military departments to establish service-specific tuition assistance eligibility criteria and management controls. Our U.S. Institutions utilizing tuition assistance have signed DoD's standard MOU. The DoD has begun to increase its enforcement activity in connection with the 2012 Executive Order.

We cannot predict whether, or the extent to which, this scrutiny will result in legislation or further rulemaking affecting our participation in Title IV programs, or in programs providing educational benefits to veterans and military personnel. To the extent that any laws or regulations are adopted that limit our participation in Title IV programs, programs providing educational benefits to veterans and military personnel, or the amount of student financial aid for which the students at our U.S. Institutions are eligible, those institutions' enrollments, revenues and results of operations could be materially adversely affected.

In September 2015, President Obama announced the DOE's launch of a revised "College Scorecard" website that provides access to national data on college costs, graduation rates, debt and post-college earnings, including data regarding our U.S. Institutions. This data was updated in September 2016. In addition, in November 2015, the DOE issued comparative data regarding DOE-recognized accreditation agencies and the institutions they accredit, which include median debt, repayment rates, completion rates and median earnings. To the extent such data gives rise to negative perceptions of our U.S. Institutions or of proprietary educational institutions generally, our reputation and business could be materially adversely affected.

Our U.S. Institutions must periodically seek recertification to participate in Title IV programs and, if the DOE does not recertify the institutions to continue participating in Title IV programs, our students would lose their access to Title IV program funds, or the institutions could be recertified but required to accept significant limitations as a condition of continued participation in Title IV programs.

DOE certification to participate in Title IV programs lasts a maximum of six years, and institutions are required to seek recertification from the DOE on a regular basis to continue their participation in Title IV programs. An institution must also apply for recertification by the DOE if it undergoes a change in control, as defined by DOE regulations, and may be subject to similar review if it expands its operations or educational programs in certain ways. Generally, the recertification process includes a review by the DOE of the institution's educational programs and locations, administrative capability, financial responsibility and other oversight categories. The DOE could limit, suspend or terminate an institution's participation in Title IV programs for violations of the HEA or Title IV regulations. As discussed in more detail under "Industry Regulation—U.S. Regulation," each of our U.S. Institutions currently participates in the Title IV programs pursuant to the DOE's provisional form of certification.

There can be no assurance that the DOE will recertify our U.S. Institutions after its review of the U.S. Institutions' applications for continued certification, which were filed in connection with this offering. If the DOE does not renew or withdraws any of our U.S. Institutions' certifications to participate in Title IV programs at any time, students in the affected institution(s) would no longer be able to receive Title IV program funds. Similarly, the DOE could renew our U.S. Institutions' certifications, but restrict or delay Title IV funding, limit the number of students to whom it could disburse such funds or impose other restrictions. In addition, the DOE may take emergency action to suspend any of our U.S. Institutions' certifications without advance notice if it receives reliable information that an institution is violating Title IV requirements and it determines that immediate action is necessary to prevent misuse of Title IV funds. Any of these outcomes could have a material adverse effect on our U.S. Institutions' enrollments and our business, financial condition and results of operations.

Our U.S. Institutions would lose their ability to participate in Title IV programs if they fail to maintain their institutional accreditation, and our student enrollments could decline if we fail to maintain any of our accreditations or approvals.

An institution must be accredited by an accrediting agency recognized by the DOE to participate in Title IV programs. Each of our U.S. Institutions is so accredited, and such accreditation is subject to renewal or review periodically or when necessary. If any of our U.S. Institutions fails to satisfy any of its respective accrediting commissions' standards, that institution could lose its accreditation by its respective accrediting commission, which would cause the institution to lose eligibility to participate in Title IV programs and experience a significant decline in total student enrollments. In addition, many of our U.S. Institutions' individual educational programs are accredited by specialized accrediting commissions or approved by specialized state agencies. If any of our U.S. Institutions fails to satisfy the standards of any of those specialized accrediting commissions or state agencies, that institution could lose the specialized accreditation or approval for the affected programs, which could result in materially reduced student enrollments in those programs and have a material adverse effect on our business, financial condition and results of operations. In addition, if an accrediting body of one of our U.S. Institutions loses recognition by the DOE, that institution could lose its ability to participate in Title IV programs.

If any of our U.S. Institutions fail to obtain or maintain any of its state authorizations in states where such authorization is required, that institution may not be able to operate or enroll students in that state, and may not be able to award Title IV program funds to students.

The DOE requires that an educational institution be authorized in each state where it physically operates in order to participate in Title IV programs. The level of regulatory oversight varies substantially from state to state. Our campus-based U.S. Institutions are authorized by applicable state educational licensing agencies to operate and to grant degrees or diplomas, which authorizations are required for students at these institutions to be eligible to receive funding under Title IV programs. If any of our U.S. Institutions fail to continuously satisfy applicable standards for maintaining its state authorization in a state in which that institution is physically located, that institution could lose its authorization from the applicable state educational agency to offer educational programs and could be forced to cease operations in that state. Such a loss of authorization would also cause that institution's location in the state to lose eligibility to participate in Title IV programs, which could have a material adverse effect on our business, financial condition and results of operations.

DOE regulations effective on July 1, 2011 imposed new requirements regarding whether a state's authorization of an educational institution is sufficient for purposes of participation in the Title IV programs. If any of the authorizations provided to one or more of our U.S. Institutions are determined not to comply with these regulations, or one or more of our U.S. Institutions is unable to obtain or

maintain an authorization that satisfies the DOE requirements, students at the pertinent institution may be unable to access Title IV funds, which could have a material adverse effect on our business, financial condition and results of operations in the United States.

Many states also have sought to assert jurisdiction, whether through adoption of new laws and regulations or new interpretations of existing laws and regulations, over out-of-state educational institutions offering online degree programs that have no physical location or other presence in the state but that have some activity in the state, such as enrolling or offering educational services to students who reside in the state, employing faculty who reside in the state or advertising to or recruiting prospective students in the state. State regulatory requirements for online education are inconsistent between states and not well developed in many jurisdictions. As such, these requirements change frequently and, in some instances, are not clear or are left to the discretion of state employees or agents. State regulatory agencies may sometimes disagree with the way we have interpreted or applied these requirements. Any misinterpretation by us of these regulatory requirements or adverse changes in regulations or interpretations of these regulations by state licensing agencies could have a material adverse effect on our business, financial condition and results of operations.

Our online educational programs offered by our U.S. Institutions and the constantly changing regulatory environment require us to continually evaluate our state regulatory compliance activities. We review the licensure requirements of other states when appropriate to determine whether our activities in those states constitute a presence or otherwise require licensure or authorization by the respective state education agencies. Therefore, in addition to the states where we maintain physical facilities, we have obtained, or are in the process of obtaining, approvals or exemptions that we believe are necessary in connection with our activities that may constitute a presence in such other states requiring licensure or authorization by the state educational agency based on the laws, rules or regulations of that state. Some of our approvals are pending or are in the renewal process. St. Augustine does not have current approvals or exemptions from the state educational agencies of 12 states in which St. Augustine does not maintain physical locations but has enrolled a small number of students. For each such state, St. Augustine is either in the process of applying for such approval/exemption or has plans to submit such applications in 2017. In recent years, several states have voluntarily entered into State Authorization Reciprocity Agreements (“SARA”) that establish standards for interstate offering of post-secondary distance education courses and programs. If an institution’s home state participates in SARA and authorizes the institution to provide distance education in accordance with SARA standards, then the institution need not obtain additional authorizations for distance education from any other SARA member state. The SARA participation requirements and process are administered by the four regional higher education compacts in the United States (the Midwestern Higher Education Compact (the “MHEC”), the New England Board of Higher Education, the Southern Regional Education Board and the Western Interstate Commission for Higher Education) and is overseen by the National Council for State Authorization Reciprocity Agreements. If any of our U.S. Institutions fail to comply with state licensure or authorization requirements, we could be subject to various sanctions, including restrictions on recruiting students, providing educational programs and other activities in that state, and fines and penalties. Additionally, new laws, regulations or interpretations related to providing online educational programs and services could increase our cost of doing business and affect our ability to recruit students in particular states, which could, in turn, negatively affect enrollments and revenues and otherwise have a material adverse effect on our business, financial condition and results of operations.

Walden University was approved to participate in SARA, effective through June 2, 2016. On April 8, 2016, the Minnesota Office of Higher Education (“MOHE”) notified Walden University that its renewal application to participate in SARA has been denied because Walden University does not have an institutional federal financial composite score computed by the DOE in connection with Walden University’s participation in federal Title IV financing programs of 1.5 or higher, although the institutional financial composite score calculation made by Walden University in accordance with the

DOE's published formula and based on Walden University's 2014 audited financial statements is 3.0. In the absence of an institution-level financial composite score calculated by DOE, MOHE viewed Laureate's financial composite score calculated based on its global operations, which did not exceed 1.5 for 2014, as attributable to Walden University.

On May 6, 2016, Walden University appealed the MOHE decision to MHEC. Walden University and MOHE participated in an appeal hearing before MHEC on June 3, 2016. On June 14, 2016, MHEC informed Walden University that it affirmed MOHE's decision. Walden University had until September 30, 2016 to regain its state authorization, exemption or other required status in the SARA states in which it participates in order to seek to enroll new students who reside in those states. As of the date of this prospectus, Walden University has regained authorization, exemption or other required status in all of the 31 SARA states in which it has been a SARA participant.

The failure to maintain any required state licensure or authorization for our distance education programs in the United States could prohibit us from recruiting prospective students or offering educational services to current students in one or more states, which could significantly reduce enrollments and revenues and have a material adverse effect on our business, financial condition and results of operations in the United States. Additionally, a DOE regulation that was to become effective on July 1, 2011 required institutions to meet state authorization requirements in states in which they enroll distance education students, but in which they are not physically located or otherwise subject to state jurisdiction, as a condition of awarding Title IV funds to students in that state. In July 2011, a Federal District Court issued an order vacating the regulation, which was sustained in June 2012 by the United States Court of Appeals for the District of Columbia Circuit. On December 19, 2016, the DOE published final regulations regarding state authorization for programs offered through distance education and state authorization for foreign locations of institutions. For additional information regarding this proposed rule, see “—Congress may revise the laws governing Title IV programs or reduce funding for those and other student financial assistance programs, and the DOE may revise its regulations administering Title IV programs, any of which could reduce our enrollment and revenues and increase costs of operations.” Any failure to comply with state requirements, or any new or modified regulations at the federal or state level, could result in our inability to enroll students or receive Title IV funds for students in those states and could result in restrictions on our growth and enrollments.

Increased regulatory and enforcement effort aimed at proprietary education institutions could be a catalyst for legislative or regulatory restrictions, investigations, enforcement actions and claims that could, individually or in the aggregate, materially adversely affect our business, financial condition, results of operations and cash flows.

The proprietary education industry is experiencing broad-based, intensifying scrutiny in the form of increased investigations and enforcement actions. In October 2014, the DOE announced an interagency task force composed of the DOE, the U.S. Federal Trade Commission (the “FTC”), the U.S. Departments of Justice, Treasury and Veterans Affairs, the Consumer Financial Protection Bureau (“CFPB”), the SEC, and numerous state attorneys general. The FTC has also recently issued civil investigative demands to several other U.S. proprietary educational institutions, which require the institutions to provide documents and information related to the advertising, marketing, or sale of secondary or postsecondary educational products or services, or educational accreditation products or services. The CFPB has also initiated a series of investigations against other U.S. proprietary educational institutions alleging that certain institutions' lending practices violate various consumer finance laws. In addition, attorneys general in several states have become more active in enforcing consumer protection laws, especially related to recruiting practices and the financing of education at proprietary educational institutions. In addition, several state attorneys general have recently partnered with the CFPB to review industry practices.

In the event that any of our past or current business practices are found to violate applicable consumer protection laws, or if we are found to have made misrepresentations to our current or prospective students about our educational programs, we could be subject to monetary fines or penalties and possible limitations on the manner in which we conduct our business, which could materially adversely affect our business, financial condition, results of operations and cash flows. To the extent that more states or government agencies commence investigations, act in concert, or direct their focus on our U.S. Institutions, the cost of responding to these inquiries and investigations could increase significantly, and the potential impact on our business would be substantially greater.

Our failure to comply with the laws and regulations of various states could result in actions that would have a material adverse effect on our enrollments, revenues and results of operations.

We are subject to extensive laws and regulations by the states in which we are authorized or licensed to operate. State laws typically establish standards for instruction, qualifications of faculty, administrative procedures, marketing, recruiting, financial operations and other operational matters. State laws and regulations may limit our ability to offer educational programs and to award degrees and may limit the ability of our students to sit for certification exams in their chosen fields of study. In addition, as mentioned above, attorneys general in several states have become more active in enforcing consumer protection laws, and in some instances have partnered with the CFPB. In addition, we may be subject to litigation by private parties alleging that we violated state laws regarding the educational programs provided by our U.S. Institutions and their operations.

In January 2015, two students filed suit against us and Walden University, seeking class action status and alleging claims for breach of contract and unjust enrichment and violations of the Maryland and Illinois consumer protection laws and California unfair competition law related to the students' doctoral dissertation and master's thesis processes. A third student joined as a plaintiff when the complaint was subsequently amended. The claims from all three students were resolved in December 2015 and dismissed with prejudice as of January 5, 2016. The three plaintiffs have re-enrolled at Walden University to complete their Ph.D. programs. In addition, several groups of current and former students filed five separate law suits against St. Augustine relating to matters arising before we acquired the school in November 2013. The allegations pertain to a program that was launched in May 2011 and, at the time, offered a "Master of Orthopaedic Physician's Assistant Program" degree. The plaintiffs in these matters allege that the university misrepresented their ability to practice as licensed Physician Assistants with a heightened specialty in orthopaedics. One of the lawsuits was resolved in October 2015, another was resolved in March 2016, and another was resolved in June 2016 and all three have been dismissed. For more information on these lawsuits, see "Business—Legal Proceedings." We believe the claims in the remaining two cases are without merit and intend to defend vigorously against the allegations. Any adverse outcome in such litigation could result in monetary or injunctive relief, which could materially adversely affect our U.S. Institutions and their operations.

On September 8, 2016, as part of a program review that MOHE is conducting of Walden University's doctoral programs, MOHE sent to Walden University an information request regarding its doctoral programs and complaints filed by doctoral students. We have been informed by MOHE that in an effort to better understand the context, background and issues related to doctoral student complaints in Minnesota, MOHE is initiating a full review of doctoral programs for institutions registered in Minnesota. We cannot predict the outcome of this matter. However, if MOHE makes an adverse determination, it could have a material adverse effect on our business, financial condition and results of operations.

The inability of our graduates to obtain licensure or other specialized outcomes in their chosen professional fields of study could reduce our enrollments and revenues, and potentially lead to litigation that could be costly to us.

Certain of our graduates seek professional licensure or other specialized outcomes in their chosen fields following graduation. Their success in obtaining these outcomes depends on several factors, including the individual merits of the learner, but also may depend on whether the institution and the program were approved by the state or by a professional association, whether the program from which the learner graduated meets all state requirements and whether the institution is accredited. In addition, professional associations may refuse to certify specialized outcomes for our learners for similar reasons. The state requirements for licensure are subject to change, as are the professional certification standards, and we may not immediately become aware of changes that may impact our learners in certain instances. Also, as described below, the final gainful employment regulations require an institution to certify to the DOE that its educational programs subject to the gainful employment requirements, which include all programs offered by our U.S. Institutions, meet the applicable requirements for graduates to be professionally or occupationally certified in the state in which the institution is located. In the event that one or more states refuses to recognize our learners for professional licensure, and/or professional associations refuse to certify specialized outcomes for our learners, based on factors relating to our institution or programs, the potential growth of our programs would be negatively impacted, which could have a material adverse effect on our business, financial condition, results of operations and cash flows. In addition, we could be exposed to litigation that would force us to incur legal and other expenses that could have a material adverse effect on our business, financial condition, results of operations and cash flows.

If any of our U.S. Institutions do not comply with the DOE’s “administrative capability” standards, we could suffer financial penalties, be required to accept other limitations to continue participating in Title IV programs or lose our eligibility to participate in Title IV programs.

DOE regulations specify extensive criteria an institution must satisfy to establish that it has the requisite “administrative capability” to participate in Title IV programs. These criteria require, among other things, that we comply with all applicable Title IV program regulations; have capable and sufficient personnel to administer the federal student financial aid programs; not have student loan cohort default rates in excess of specified levels; have acceptable methods of defining and measuring the satisfactory academic progress of our students; have various procedures in place for safeguarding federal funds; not be, and not have any principal or affiliate who is, debarred or suspended from federal contracting or engaging in activity that is cause for debarment or suspension; provide financial aid counseling to our students; refer to the DOE’s Office of Inspector General any credible information indicating that any applicant, student, employee or agent of the institution has been engaged in any fraud or other illegal conduct involving Title IV programs; submit in a timely manner all reports and financial statements required by Title IV regulations; and not otherwise appear to lack administrative capability. If an institution fails to satisfy any of these criteria or comply with any other DOE regulations, the DOE may change the institution’s method of receiving Title IV program funds, which in some cases may result in a significant delay in the institution’s receipt of those funds; place the institution on provisional certification status; or commence a proceeding to impose a fine or to limit, suspend or terminate the participation of the institution in Title IV programs. Thus, if any of our U.S. Institutions were found not to have satisfied the DOE’s “administrative capability” requirements, we could be limited in our access to, or lose, Title IV program funding, which could significantly reduce our enrollments and have a material adverse effect on our business, financial condition and results of operations.

If any of our U.S. Institutions do not meet specific financial responsibility standards established by the DOE, that institution may be required to post a letter of credit or accept other limitations to continue participating in Title IV programs, or that institution could lose its eligibility to participate in Title IV programs.

To participate in Title IV programs, our U.S. Institutions must satisfy specific measures of financial responsibility prescribed by the DOE, or post a letter of credit in favor of the DOE and possibly accept other conditions on its participation in Title IV programs. These financial responsibility tests are applied on an annual basis based on an institution's audited financial statements, and may be applied at other times, such as if an institution undergoes a change in control. The DOE may also apply such measures of financial responsibility to an eligible institution's operating company and ownership entities and, if such measures are not satisfied by the operating company or ownership entities, require the institution to post a letter of credit in favor of the DOE and possibly accept other conditions on its participation in Title IV programs. The operating restrictions that may be placed on an institution that does not meet the quantitative standards of financial responsibility include changes to the method of receiving Title IV program funds, which in some cases may result in a significant delay in the institution's receipt of those funds. Limitations on, or termination of, our participation in Title IV programs as a result of our failure to demonstrate financial responsibility would limit our students' access to Title IV program funds, which could significantly reduce enrollments and have a material adverse effect on our business, financial condition and results of operations.

As described in more detail under "Industry Regulation—U.S. Regulation," the DOE annually assesses our U.S. Institutions' financial responsibility through a composite score determination based on our consolidated audited financial statements. The DOE has decided to assess certain of our institutions' financial responsibility on a consolidated level at the Laureate Education, Inc. level. In October 2014, the DOE determined, based on Laureate's composite score for its fiscal year ended December 31, 2013, that Laureate and, consequently, Walden University, NewSchool of Architecture and Design and Kendall College failed to meet the standards of financial responsibility. As a result, the DOE required us to increase our required letter of credit amount to approximately \$85.6 million for Walden University, NewSchool of Architecture and Design and Kendall College, which is equal to approximately 10% of Title IV program funds that these institutions received during the fiscal year ended December 31, 2013. In September 2015, the DOE required us to increase our required letter of credit amount to \$85.8 million for Walden University, NewSchool of Architecture and Design and Kendall College, which is approximately 10% of Title IV program funds that these institutions received during the fiscal year ended December 31, 2014. We renewed our letters of credit for this required amount. In March 2016, in connection with its review of our financial statements following our conversion to a Delaware public benefit corporation, the DOE sent us a letter requiring us to increase our existing letter of credit by \$4,682,990 to the amount of \$90,508,766 for Kendall College, St. Augustine, Walden University and NewSchool of Architecture and Design, which is equal to approximately 10% of the Title IV program funds that these schools received during the most recently completed fiscal year. In the letter, DOE also has required us to continue to comply with additional notification and reporting requirements. We have provided the increased letter of credit and are complying with the additional notification and reporting requirements.

We received a letter dated October 4, 2016 from the DOE (subsequently revised on November 4, 2016) stating that, based on Laureate's failure to meet standards of financial responsibility for the fiscal year ended December 31, 2015, we are required to either: (1) increase our letter of credit to an amount equal to 50% (calculated by the DOE to be \$351,995,250) of the Title IV, HEA funds received by Laureate in the fiscal year ended December 31, 2015) and qualify as a financial responsible institution; or (2) increase our letter of credit to an amount equal to 15% (calculated by the DOE to be \$105,598,575) of the Title IV, HEA funds received by Laureate in the fiscal year ended December 31, 2015 and remain provisionally certified for a period of up to three complete award years. In the letter, the DOE also has required us to continue to comply with additional notification and

reporting requirements. We chose to increase our letter of credit to \$105,598,575 and to remain provisionally certified for a period of up to three complete award years and have obtained a replacement letter of credit. St. Augustine, Walden University, NewSchool of Architecture and Design and Kendall College also currently receive Title IV program funds under the least restrictive form of heightened cash monitoring and are subject to certain additional reporting and disclosure requirements. The increased letter of credit has been provided to the DOE.

Further, the DOE, as a condition to the provisional program participation agreement of the National Hispanic University, requested that we post an additional letter of credit in an amount equal to \$1.5 million representing approximately 25% of the Title IV program funds received by the National Hispanic University during the fiscal year ended December 31, 2013. In October 2015, the DOE sent us a letter requiring us to renew our letter of credit in the amount of \$772,931 for the National Hispanic University (25% of the total Title IV program funds the institution received during the fiscal year ended December 31, 2014). We renewed our letters of credit for this required amount. This requirement was initially due to the fact that the subsidiary corporation used to acquire the institution's assets did not possess two years of audited financial statements at the time of the acquisition in April 2010, and the requirement has been continued based on the DOE's review of the institution's audited financial statements. We received a letter dated September 21, 2016 from the DOE confirming that this letter of credit for National Hispanic University was no longer required and may be cancelled by our bank. We have cancelled this letter of credit and the funds have been released back to us.

In December 2015, the DOE sent us a letter requiring us to post a letter of credit in the amount of \$14,967 for St. Augustine (25% of the total Title IV program refunds the institution made or should have made during the fiscal year ended December 31, 2014). This requirement was due to the fact that St. Augustine was found to have issued late refunds to more than 5% of the students in its auditor's sample for the 2014 fiscal year. We have obtained this letter of credit. Any obligation to post, maintain or increase a letter of credit could materially adversely affect our liquidity or increase our costs of regulatory compliance. The DOE has the discretion to increase our letter of credit requirements at any time. If we are unable to secure any required letter of credit, our U.S. Institutions would lose their eligibility to participate in Title IV programs, which could have a material adverse effect on our business, financial condition and results of operations.

On November 1, 2016, the DOE issued a final rule to revise its general standards of financial responsibility to include various actions and events that would require institutions to provide the DOE with irrevocable letters of credit. For additional information regarding this final rule, see “—The DOE may adopt regulations governing federal student loan debt forgiveness that could result in liability for amounts based on borrower defenses or affect the DOE's assessment of our institutional capability.” If we are required to repay the DOE for any successful DTR claims by students who attended our U.S. Institutions, or we are required to obtain additional letters of credit or increase our current letter of credit, it could materially affect our business, financial conditions and results of operations. We are currently assessing the impact of these final regulations on our U.S. Institutions.

The DOE may change our U.S. Institutions' method of receiving Title IV program funds, which could materially adversely affect our liquidity.

The DOE can impose sanctions for violating the statutory and regulatory requirements of Title IV programs, including transferring one or more of our U.S. Institutions from the advance method or the heightened cash monitoring level one method of Title IV payment, each of which permits an institution to receive Title IV funds before or concurrently with disbursing them to students, to the heightened cash monitoring level two method of payment or to the reimbursement method of payment, each of which may significantly delay an institution's receipt of Title IV funds until student eligibility has been verified by the DOE. Any such delay in our U.S. Institutions' receipt of Title IV program funds may

materially adversely affect our cash flows and we may require additional working capital or third-party funding to finance our operations.

Our U.S. Institutions may lose eligibility to participate in Title IV programs if the percentage of our U.S. Institutions revenues derived from Title IV programs is too high.

A provision of the HEA commonly referred to as the “90/10 Rule” provides that a for-profit educational institution loses its eligibility to participate in Title IV programs if, under a complex regulatory formula that requires cash basis accounting and other adjustments to the calculation of revenues, the institution derives more than 90% of its revenues from Title IV program funds for any two consecutive fiscal years. If any of our U.S. Institutions were to violate the 90/10 Rule, that institution would become ineligible to participate in Title IV programs as of the first day of the fiscal year following the second consecutive fiscal year in which the institution exceeded the 90% threshold and would be unable to regain eligibility for two fiscal years thereafter. In addition, an institution that derives more than 90% of its revenue (on a cash basis) from Title IV programs for any single fiscal year will be placed on provisional certification for at least two fiscal years and may be subject to additional conditions or sanctions imposed by the DOE. Using the DOE’s formula under the “90/10 Rule,” Kendall College, NewSchool of Architecture and Design, St. Augustine and Walden University derived approximately 36%, 43%, 49% and 73% of their revenues (calculated on a cash basis), respectively, from Title IV program funds for the fiscal year ended December 31, 2015.

Our U.S. Institutions’ ratios could increase in the future. Congressional increases in students’ Title IV grant and loan limits may result in an increase in the revenues we receive from Title IV programs. In recent years, legislation has been introduced in Congress that would revise the 90/10 Rule to consider educational benefits for veterans and military personnel from the Department of Veteran Affairs and Department of Defense, respectively, in the same manner as Title IV funds for purposes of the rule, to prohibit institutions from participating in Title IV programs for one year if they derive more than 90% of their total revenues (calculated on a cash basis) from the Title IV programs and these other federal programs in a single fiscal year rather than the current rule of two consecutive fiscal years, and to revise the 90/10 Rule to an 85/15 rule. We cannot predict whether, or the extent to which, any of these proposed revisions could be enacted into law or result in further rulemaking. In addition, reductions in state appropriations in a number of areas, including with respect to the amount of financial assistance provided to post-secondary students, could further increase our U.S. Institutions’ percentages of revenues derived from Title IV program funds. The employment circumstances of our students or their parents could also increase reliance on Title IV program funds. If any of our U.S. Institutions become ineligible to participate in Title IV programs as a result of noncompliance with the 90/10 Rule, it could have a material adverse effect on our business, financial condition and results of operations.

Any of our U.S. Institutions may lose eligibility to participate in Title IV programs if their respective student loan default rates are too high.

An educational institution may lose eligibility to participate in Title IV programs if, for three consecutive years, 30% or more of its students who were required to begin repayment on their federal student loans in the relevant fiscal year default on their payment by the end of the next federal fiscal year. In addition, an institution may lose its eligibility to participate in Title IV programs if the default rate as determined by the DOE of its students exceeds 40% for any single year.

Kendall College’s official three-year cohort default rates for the 2013, 2012 and 2011 federal fiscal years were 10.0%, 7.9% and 11.3%, respectively. NewSchool of Architecture and Design’s official three-year cohort default rates for the 2013, 2012 and 2011 federal fiscal years were 5.1%, 10.2% and 11.2%, respectively. St. Augustine’s official three-year cohort default rates for the 2013, 2012 and 2011 federal fiscal years were 0.2%, 0.5%, and 0.0%, respectively. Walden University’s official three-year

cohort default rates for the 2013, 2012 and 2011 federal fiscal years were 6.7%, 6.8% and 7.8%, respectively. The average national student loan default rates published by the DOE for all institutions that participated in the federal student aid programs for 2013, 2012 and 2011 were 11.3%, 11.8% and 13.7%, respectively, and for all proprietary institutions that participated in the federal student aid programs for 2013, 2012 and 2011 were 15.0%, 15.8% and 19.1%, respectively.

While we believe our U.S. Institutions are not in danger of exceeding the regulatory default rate thresholds for other Title IV programs, we cannot provide any assurance that this will continue to be the case. Any increase in interest rates or reliance on “self-pay” students, as well as declines in income or job losses for our students, could contribute to higher default rates on student loans. Exceeding the student loan default rate thresholds and losing eligibility to participate in Title IV programs would have a material adverse effect on our business, financial condition and results of operations. Any future changes in the formula for calculating student loan default rates, economic conditions or other factors that cause our default rates to increase, could place our U.S. Institutions in danger of losing their eligibility to participate in Title IV programs, which would have a material adverse effect on our business, financial condition and results of operations.

We could be subject to sanctions or other adverse legal actions if any of our U.S. Institutions were to pay impermissible commissions, bonuses or other incentive payments to individuals involved in or with responsibility for certain recruiting, admission or financial aid activities.

Under the HEA, an educational institution that participates in Title IV programs may not make any commission, bonus or other incentive payments to any persons or entities involved in recruitment or admissions activities or in the awarding of financial aid. The requirement only pertains to the recruitment of students who are U.S. citizens, permanent residents and others temporarily residing in the United States with the intention of becoming a citizen or permanent resident. Under regulations that took effect on July 1, 2011, the DOE effectively has taken the position that any commission, bonus or other incentive compensation payment based in any part, directly or indirectly, or securing enrollment or awarding financial aid is inconsistent with the statutory prohibition against incentive compensation. The DOE has maintained that institutions may make merit-based adjustments to employee compensation, provided that those adjustments are not based, in any part, directly or indirectly, upon securing enrollments or awarding financial aid. In sub-regulatory correspondence to institutions, the DOE provided additional guidance regarding the scope of the prohibition on incentive compensation and to what employees and types of activities the prohibition applies. Based on these regulatory changes, we modified some of our compensation practices, which could make it more difficult to attract and retain key employees and executives, and affect our ability to grow and maintain our business and enrollments.

In addition, in recent years, several for-profit education companies have been faced with whistleblower lawsuits under the Federal False Claims Act, known as “qui tam” cases, by current or former employees alleging violations of the prohibition against incentive compensation. In such cases, the whistleblower’s claims are reviewed under seal by the Department of Justice for potential intervention. If the Department of Justice elects to intervene, it assumes primary control over the litigation. If the DOE were to determine that we or any of our U.S. Institutions violated this requirement of Title IV programs, or if we were to be found liable in a False Claims action alleging a violation of this law, or if any third parties we have engaged were to violate this law, we could be fined or sanctioned by the DOE, or subjected to other monetary liability or penalties that could be substantial, including the possibility of treble damages under a False Claims action, any of which could harm our reputation, impose significant costs and have a material adverse effect on our business, financial condition and results of operations.

We could be subject to sanctions if any of our U.S. Institutions fails to correctly calculate and timely return Title IV program funds for students who withdraw before completing their educational program.

An institution participating in Title IV programs must calculate the amount of unearned Title IV program funds that it has disbursed to students who withdraw from their educational programs before completing such programs and must return those unearned funds to the appropriate lender or the DOE in a timely manner, generally within 45 days of the date the institution determines that the student has withdrawn. If any of our U.S. Institutions does not properly calculate and timely return the unearned funds for a sufficient percentage of students, that institution may have to post a letter of credit in favor of the DOE equal to 25% of Title IV program funds that should have been returned for such students in the prior fiscal year. Additionally, if any of our U.S. Institutions does not correctly calculate and timely return unearned Title IV program funds, that institution may be liable for repayment of Title IV funds and related interest and may be fined, sanctioned, or otherwise subject to adverse actions by the DOE, including termination of that institution's participation in Title IV programs. Any of these adverse actions could increase our cost of regulatory compliance and have a material adverse effect on our business, financial condition and results of operations.

On March 3, 2015, the DOE issued a final program review determination letter to Walden University for a September 2012 review of the 2011-2012 and 2012-2013 Title IV award years. The letter required Walden University to return \$34,281 in Title IV funds, and also found that Walden University failed to timely return Title IV program funds for more than 5% of the withdrawn students during its fiscal year ended December 31, 2012. The DOE noted that such a finding would usually require Walden to post a letter of credit to the DOE equal to 25% of the Title IV funds that the institution should have returned for withdrawn students in its most recently completed fiscal year; however, such an additional letter of credit was not required in this instance because of the letter of credit that was previously posted to the DOE based on our consolidated audited financial statements failing to meet the DOE's standards of financial responsibility.

We could also be subject to fines or penalties related to findings cited in our regulatory compliance reviews. For more information, see “—Government, regulatory agencies, accrediting bodies and third parties may conduct compliance reviews, bring claims or initiate litigation against us.”

We or certain of our educational programs at our U.S. Institutions may lose eligibility to participate in Title IV programs if any of our U.S. Institutions or certain of their educational programs cannot satisfy the DOE's “gainful employment” requirements.

Under the HEA, proprietary schools generally are eligible to participate in Title IV programs in respect of educational programs that lead to “gainful employment in a recognized occupation.” Historically, the concept of “gainful employment” has not been defined in detail. On October 30, 2014, the DOE published final regulations to define “gainful employment,” which became effective on July 1, 2015. The final regulations define this concept using two ratios, one based on annual debt-to-annual earnings (“DTE”) and another based on annual debt-to-discretionary income (“DTI”) ratio. Under the final regulations, an educational program with a DTE ratio at or below 8% or a DTI ratio at or below 20% is considered “passing.” An educational program with a DTE ratio greater than 8% but less than or equal to 12% or a DTI ratio greater than 20% but less than or equal to 30% is considered to be “in the zone.” An educational program with a DTE ratio greater than 12% and a DTI ratio greater than 30% is considered “failing.” An educational program will cease to be eligible for students to receive Title IV program funds if its DTE and DTI ratios are failing in two out of any three consecutive award years or if both of those rates are failing or in the zone for four consecutive award years. In January 2017, the DOE issued to institutions final DTE rates. Among the Classification of Instructional Programs reported within NewSchool of Architecture and Design, Kendall College and Walden University, the DOE has indicated that we had one that failed and five in the zone. This represents a total of one educational program that failed and ten in the zone. St. Augustine had no programs that

failed or were in the zone. The percentage of students enrolled in the educational program that failed represents approximately 1% of the students currently enrolled in our U.S. Institutions. The percentage of students enrolled in the educational programs that were in the zone represents approximately 5.3%. We are currently examining and implementing options for each of these programs and their students. Additionally, the final regulations require an institution to certify to the DOE that its educational programs subject to the gainful employment requirements, which include all programs offered by our U.S. Institutions, meet the applicable requirements for graduates to be professionally or occupationally licensed or certified in the state in which the institution is located. If we are unable to certify that our programs meet the applicable state requirements for graduates to be professionally or occupationally certified in that state, then we may need to cease offering certain programs in certain states or to students who are residents in certain states. The final regulations further include requirements for the reporting of student and program data by institutions to the DOE and expand the disclosure requirements that have been in effect since July 1, 2011. In November 2014, two organizations representing for-profit institutions filed separate lawsuits in federal district courts against the DOE seeking to have the final regulations invalidated. Both lawsuits alleged that the DOE exceeded its statutory authority in promulgating the regulation, that the regulation violates an institution's constitutional rights and that the regulation is arbitrary and capricious. In both cases, the courts upheld the regulations and dismissed the lawsuits.

The failure of any program or programs offered by any of our U.S. Institutions to satisfy any gainful employment regulations could render that program or programs ineligible for Title IV program funds. Additionally, any gainful employment data released by the DOE about our U.S. Institutions or warnings provided under the final regulations could influence current students not to continue their studies, discourage prospective students from enrolling in our programs or negatively impact our reputation. If a particular educational program ceased to become eligible for Title IV program funds, either because it fails to prepare students for gainful employment in a recognized occupation or due to other factors, we may choose to cease offering the program. It is possible that several programs offered by our schools may be adversely impacted by the regulations due to lack of specialized program accreditation or certification or in the states in which such institutions are based. We also could be required to make changes to certain programs in the future in order to comply with the rule or to avoid the uncertainty associated with such compliance. Any of these factors could reduce enrollments, impact tuition prices, and have a material adverse effect on our U.S. Institutions' business, financial condition and results of operations.

If we fail to maintain adequate systems and processes to detect and prevent fraudulent activity in student enrollment and financial aid, our business could be materially adversely impacted.

Higher educational institutions are susceptible to an increased risk of fraudulent activity by outside parties with respect to student enrollment and student financial aid programs. The DOE's regulations require institutions that participate in Title IV programs to refer to the Office of Inspector General credible information indicating that any applicant, employee, third-party servicer or agent of the institution that acts in a capacity that involves administration of the Title IV programs has been engaged in any fraud or other illegal conduct involving Title IV programs. We cannot be certain that our systems and processes will always be adequate in the face of increasingly sophisticated and ever-changing fraud schemes. The potential for outside parties to perpetrate fraud in connection with the award and disbursement of Title IV program funds, including as a result of identity theft, may be heightened due to our U.S. Institutions offering various educational programs via distance education. Any significant failure by one or more of our U.S. Institutions to adequately detect fraudulent activity related to student enrollment and financial aid could result in loss of accreditation at the discretion of the institutions' accrediting agency, which would result in the institution losing eligibility for Title IV programs, or in direct action by the DOE to limit or terminate the institution's Title IV program

participation. Any of these outcomes could have a material adverse effect on our business, financial condition and results of operations.

Any substantial misrepresentation regarding our U.S. Institutions could have a material adverse effect on our business, financial condition and results of operations.

The DOE's regulation regarding substantial misrepresentations includes statements about the nature of its educational programs, its financial charges or the employability of its graduates. Under the regulation as promulgated by the DOE, any false, erroneous, or misleading statement, or statement that has the likelihood or tendency to deceive, that an institution, one of its representatives, or person or entity with whom the institution has an agreement to provide educational programs, marketing, advertising, recruiting or admissions services, makes directly or indirectly to a student, prospective student, any member of the public, an accrediting agency, a state licensing agency or the DOE could be deemed a misrepresentation by the institution. In the event that the DOE determines that an institution engaged in a substantial misrepresentation, it can revoke the institution's program participation agreement, impose limitations on the institution's participation in Title IV programs, deny participation applications on behalf of the institution, or seek to fine, suspend or terminate the institution's participation in Title IV programs. These regulations create broad grounds for the DOE to monitor and enforce violations of the regulations on substantial misrepresentation, and the DOE has recently taken actions to terminate the Title IV Program participation of, and impose significant financial penalties on other institutions based on its determination of such violations. These regulations also provide grounds for private litigants to seek to enforce the expanded regulations through False Claims Act litigation, which could have a material adverse effect on our business, financial condition and results of operations.

The requirement to notify the DOE in advance of introducing new programs, and to obtain approvals for new programs, could delay the introduction of such programs and negatively impact growth.

All of our U.S. Institutions are currently provisionally certified by the DOE and remain subject to certain program approval requirements otherwise applicable to provisionally certified institutions. Any delay in obtaining a required DOE approval could delay the introduction of the program, which could negatively impact our enrollment growth.

A bankruptcy filing by us, or by any of our subsidiaries that operate our U.S. Institutions or a closure of one of our U.S. Institutions or their affiliates, would lead to an immediate loss of the institution's eligibility to participate in Title IV programs.

In the event of a bankruptcy filing by us, or by any of our subsidiaries that operate our U.S. Institutions, the U.S. Institutions owned by us or the bankrupt subsidiary would lose its eligibility to participate in Title IV programs, pursuant to statutory provisions of the HEA and notwithstanding the automatic stay provisions of federal bankruptcy law, which would make any reorganization difficult to implement. Additionally, in the event of any bankruptcy affecting one or more of our U.S. Institutions, the DOE could hold our other U.S. Institutions jointly liable for any Title IV program liabilities, whether asserted or unasserted at the time of such bankruptcy, of our U.S. Institutions whose Title IV program eligibility was terminated.

Further, in the event that an institution closes and fails to pay liabilities or other amounts owed to the DOE, the DOE can attribute the liabilities of that institution to other institutions under common ownership. If any one of our U.S. Institutions or affiliates were to close or have unpaid DOE liabilities, the DOE could seek to have those liabilities repaid by one of our other U.S. Institutions. In addition, the ultimate controlling owner of SFUAD is Wengen, which is also the ultimate controlling owner of Laureate. As a result, it is possible that the DOE could attempt to attribute any unpaid Title IV related liabilities of SFUAD to our other U.S. Institutions due to their common ownership.

Government, regulatory agencies, accrediting bodies and third parties may conduct compliance reviews, bring claims or initiate litigation against us.

Because we operate in a highly regulated industry, we may be subject to compliance reviews and claims of noncompliance and lawsuits by government agencies, regulatory agencies and third parties, including claims brought by third parties on behalf of the federal government. On February 3, 2015, the DOE issued a final program review determination letter to National Hispanic University regarding a December 2013 review covering the 2012-2013 and 2013-2014 Title IV award years. The letter determined that National Hispanic University has taken corrective actions necessary to resolve all findings noted in the preliminary report, except for certain findings related to drug and alcohol abuse prevention program requirements. With respect to those findings, the DOE did not require any further action due to the fact that the National Hispanic University closed on August 23, 2015. On September 11, 2015, the DOE issued an expedited final program review determination letter to Kendall College regarding a March-April 2015 program review. The letter determined that Kendall College has taken corrective actions necessary to resolve all findings noted in the preliminary report. In addition, on September 21, 2015, the Higher Learning Commission notified Kendall College that the Higher Learning Commission placed the school on ongoing financial monitoring over the next 24 months. Such action was primarily due to concerns over the school's continued reliance upon Laureate to provide financial support to sustain its operations. See also "—We could be subject to sanctions if any of our U.S. Institutions fails to correctly calculate and timely return Title IV program funds for students who withdraw before completing their educational program."

On September 8, 2016, as part of a program review that MOHE is conducting of Walden University's doctoral programs, MOHE sent to Walden University an information request regarding its doctoral programs and complaints filed by doctoral students. We have been informed by MOHE that in an effort to better understand the context, background and issues related to doctoral student complaints in Minnesota, MOHE is initiating a full review of doctoral programs for institutions registered in Minnesota.

In May 2017, Kendall College and Walden University are scheduled to host interim site visits from their institutional accreditor, Higher Learning Commission, as a condition of their ongoing accreditation.

If the results of these or other reviews or proceedings are unfavorable to us, or if we are unable to defend successfully against lawsuits or claims, we may be required to pay money damages or be subject to fines, limitations, loss of eligibility for Title IV program funding at our U.S. Institutions, injunctions or other penalties. We may also lose or have limitations imposed on our accreditations, licensing or Title IV program participation, be required to pay monetary damages or be limited in our ability to open new institutions or add new program offerings. Even if we adequately address issues raised by an agency review or successfully defend a lawsuit or claim, we may have to divert significant financial and management resources from our ongoing business operations to address issues raised by those reviews or to defend against those lawsuits or claims. Additionally, we may experience adverse collateral consequences, including declines in the number of students enrolling at our institutions and the willingness of third parties to deal with us or our institutions, as a result of any negative publicity associated with such reviews, claims or litigation. Claims and lawsuits brought against us may damage our reputation or cause us to incur expenses, even if such claims and lawsuits are without merit, which could have a material adverse effect on our business, financial condition, results of operations and cash flows.

Risks Relating to Our Indebtedness

The fact that we have substantial debt could materially adversely affect our ability to raise additional capital to fund our operations and limit our ability to pursue our growth strategy or to react to changes in the economy or our industry.

We have, and will continue to have, substantial debt following the consummation of this offering. As of September 30, 2016 we had (a) a \$1.66 billion senior secured credit facility (the “Senior Secured Credit Facilities”) of which (1) \$325.0 million is a multi-currency revolving credit facility scheduled to mature in June 2019, of which \$160.0 million was outstanding at September 30, 2016, (2) \$282.6 million is a senior secured term loan facility scheduled to mature in June 2018 and (3) \$1.22 billion is a senior secured term loan facility scheduled to mature in March 2021, (b) \$1.38 billion aggregate principal amount of senior notes and (c) \$1.25 billion of other long-term indebtedness, consisting of capital lease obligations, notes payable, seller notes and borrowings against certain lines of credit. During 2015, our total cash interest payments on our debt were approximately 67% of our net cash provided by operating activities of continuing operations (excluding such cash interest expense). Our debt could have important negative consequences to our business, including:

- increasing the difficulty of our ability to make payments on our outstanding debt;
- increasing our vulnerability to general economic and industry conditions because our debt payment obligations may limit our ability to use our cash to respond to or defend against changes in the industry or the economy;
- requiring a substantial portion of our cash flow from operations to be dedicated to the payment of principal and interest on our indebtedness, therefore reducing our ability to use our cash flow to fund our operations, capital expenditures and future business opportunities or to pay dividends;
- limiting our ability to obtain additional financing for working capital, capital expenditures, debt service requirements, acquisitions and general corporate or other purposes;
- limiting our ability to pursue our growth strategy;
- limiting our ability to adjust to changing market conditions; and
- placing us at a competitive disadvantage compared to our competitors who are less highly leveraged.

We and our subsidiaries may be able to incur substantial additional indebtedness in the future, subject to the restrictions contained in the senior secured credit agreement governing our Senior Secured Credit Facilities and the indenture governing our outstanding notes. If new indebtedness is added to our current debt levels, the related risks that we now face could intensify.

We may not be able to generate sufficient cash to service all of our indebtedness and may be forced to take other actions to satisfy our obligations under our indebtedness, which may not be successful.

Our ability to make scheduled payments on or to refinance our debt obligations depends on our financial condition and operating performance, which is subject to prevailing economic and competitive conditions and to certain financial, business and other factors beyond our control. We may be unable to maintain a level of cash flows from operating activities sufficient to permit us to pay the principal, premium, if any, and interest on our indebtedness.

If our cash flows and capital resources are insufficient to fund our debt service obligations, we may be forced to reduce or delay investments and capital expenditures, or to sell assets, seek additional capital or restructure or refinance our indebtedness. These alternative measures may not be successful and may not permit us to meet our scheduled debt service obligations. In the absence of such operating

results and resources, we could face substantial liquidity problems and might be required to dispose of material assets or operations to meet our debt service and other obligations. Our senior secured credit agreement governing our Senior Secured Credit Facilities and the indenture governing our outstanding Senior Notes restrict our ability to dispose of assets and use the proceeds from the disposition. We may not be able to consummate those dispositions or to obtain the proceeds that we could realize from them and these proceeds may not be adequate to meet any debt service obligations then due.

Repayment of our debt is dependent on cash flow generated by our subsidiaries and their ability to make distributions to us or return cash via other repatriation strategies.

Our subsidiaries own a significant portion of our assets and conduct a significant portion of our operations. Accordingly, repayment of our indebtedness is dependent, to a significant extent, on the generation of cash flow by our subsidiaries and their ability to make such cash available to us, by dividend, debt repayment or otherwise. Because the majority of our indebtedness is denominated in U.S. dollars, the strengthening of the U.S. dollar against the local currencies in countries where we have significant operations has an adverse impact on our cash flows when translated into U.S. dollars and, accordingly, could have a material adverse impact on our ability to repay the obligations under our outstanding indebtedness. Unless they are guarantors of our Senior Secured Credit Facilities or our outstanding notes, our subsidiaries do not have any obligation to pay amounts due on our indebtedness or to make funds available for that purpose. Our subsidiaries may not be able to, or may not be permitted to, make distributions to enable us to make payments in respect of our indebtedness. Each subsidiary is a distinct legal entity and, under certain circumstances, legal and contractual restrictions may limit our ability to obtain cash from our subsidiaries. Our non-guarantor subsidiaries include foreign subsidiaries and they may be prohibited by law or other regulations from distributing funds to us and/or we may be subject to payment of repatriation taxes and withholdings. Our non-guarantor subsidiaries account for substantially all of our total revenue, our total Adjusted EBITDA, and our total assets and our total liabilities (other than our Senior Secured Credit Facilities and our outstanding notes). While the senior secured credit agreement governing our Senior Secured Credit Facilities and the indenture governing our outstanding Senior Notes limit the ability of our subsidiaries to incur consensual restrictions on their ability to pay dividends or make other intercompany payments to us, these limitations are subject to certain qualifications and exceptions. In the event that we do not receive distributions from our subsidiaries or receive cash via other cash repatriation strategies for services rendered and intellectual property, or if the strengthening of the U.S. dollar against local currencies significantly reduces the amount of such distributions when translated into U.S. dollars, we may be unable to make required principal and interest payments on our indebtedness.

Our debt agreements contain, and future debt agreements may contain, restrictions that may limit our flexibility in operating our business.

The senior secured credit agreement governing our Senior Secured Credit Facilities and the indenture governing our outstanding Senior Notes contain various covenants that may limit our ability to engage in specified types of transactions. These covenants limit our and our restricted subsidiaries' ability to, among other things:

- pay dividends and make certain distributions, investments and other restricted payments;
- incur additional indebtedness, issue disqualified stock or issue certain preferred shares;
- sell assets;
- enter into transactions with affiliates;
- create certain liens or encumbrances;
- preserve our corporate existence;

- merge, consolidate, sell or otherwise dispose of all or substantially all of our assets; and
- designate our subsidiaries as unrestricted subsidiaries.

In addition, the senior secured credit agreement governing our Senior Secured Credit Facilities provides for compliance with the Consolidated Senior Secured Debt to Consolidated EBITDA Ratio, as defined in the senior secured credit agreement, solely with respect to the revolving line of credit facility, which is tested quarterly. The maximum ratio, as defined, is 5.3x, 4.5x and 3.5x at December 31, 2015, 2016 and 2017, respectively. The ratio as of September 30, 2016 was 3.44x.

The senior secured credit agreement governing our Senior Secured Credit Facilities and the indenture governing our outstanding Senior Notes also include cross-default provisions applicable to other agreements. A breach of any of these covenants could result in a default under the agreement governing such indebtedness, including as a result of cross-default provisions. In addition, failure to make payments or observe certain covenants on the indebtedness of our subsidiaries may cause a cross default on our Senior Secured Credit Facilities and our outstanding Senior Notes. Upon our failure to maintain compliance with these covenants, the lenders could elect to declare all amounts outstanding to be immediately due and payable and terminate all commitments to extend further credit. If the lenders under such indebtedness accelerate the repayment of borrowings, we cannot assure you that we will have sufficient assets to repay those borrowings, as well as our other indebtedness. We have pledged a significant portion of our assets as collateral under our Senior Secured Credit Facilities. If we were unable to repay those amounts, the lenders under our Senior Secured Credit Facilities could proceed against the collateral granted to them to secure that indebtedness.

We rely on contractual arrangements and other payments, advances and transfers of funds from our operating subsidiaries to meet our debt service and other obligations.

We conduct all of our operations through certain of our subsidiaries, and we have no significant assets other than cash of \$42.8 million as of September 30, 2016 held domestically at corporate entities and the capital stock or other control rights of our subsidiaries. As a result, we rely on payments from contractual arrangements, such as intellectual property royalty, network fee and management services agreements. In addition, we also rely upon intercompany loan repayments and other payments from our operating subsidiaries to meet any existing or future debt service and other obligations, a substantial portion of which are denominated in U.S. dollars. The ability of our operating subsidiaries to pay dividends or to make distributions or other payments to their parent companies or directly to us will depend on their respective operating results and may be restricted by, among other things, the laws of their respective jurisdictions of organization, regulatory requirements, agreements entered into by those operating subsidiaries and the covenants of any existing or future outstanding indebtedness that we or our subsidiaries may incur. For example, our VIE institutions generally are not permitted to pay dividends. Further, because most of our income is generated by our operating subsidiaries in non-U.S. dollar denominated currencies, our ability to service our U.S. dollar denominated debt obligations may be impacted by any strengthening of the U.S. dollar compared to the functional currencies of our operating subsidiaries.

Disruptions of the credit and equity markets worldwide may impede or prevent our access to the capital markets for additional funding to expand our business and may affect the availability or cost of borrowing under our existing senior secured credit facilities.

The credit and equity markets of both mature and developing economies have historically experienced extraordinary volatility, asset erosion and uncertainty, leading to governmental intervention in the banking sector in the United States and abroad. If these market disruptions occur in the future, we may not be able to access the capital markets to obtain funding needed to refinance our existing indebtedness or expand our business. In addition, changes in the capital or other legal requirements

applicable to commercial lenders may affect the availability or increase the cost of borrowing under our Senior Secured Credit Facilities. If we are unable to obtain needed capital on terms acceptable to us, we may need to limit our growth initiatives or take other actions that materially adversely affect our business, financial condition, results of operations and cash flows.

Failure to obtain additional capital in the future could materially adversely affect our ability to grow.

We believe that our cash flows from operations, cash, investments and borrowings under our multi-currency revolving credit facility will be adequate to fund our current operating plans for the foreseeable future. However, we may need additional debt or equity financing in order to finance our continued growth and to fund the put/call arrangements with certain minority stockholders. In addition, we may be required to buy additional interests in certain higher education institutions and redeem the shares of our Series A Preferred Stock at specified times in the future. The amount and timing of such additional financing will vary principally depending on the timing and size of acquisitions and new institution openings, the willingness of sellers to provide financing for future acquisitions and the cash flows from our operations. Given current global macro conditions, companies with emerging market exposure have been more affected by recent market volatility, and during the past year this has been reflected in the trading level of our Senior Notes, which have at various times traded at a significant discount to par. During the second quarter of 2015, one of the leading U.S. credit rating agencies downgraded our credit rating one notch and during the second quarter of 2016, another of the leading U.S. credit rating agencies downgraded our credit rating one notch. A significantly discounted trading price for our notes, as well as the reduced credit rating, could materially and adversely affect our ability to obtain additional debt financing in the future. To the extent that we require additional financing in the future and are unable to obtain such additional financing, we may not be able to fully implement our growth strategy.

Our variable rate debt exposes us to interest rate risk which could materially adversely affect our cash flow.

Borrowings under our Senior Secured Credit Facilities and certain local credit facilities bear interest at variable rates and other debt we incur also could be variable-rate debt. If market interest rates increase, variable-rate debt will create higher debt service requirements, which could materially adversely affect our cash flow. If these rates were to increase significantly, the risks related to our substantial debt would intensify. While we have and may in the future enter into agreements limiting our exposure to higher interest rates, any such agreements may not offer complete protection from this risk. Based on our outstanding variable-rate debt as of September 30, 2016, after factoring in the interest rate floor in our Senior Secured Credit Facilities, an increase of 1% in interest rates would result in an increase in interest expense of approximately \$21.9 million on an annual basis.

Risks Relating to Investing in Our Class A Common Stock

Our status as a public benefit corporation may not result in the benefits that we anticipate.

We are a public benefit corporation under Delaware law. As a public benefit corporation we are required to balance the financial interests of our stockholders with the best interests of those stakeholders materially affected by our conduct, including particularly those impacted by the specific benefit purpose relating to education set forth in our certificate of incorporation. In addition, there is no assurance that the expected positive impact from being a public benefit corporation will be realized. Accordingly, being a public benefit corporation and complying with our related obligations could negatively impact our ability to provide the highest possible return to our stockholders.

As a public benefit corporation, we are required to publicly disclose a report at least biennially on our overall public benefit performance and on our assessment of our success in achieving our specific public benefit purpose. If we are not timely or are unable to provide this report, or if the report is not

viewed favorably by parties doing business with us or regulators or others reviewing our credentials, our reputation and status as a public benefit corporation may be harmed.

As a public benefit corporation, our focus on a specific public benefit purpose and producing a positive effect for society may negatively influence our financial performance.

As a public benefit corporation, since we do not have a fiduciary duty solely to our stockholders, we may take actions that we believe will benefit our students and the surrounding communities, even if those actions do not maximize our short- or medium-term financial results. While we believe that this designation and obligation will benefit the Company given the importance to our long-term success of our commitment to education, it could cause our board of directors to make decisions and take actions not in keeping with the short-term or more narrow interests of our stockholders. Any longer-term benefits may not materialize within the timeframe we expect or at all and may have an immediate negative effect. For example:

- we may choose to revise our policies in ways that we believe will be beneficial to our students and their communities in the long term, even though the changes may be costly in the short- or medium-term;
- we may take actions, such as modernizing campuses to provide students with the latest technology, even though these actions may be more costly than other alternatives;
- we may be influenced to pursue programs and services to demonstrate our commitment to our students and communities even though there is no immediate return to our stockholders; or
- in responding to a possible proposal to acquire the Company, our board of directors may be influenced by the interests of our employees, students, teachers and others whose interests may be different from the interests of our stockholders.

We may be unable or slow to realize the long-term benefits we expect from actions taken to benefit our students and communities in which we operate, which could materially adversely affect our business, financial condition and results of operations, which in turn could cause our stock price to decline.

An active, liquid trading market for our Class A common stock may not develop or be sustained.

Prior to this offering, there has not been a public market for our Class A common stock. We cannot predict the extent to which investor interest in our company will lead to the development of a trading market on Nasdaq or elsewhere, or how active and liquid that market may become. If an active and liquid trading market does not develop or is not maintained, you may have difficulty selling any of our Class A common stock that you purchase. The initial public offering price for the shares was determined by negotiations between us and the underwriters and may not be indicative of prices that will prevail in the open market following this offering. The market price of our Class A common stock may decline below the initial offering price, and you may be unable to sell your shares of our Class A common stock at or above the price you paid in this offering, or at all.

You will suffer immediate and substantial dilution in the net tangible book value of the shares of Class A common stock you purchase in this offering.

The purchasers of our Class A common stock will suffer immediate dilution of approximately \$(27.24) per share in net tangible book value after giving effect to the sale of 35,000,000 shares of our Class A common stock in this offering at the initial public offering price, after deducting estimated underwriting discounts and commissions and estimated offering expenses payable by us. We also have a large number of outstanding options to purchase Class B common stock with exercise prices that are below the estimated initial public offering price of our Class A common stock. In addition, shares of

our Series A Preferred Stock are convertible, in certain circumstances, into shares of our Class A common stock. To the extent that these options are exercised or the shares of Series A Preferred Stock are converted, you will experience further dilution. See “Dilution.”

The price of our Class A common stock may be volatile, and you could lose all or part of your investment.

The trading price of our Class A common stock following this offering may fluctuate substantially and may be higher or lower than the initial public offering price. The trading price of our Class A common stock following this offering will depend on a number of factors, including those described in this “Risk Factors” section, many of which are beyond our control and may not be related to our operating performance. These fluctuations could cause you to lose all or part of your investment in our Class A common stock as you may be unable to sell your shares at or above the price you paid in this offering, or at all. Factors that could cause fluctuations in the trading price of our Class A common stock include the following:

- quarterly variations in our results of operations;
- results of operations that vary from the expectations of securities analysts and investors;
- results of operations that vary from those of our competitors;
- changes in expectations as to our future financial performance, including financial estimates by securities analysts and investors;
- our or our competitors’ introduction of new institutions, new programs, concepts or pricing policies;
- announcements by us, our competitors or our vendors of significant acquisitions, joint marketing relationships, joint ventures or capital commitments;
- changes in conditions in the education industry, the financial markets or the economy as a whole;
- failure of any of our institutions to secure or maintain accreditation or licensure;
- announcements of regulatory or other investigations, adverse regulatory action by any regulatory body including those overseas or the DOE, state agencies or accrediting agencies, regulatory scrutiny of our operations or operations of our competitors or lawsuits filed against us or our competitors;
- announcements by third parties of significant claims or proceedings against us;
- the size of our public float;
- changes in senior management or key personnel;
- changes in our dividend policy;
- adverse resolution of new or pending litigation against us;
- issuances, exchanges or sales, or expected issuances, exchanges or sales of our capital stock; and
- general domestic and international economic conditions.

In the past, following periods of market volatility, stockholders have instituted securities class action litigation. We may be the target of this type of litigation in the future. If we were to become involved in securities litigation, it could have a substantial cost and divert resources and the attention of our management team from our business regardless of the outcome of such litigation.

In addition, price volatility may be greater if the public float and trading volume of our Class A common stock is low. As a result, you may suffer a loss on your investment.

If we or our existing investors sell additional shares of our Class A common stock or shares of our Series A Preferred Stock are converted into shares of our Class A common stock after this offering, the market price of our Class A common stock could decline.

The market price of our Class A common stock could decline as a result of sales of a large number of shares of Class A common stock in the market after this offering, or the perception that such sales could occur. These sales, or the possibility that these sales may occur, also might make it more difficult for us to raise capital through future sales of equity securities at a time and at a price that we deem appropriate, or at all. After the completion of this offering, we will have 35,000,000 shares of Class A common stock outstanding.

We, our directors and executive officers and holders of substantially all of our outstanding common stock (including Wengen and the IFC Investors (other than the Korean Investment Corporation, which holds 1,390,902 shares of our common stock)) have agreed not to (i) offer, pledge, sell, contract to sell, sell any option or contract to purchase, purchase any option or contract to sell, grant any option, right or warrant to purchase, lend or otherwise transfer or dispose of, directly or indirectly, any shares of Class A common stock or any securities convertible into or exercisable or exchangeable for shares of Class A common stock; (ii) file any registration statement with the SEC relating to the offering of any shares of Class A common stock or any securities convertible into or exercisable or exchangeable for Class A common stock or (iii) enter into any swap or other arrangement that transfers to another, in whole or in part, any of the economic consequences of ownership of Class A common stock, without the consent of the representatives of the underwriters for a period of 180 days from the date of this prospectus, subject to certain exceptions. On an as converted basis, these shares will represent approximately 81.1% of our outstanding Class A common stock after this offering. Our Class A common stock that is issued upon conversion of our Class B common stock also may be sold pursuant to Rule 144 under the Securities Act, depending on their holding period and subject to restrictions in the case of shares held by persons deemed to be our affiliates. As restrictions on resale end or if these stockholders exercise their registration rights, the market price of our stock could decline if the holders of restricted shares sell them or are perceived by the market as intending to sell them. See “Certain Relationships and Related Party Transactions—Registration Rights Agreement” and “Shares Eligible for Future Sale.”

In addition, pursuant to the Note Exchange Agreements, we will exchange \$250.0 million in aggregate principal amount of Senior Notes for shares of our Class A common stock. We expect the exchange to be completed within one year and one day after the consummation of this offering, subject to certain exceptions that could result in the exchange being completed prior to that time. The number of shares of Class A common stock issuable will equal 104.625% of the aggregate principal amount of Senior Notes to be exchanged, or \$261.6 million, divided by \$14.00, the initial public offering price per share of Class A common stock in this offering. Assuming the completion of the exchange transaction on the one-year anniversary of this offering, we expect to issue an aggregate of 18,683,036 shares of Class A common stock. The shares of Class A common stock issued upon completion of the exchange will not be subject to any lock up agreements and may be sold pursuant to Rule 144 under the Securities Act, depending on their holding period and subject to restrictions in the case of shares held by persons deemed to be our affiliates. As restrictions on resale end, the market price of our Class A common stock could decline if the holders of restricted shares sell them or are perceived by the market as intending to sell them.

In addition, the holders of the shares of Series A Preferred Stock may convert their shares of Series A Preferred Stock into shares of our Class A common stock within one year and one day after the consummation of this offering, subject to certain exceptions that could result in the holders being

able to convert their shares of Series A Preferred Stock prior to that time. The number of shares of Class A common stock issuable upon conversion will depend upon, among other things, the number of shares of Class A common stock sold and the initial public offering price per share of Class A common stock in this offering. At the initial public offering price of \$14.00 per share, and assuming all interest is paid in cash through the conversion date and the completion of the exchange transaction on the one-year anniversary of this offering, we expect to issue an aggregate of 33,613,446 shares of Class A common stock. Depending on when and in what manner the shares of Series A Preferred Stock are converted, the shares of Class A common stock issued upon conversion may or may not be subject to any lock up agreements and may be sold pursuant to Rule 144 under the Securities Act, depending on their holding period and subject to restrictions in the case of shares held by persons deemed to be our affiliates. As restrictions on resale end, the market price of our Class A common stock could decline if the holders of restricted shares sell them or are perceived by the market as intending to sell them. For more information on our Series A Preferred Stock, see “Description of Capital Stock—Preferred Stock—Series A Preferred Stock.”

As of September 30, 2016, after giving effect to the recapitalization of our existing common stock into an equivalent number of shares of our Class B common stock and the authorization of our Class A common stock, 133,300,971 shares of our Class B common stock were outstanding, in addition to 31,905 shares of Class B common stock that are subject to forfeiture and substantial restrictions on transfer (the “restricted shares”). Such amount excludes 5,432,438 shares of Class B common stock issuable upon the exercise of outstanding vested stock options under the 2007 Stock Incentive Plan (the “2007 Plan”), 91,874 shares of Class B common stock subject to outstanding unvested stock options under the 2007 Plan, 2,469,551 shares of Class B common stock issuable upon the exercise of outstanding vested stock options under the 2013 Long-Term Incentive Plan (the “2013 Plan”), 2,866,662 shares of Class B common stock subject to outstanding unvested stock options under the 2013 Plan, 1,296,621 shares of Class A common stock and/or Class B common stock reserved for future issuance under the 2013 Plan, 7,431 shares of Class B common stock reserved for future issuance under the Post-2004 DCP, 2,773,098 shares of Class B common stock issuable upon exercise of options granted to Mr. Becker in exchange for the liquidation of certain of his Executive Profits Interests, and all shares of Class A common stock issuable upon conversion of the Series A Preferred Stock. See “Executive Compensation” for information relating to the terms of the restricted shares, the Post-2004 DCP, Mr. Becker’s Executive DCP and Mr. Becker’s Executive Profits Interests. All of our outstanding shares of Class B common stock (other than the restricted shares) will first become eligible for resale 180 days after the date of this prospectus. Sales of a substantial number of shares of our Class B common stock, which will automatically convert into Class A common stock upon sale, could cause the market price of our Class A common stock to decline.

Because we have no current plans to pay cash dividends on our common stock for the foreseeable future, and our debt arrangements and the Series A Preferred Stock place certain restrictions on our ability to do so, you may not receive any return on investment unless you sell your Class A common stock for a price greater than that which you paid for it.

We may retain future earnings, if any, for future operation, expansion, debt repayment and the possible mandatory redemption of the shares of Series A Preferred Stock pursuant to the terms of the certificate of designations governing our Series A Preferred Stock (the “Certificate of Designations”) and have no current plans to pay any cash dividends for the foreseeable future. Any decision to declare and pay dividends in the future will be made at the discretion of our board of directors and will depend on, among other things, our results of operations, financial condition, cash requirements, contractual restrictions, restrictions on dividends imposed by the Certificate of Designations and other factors that our board of directors may deem relevant. In addition, our ability to pay dividends may be limited by covenants of any existing and future outstanding indebtedness we or our subsidiaries incur, including our Senior Secured Credit Facilities and the indenture governing our outstanding notes, and

the terms of our Series A Preferred Stock. See “Description of Certain Indebtedness” For more information on our Series A Preferred Stock, see “Description of Capital Stock—Preferred Stock—Series A Preferred Stock.” In addition, we are permitted under the terms of our debt instruments to incur additional indebtedness, which may restrict or prevent us from paying dividends on our common stock. Furthermore, our ability to declare and pay dividends may be limited by instruments governing future outstanding indebtedness we may incur. As a result, you may not receive any return on an investment in our Class A common stock unless you sell your Class A common stock for a price greater than that which you paid for it.

The dual class structure of our common stock as contained in our certificate of incorporation has the effect of concentrating voting control with those stockholders who held our stock prior to this offering, including Wengen and our executive officers, employees and directors and their affiliates, and limiting your ability to influence corporate matters.

Each share of our Class B common stock will be entitled to ten votes per share, and each share of our Class A common stock, which is the class of stock we are offering, has one vote per share. Stockholders who hold shares of Class B common stock, including Wengen, and our executive officers, employees and directors and their affiliates, will together hold approximately 97.4% of the voting power of our outstanding capital stock following this offering, and therefore will have significant influence over the management and affairs of the Company and control over all matters requiring stockholder approval, including election of directors and significant corporate transactions, such as a merger or other sale of our company or its assets, for the foreseeable future. Because of the 10-to-1 voting ratio between our Class B and Class A common stock, the holders of our Class B common stock collectively will continue to control a majority of the combined voting power of our common stock even when the shares of Class B common stock represent less than a majority of the outstanding shares of our Class A and Class B common stock. See “Description of Capital Stock.”

The Wengen Investors will have control over our decisions to enter into any corporate transaction and the ability to prevent any transaction that requires stockholder approval regardless of whether others believe that the transaction is in our best interests. So long as the Wengen Investors continue to have an indirect interest in a majority of our outstanding Class B common stock, they will have the ability to control the vote in any election of directors. This concentrated control will limit your ability to influence corporate matters for the foreseeable future and, as a result, the market price of our Class A common stock could be materially adversely affected. In addition, upon the consummation of this offering we expect to enter into an amendment and restatement of the Wengen Securityholders’ Agreement dated as of July 11, 2007, by and among Wengen and the other parties thereto (as amended and restated from time to time, the “Wengen Securityholders’ Agreement”), pursuant to which certain of the Wengen Investors will have certain rights to appoint directors to our board of directors and its committees. See “Certain Relationships and Related Party Transactions—Agreements with Wengen.”

In addition, the Wengen Investors are in the business of making or advising on investments in companies and may hold, and may from time to time in the future acquire, interests in or provide advice to businesses that directly or indirectly compete with certain portions of our business or are suppliers or customers of ours.

The Certificate of Designations governing the terms of our Series A Preferred Stock contains rights and privileges that may adversely affect the holders of our Class A common stock, and, if we are unable to redeem the shares of Series A Preferred Stock when required, the holders of the shares of Series A Preferred Stock could take control of our board of directors and force a sale of the Company.

So long as there are shares of Series A Preferred Stock outstanding, the holders of such security are entitled to annual dividends and have seniority upon any distribution of the Company’s cash and other assets. The holders of Series A Preferred Stock also have veto power over certain corporate

matters, such as (i) amending or repealing any provision of our certificate of incorporation or bylaws that would adversely affect the rights, preferences, privileges or voting powers of the Series A Preferred Stock, including any amendment that would increase or decrease the authorized number of shares of Series A Preferred Stock, (ii) if it is not a follow-on public offering after this offering in which the holders of the Series A Preferred Stock receive net proceeds not less than the Priority Amount, the first public offering of our common stock following a QPO (as defined below) or an initial public offering that is not a QPO, and (iii) any proposed initial public offering that is not a QPO. The holders of shares of the Series A Preferred Stock may have interests adverse to holders of our Class A common stock and the exercise of such rights may have a negative impact on the value of Class A common stock or the amount of cash or other assets the holders of our common stock may receive in connection with a distribution or merger, consolidation or share exchange.

In addition, if we fail to redeem the shares of Series A Preferred Stock when required after the fifth anniversary of the issue date, the holders of the Series A Preferred Stock are entitled to appoint two members to our board of directors and the dividend rate increases to 18.0% per annum. For a period of 120 days following the appointment of such directors, we must work in good faith with the holders of the Series A Preferred Stock to structure a mutually agreeable capital fundraising transaction to redeem the then outstanding shares of Series A Preferred Stock. If, after such 120 day period, any shares of Series A Preferred Stock remain outstanding, the holders of the Series A Preferred Stock may nominate a number of individuals to our board of directors such that after such nomination the holders of the Series A Preferred Stock control a majority of our board of directors and, after which, the holders of Series A Preferred Stock may cause a sale of the Company and/or cause the Company to raise debt or equity capital in an amount sufficient to redeem the remaining outstanding shares of Series A Preferred Stock.

Following Closing, and so long as the shares of Series A Preferred Stock are outstanding, we will be subject to certain financial covenants relating to total net leverage and trailing 12 months revenue and Adjusted EBITDA (as defined in the Stockholders Agreement). Failure by the Company to satisfy these covenants would result in the holders of the Series A Preferred Stock obtaining certain remedies, including (i) the ability to appoint an individual to advise the board of directors on improving the Company's growth and profitability and (ii) consent to (A) the incurrence of additional indebtedness and acquisitions of assets and (B) the establishment of new schools by the Company. In addition, we would be required to implement a one-time cost reduction program.

For more information on our Series A Preferred Stock, see "Description of Capital Stock—Preferred Stock—Series A Preferred Stock."

We will incur increased costs as a result of being a public company, and the requirements of being a public company may divert management's attention from our business and materially adversely affect our financial results.

As a public company, we will be subject to a number of additional requirements, including the reporting requirements of the Securities Exchange Act of 1934, as amended (the "Exchange Act"), the Sarbanes-Oxley Act, the Dodd-Frank Wall Street Reform and Consumer Protection Act of 2010 and the Nasdaq listing standards. These requirements will cause us to incur increased costs and might place a strain on our systems and resources. The Exchange Act requires, among other things, that we file annual, quarterly and current reports with respect to our business and financial condition. The Sarbanes-Oxley Act requires, among other things, that we maintain effective disclosure controls and procedures and internal control over financial reporting. In order to maintain and improve the effectiveness of our disclosure controls and procedures and internal control over financial reporting, significant resources and management oversight will be required. As a result, our management's attention might be diverted from other business concerns, which could have a material adverse effect on our business, results of operations and financial condition. We may not be successful in

implementing these requirements and implementing them could materially adversely affect our business, results of operations and financial condition. Furthermore, we might not be able to retain our independent directors or attract new independent directors for our committees.

In addition, the need to establish the corporate infrastructure demanded of a public company may direct management's attention, from implementing our business strategy, which could prevent us from improving our business, financial condition and results of operations. We have made, and will continue to make, changes to our internal controls, including information technology controls, and procedures for financial reporting and accounting systems to meet our reporting obligations as a public company. However, the measures we take may not be sufficient to satisfy our obligations as a public company. If we do not continue to develop and implement the right processes and tools to manage our changing enterprise and maintain our culture, our ability to compete successfully and achieve our business objectives could be impaired, which could materially adversely affect our business, financial condition and results of operations. In addition, we cannot predict or estimate the amount of additional costs we may incur to comply with these requirements. We anticipate that these costs will materially increase our general and administrative expenses.

We are a "controlled company" within the meaning of the Nasdaq rules and, as a result, will qualify for, and intend to rely on, exemptions from certain corporate governance requirements. You will not have the same protections afforded to stockholders of companies that are subject to such requirements.

After completion of this offering, Wengen will continue to control a majority of the voting power of our outstanding common stock. As a result, we are a "controlled company" within the meaning of the Nasdaq corporate governance standards. Under these rules, a company of which more than 50% of the voting power is held by an individual, group or another company is a "controlled company" and may elect not to comply with certain corporate governance requirements, including:

- the requirement that a majority of the board of directors consist of independent directors;
- the requirement that we have a nominating/corporate governance committee that is composed entirely of independent directors with a written charter addressing the committee's purpose and responsibilities;
- the requirement that we have a compensation committee that is composed entirely of independent directors with a written charter addressing the committee's purpose and responsibilities; and
- the requirement for an annual performance evaluation of the nominating/corporate governance and compensation committees.

Following this offering, we intend to utilize these exemptions. As a result, we will not have a majority of independent directors, our nominating/corporate governance committee and compensation committee will not consist entirely of independent directors and such committees will not be subject to annual performance evaluations. See "Management." Accordingly, for so long as we are a "controlled company," you will not have the same protections afforded to stockholders of companies that are subject to all of the corporate governance requirements of Nasdaq.

Provisions in our certificate of incorporation, Certificate of Designations and bylaws and the Delaware General Corporation Law could make it more difficult for a third party to acquire us and could discourage a takeover and adversely affect the holders of our Class A common stock.

Provisions of our amended and restated certificate of incorporation and amended and restated bylaws, as well as provisions of Delaware law could discourage, delay or prevent a merger, acquisition

or other change in control of the Company, even if such change in control would be beneficial to the holders of our Class A common stock. These provisions include:

- the dual class structure of our common stock;
- authorizing the issuance of “blank check” preferred stock that could be issued by our board of directors to increase the number of outstanding shares and thwart a takeover attempt;
- prohibiting the use of cumulative voting for the election of directors;
- as a public benefit corporation, requiring a two-thirds majority vote of the outstanding stock to effect a non-cash merger with an entity that is not a public benefit corporation with an identical public benefit;
- limiting the ability of stockholders to call special meetings or amend our bylaws;
- following the conversion of all of our Class B common stock into Class A common stock, requiring all stockholder actions to be taken at a meeting of our stockholders;
- establishing advance notice and duration of ownership requirements for nominations for election to the board of directors or for proposing matters that can be acted upon by stockholders at stockholder meetings; and
- certain protective provisions in favor of the holders of Series A Preferred Stock.

These provisions could also discourage proxy contests and make it more difficult for you and other stockholders to elect directors of your choosing and cause us to take other corporate actions you desire. In addition, because our board of directors is responsible for appointing the members of our management team, these provisions could in turn affect any attempt by our stockholders to replace current members of our management team.

We may issue additional shares of preferred stock in the future, which could make it difficult for another company to acquire us or could otherwise adversely affect holders of our Class A common stock, which could depress the price of our Class A common stock.

Our amended and restated certificate of incorporation authorizes us to issue one or more additional series of preferred stock. Our board of directors will have the authority to determine the preferences, limitations and relative rights of any additional shares of preferred stock and to fix the number of shares constituting any series and the designation of such series, without any further vote or action by our stockholders. Our additional series of preferred stock could be issued with voting, liquidation, dividend and other rights superior to the rights of our Class A common stock. The potential issuance of an additional series of preferred stock may delay or prevent a change in control of us, discourage bids for our Class A common stock at a premium to the market price, and materially adversely affect the market price and the voting and other rights of the holders of our Class A common stock.

The provision of our certificate of incorporation requiring exclusive venue in the Court of Chancery in the State of Delaware for certain types of lawsuits may have the effect of discouraging lawsuits against our directors and officers.

Our amended and restated certificate of incorporation requires, to the fullest extent permitted by law, that (a) any derivative action or proceeding brought on our behalf, (b) any action asserting a claim of breach of a fiduciary duty owed by any of our directors, officers or other employees to us or our stockholders, (c) any action asserting a claim against us arising pursuant to any provision of the Delaware General Corporation Law (the “DGCL”) or our amended and restated certificate of incorporation or the bylaws or (d) any action asserting a claim against us governed by the internal

affairs doctrine will have to be brought only in the Court of Chancery in the State of Delaware. Any person or entity purchasing or otherwise acquiring any interest in shares of our capital stock is deemed to have notice of and to have consented to the provisions of our amended and restated certificate of incorporation described above. This choice of forum provision may limit a stockholder's ability to bring a claim in a judicial forum that it finds favorable for disputes with us or any of our directors, officers, other employees or stockholders, which may discourage lawsuits with respect to such claims. Alternatively, if a court were to find the choice of forum provision contained in our certificate of incorporation to be inapplicable or unenforceable in an action, we may incur additional costs associated with resolving such action in other jurisdictions, which could materially adversely affect our business, financial condition, results of operations and cash flows.

If securities analysts do not publish research or reports about our business or if they publish unfavorable commentary about us or our industry or downgrade our Class A common stock, the trading price of our Class A common stock could decline.

We expect that the trading price for our Class A common stock will be affected by any research or reports that securities analysts publish about us or our business. If one or more of the analysts who may elect to cover us or our business downgrade their evaluations of our Class A common stock, the price of our Class A common stock would likely decline. We may be unable or slow to attract research coverage and if one or more analysts cease coverage of our company, we could lose visibility in the market for our Class A common stock, which in turn could cause our stock price to decline.

SPECIAL NOTE REGARDING FORWARD-LOOKING STATEMENTS

This prospectus contains “forward-looking statements” within the meaning of the federal securities laws, which involve risks and uncertainties. You can identify forward-looking statements because they contain words such as “believes,” “expects,” “may,” “will,” “should,” “seeks,” “approximately,” “intends,” “plans,” “estimates” or “anticipates” or similar expressions that concern our strategy, plans or intentions. All statements we make relating to estimated and projected earnings, costs, expenditures, cash flows, growth rates and financial results are forward-looking statements. In addition, we, through our senior management, from time to time make forward-looking public statements concerning our expected future operations and performance and other developments. All of these forward-looking statements are subject to risks and uncertainties that may change at any time, and, therefore, our actual results may differ materially from those we expected. We derive most of our forward-looking statements from our operating budgets and forecasts, which are based upon many detailed assumptions. While we believe that our assumptions are reasonable, we caution that it is very difficult to predict the impact of known factors, and, of course, it is impossible for us to anticipate all factors that could affect our actual results. Important factors that could cause actual results to differ materially from our expectations are disclosed under “Risk Factors” and elsewhere in this prospectus, including, without limitation, in conjunction with the forward-looking statements included in this prospectus. All subsequent written and oral forward-looking statements attributable to us, or persons acting on our behalf, are expressly qualified in their entirety by the factors discussed in this prospectus. Some of the factors that we believe could affect our results include:

- the risks associated with our operation of an increasingly global business, including complex management, foreign currency, legal, tax and economic risks;
- our ability to effectively manage the growth of our business;
- our ability to continue to make acquisitions and to successfully integrate and operate acquired businesses;
- the development and expansion of our global education network and the effect of new technology applications in the educational services industry;
- the effect of existing laws governing our business or changes in those laws;
- changes in the political, economic and business climate in the international or the U.S. markets where we operate;
- risks of downturns in general economic conditions and in the educational services and education technology industries;
- possible increased competition from other educational service providers;
- market acceptance of new service offerings by us or our competitors and our ability to predict and respond to changes in the markets for our educational services;
- the effect on our business and results of operations from fluctuations in the value of foreign currencies;
- our ability to attract and retain key personnel;
- the fluctuations in revenues due to seasonality;
- our ability to generate anticipated savings from our EiP program or our SSOs;
- our ability to maintain proper and effective internal controls or remediate any of our current material weaknesses necessary to produce accurate financial statements on a timely basis;

- our focus on a specific public benefit purpose and producing a positive effect for society may negatively influence our financial performance; and
- the future trading prices of our Class A common stock and the impact of any securities analysts' reports on these prices.

We caution you that the foregoing list of important factors may not contain all of the material factors that are important to you. In addition, in light of these risks and uncertainties, the matters referred to in the forward-looking statements contained in this prospectus may not in fact occur. We undertake no obligation to publicly update or revise any forward-looking statement as a result of new information, future events or otherwise, except as otherwise required by law.

USE OF PROCEEDS

We estimate that our net proceeds from the sale of 35,000,000 shares (or 40,250,000 shares if the underwriters exercise in full their option to purchase additional shares of Class A common stock) of our Class A common stock being offered by us pursuant to this prospectus at the initial public offering price of \$14.00 per share, after deducting estimated underwriting discounts and commissions and estimated offering expenses payable by us, will be approximately \$456.5 million (or \$526.3 million if the underwriters exercise in full their option to purchase additional shares of Class A common stock).

We intend to use the net proceeds from this offering to repay, redeem or repurchase our outstanding Senior Notes, our term loans under our Senior Secured Credit Facilities and/or the seller notes used to partially finance the acquisition of FMU Group. We have not yet determined whether we will repay the Senior Notes through tender offers, open market repurchases or redemption. If the underwriters exercise in full their option to purchase additional shares of Class A common stock, we intend to use such proceeds for general corporate purposes, including the further repayment, redemption or repurchase of certain of our indebtedness.

As of September 30, 2016, there was approximately \$1.4 billion aggregate principal amount of Senior Notes outstanding, which bear interest at a rate of 9.250% per annum and mature on September 1, 2019. As of the date of this prospectus, we have not caused a registration statement to be declared effective to complete the registration requirement for an exchange offer for our Senior Notes. Accordingly, special interest is accruing on such indebtedness at a rate equal to 0.75% per annum. There is approximately \$1.5 billion of term loans outstanding under our Senior Secured Credit Facilities with approximately \$282.6 million outstanding that have a maturity date of June 16, 2018, which as of September 30, 2016, bears interest at a rate of 5.0% per annum. Upon the closing and funding of the purchase price of the Series A Preferred Stock offering in full, which was a qualified equity issuance under our Senior Secured Credit Facilities, the applicable LIBOR margin for the 2021 Extended Term Loan under our Senior Secured Credit Facilities was reduced to 7.5% and the applicable ABR margin was reduced to 6.5%. The applicable LIBOR margin for the revolving credit line under our Senior Secured Credit Facilities was reduced to 3.75% and the applicable ABR margin was reduced to 2.75%. In addition, the additional scheduled payment on such 2021 Extended Term Loan in the amount of \$62.5 million will not be required under our Senior Secured Credit Facilities. The FMU seller notes have an outstanding balance of \$97.6 million, mature on September 12, 2017, and bear interest of approximately 14% based on the Certificados de Depositos Interbancarios (“CDI”) rate, a published index, as of September 30, 2016.

Affiliates of certain of the underwriters hold a portion of the Senior Notes and/or the term loans under our Senior Secured Credit Facilities, and as a result, may receive a portion of the proceeds from this offering. See “Underwriting.”

DIVIDEND POLICY

We currently do not anticipate paying any cash dividends on our Class A common stock or Class B common stock in the foreseeable future. We expect to retain our future earnings, if any, for use in the operation and expansion of our business. The terms of our senior secured credit agreement governing our Senior Secured Credit Facilities, the indenture governing our outstanding Senior Notes and the Certificate of Designations governing our Series A Preferred Stock limit our ability to pay cash dividends in certain circumstances. Furthermore, if we are in default under the senior secured credit agreement governing our Senior Secured Credit Facilities or the indenture governing our outstanding Senior Notes, our ability to pay cash dividends will be limited in the absence of a waiver of that default or an amendment to such agreement or such indenture. In addition, our ability to pay cash dividends on shares of our Class A common stock may be limited by restrictions on our ability to obtain sufficient funds through dividends from our subsidiaries. For more information on our senior secured credit agreement governing our Senior Secured Credit Facilities and the indenture governing our outstanding Senior Notes, see “Description of Certain Indebtedness” and for more information on our Series A Preferred Stock, see “Description of Capital Stock—Preferred Stock—Series A Preferred Stock.” Subject to the foregoing, the payment of cash dividends in the future, if any, will be at the discretion of our board of directors and will depend upon such factors as earnings levels, capital requirements, our overall financial condition and any other factors deemed relevant by our board of directors.

We made cash distributions on our common stock in an aggregate amount of \$19.0 million, \$5.3 million and \$22.9 million in 2015, 2014 and 2013, respectively.

CAPITALIZATION

The following table shows our cash and cash equivalents and our capitalization as of September 30, 2016 on:

- an actual basis;
- an adjusted basis giving effect to the issuance of the Series A Preferred Stock and the application of the net proceeds therefrom; and
- an as further adjusted basis giving effect to the issuance of Class A common stock in this offering and the application of the net proceeds from this offering as described under “Use of Proceeds.” Does not reflect the anticipated exchange of \$250.0 million in aggregate principal amount of Senior Notes for shares of Class A common stock within one year and one day following completion of this offering pursuant to the Note Exchange Agreements. See “Summary—Recent Developments—Senior Note Exchange Transaction.”

You should read this table together with “Use of Proceeds,” “Selected Historical Consolidated Financial and Other Data,” “Management’s Discussion and Analysis of Financial Condition and Results of Operations” and our consolidated financial statements and related notes included elsewhere in this prospectus.

	As of September 30, 2016		
	Actual	As Adjusted	As Further Adjusted
	(Dollar amounts in millions)		
	(unaudited)		
Cash and cash equivalents (includes VIE amounts of \$164.9 million)	\$ 481.5	\$ 704.5	\$ 1,161.0
Indebtedness			
Senior Secured Credit Facilities:			
Multi-currency revolving credit facility(1)	\$ 160.0	\$ —	\$ —
Term loan facilities(2)	1,501.7	1,501.7	1,501.7
Senior Notes due 2019(3)	1,376.7	1,376.7	1,376.7
Other debt, including seller notes(4)	1,251.7	1,251.7	1,251.7
Total debt(5)	4,290.1	4,130.1	4,130.1
Convertible Redeemable Preferred Stock, Series A, \$0.001 par value; no shares authorized, issued and outstanding, actual; 512,000 shares authorized, 400,000 shares issued and outstanding, as adjusted and as further adjusted(6)	—	400.0	400.0
Total Convertible Redeemable Preferred Stock(7)	—	400.0	400.0
Stockholders’ equity			
Preferred stock, \$0.001 par value; 50,000,000 shares authorized, no shares issued and outstanding, actual, 49,488,000 shares authorized, no shares issued and outstanding, as adjusted and as further adjusted	—	—	—
Class A common stock, \$0.004 par value: no shares authorized, issued and outstanding, actual; no shares authorized, issued and outstanding, as adjusted and 700,000,000 shares authorized, 35,000,000 shares issued and outstanding, as further adjusted	—	—	0.1
Class B common stock, \$0.004 par value: no shares authorized, issued and outstanding, actual; no shares authorized, issued and outstanding, as adjusted and 175,000,000 shares authorized, 133,300,971 shares issued and outstanding, as further adjusted	—	—	0.5
Common stock, \$0.004 par value: 175,000,000 shares authorized, 133,300,971 shares issued and outstanding, actual and as adjusted and 700,000,000 shares authorized, no shares issued or outstanding, as further adjusted	0.5	0.5	—
Additional paid-in capital	2,714.2	2,714.2	3,170.6
Accumulated other comprehensive loss	(984.2)	(984.2)	(984.2)
Accumulated deficit	(1,079.0)	(1,079.0)	(1,079.0)
Total Laureate Education, Inc. stockholders’ equity(8)	651.5	651.5	1,108.0
Total capitalization	<u>\$ 4,941.6</u>	<u>\$ 5,181.6</u>	<u>\$ 5,638.1</u>

(1) Consists of a \$325.0 million senior secured multi-currency revolving credit facility with a maturity date of June 2019. As of September 30, 2016, we had borrowed \$160.0 million and had \$0.9 million of outstanding letters of credit which decrease availability, and as such, we had \$164.1 million of availability under this facility. See “Description of Certain Indebtedness.”

We intend to use the net proceeds from this offering to repay, redeem or repurchase our outstanding Senior Notes, our term loans under our Senior Secured Credit Facilities and/or the seller notes used to partially finance the acquisition of FMU Group. See “Use of Proceeds.”

- (2) As of September 30, 2016, consists of a \$282.6 million term loan with a maturity date of June 2018 and a \$1,219.1 million term loan with a maturity date of March 2021. See “Description of Certain Indebtedness.”
- (3) Pursuant to the Note Exchange Agreements, within 60 days after the consummation of this offering, the Existing Holders may require us to repurchase up to an additional \$62.5 million aggregate principal amount of Senior Notes at the redemption price set forth in the indenture governing the Senior Notes that is applicable as of the date of pricing of this offering, plus accrued and unpaid interest and special interest. See “Prospectus Summary—Recent Developments—Senior Note Exchange Agreement.” In accordance with an agreement we entered into with Mr. Becker on December 30, 2016, on the 2016 Executive DCP Closing Date (as defined below), we satisfied the 2016 Executive DCP Obligation (as defined below) to Mr. Becker by paying him \$11.1 million, including \$0.5 million in interest from September 17, 2015 to the 2016 Executive DCP Closing Date. The payment consisted of \$4.6 million in cash and \$6.4 million aggregate principal amount of Senior Notes. See “Executive Compensation—Arrangements with Certain Named Executive Officers—Chairman and Chief Executive Officer Compensation—Executive DCP.”
- (4) Consists of \$259.7 million in capital lease obligations (including sale-leaseback financings), \$706.6 million in notes payable, \$220.7 million in seller notes and \$64.7 million in borrowings against lines of credit. See “Description of Certain Indebtedness—Other Debt.”
- (5) Presented gross of \$47.9 million of unamortized deferred financing costs.
- (6) On December 20, 2016, we issued the initial tranche of \$343 million of Series A Preferred Stock. We issued a second tranche of an aggregate of \$57 million of Series A Preferred Stock on January 18, 2017 and January 23, 2017. See “Prospectus Summary—Recent Developments—Series A Preferred Stock Offering.” The amount presented in the table above includes the gross proceeds from the issuance of both tranches of the Series A Preferred Stock, but does not reflect the impact of offering expenses and arranging and structuring fees of approximately \$17 million, which will reduce the carrying amount of the Series A Preferred Stock on our balance sheet. We are currently assessing certain provisions of the Series A Preferred Stock, including certain contingent redemption and conversion provisions, which may result in the identification of embedded derivatives and/or beneficial conversion features. If embedded derivatives in the Series A Preferred Stock are required to be bifurcated on our balance sheet, the embedded derivatives will be reported as liabilities in our consolidated balance sheets as of December 31, 2016 and/or as of the date of the consummation of this offering. Additionally, if a beneficial conversion feature is required to be recorded, this amount would also be bifurcated and recorded in additional paid-in capital at the time of the offering. This bifurcation would also result in a reduction of the carrying value of Series A Preferred Stock recorded in temporary equity. The value of any liabilities identified may be material.

In our financial statements issued after the consummation of this offering, any items recorded as a liability will be required to be remeasured to their then-current fair value, with the changes to the measured fair value, which changes may also be material, reported in our current earnings. In addition, the accretion of the discounted value of the preferred stock will also affect the Company’s earnings per share. These items would result in changes to our reported net income (loss) as well as to the related earnings (loss) per share in future periods.

- (7) Except for the Convertible Redeemable Preferred Stock, excludes redeemable noncontrolling interests and equity of \$21.4 million, which are located between liabilities and equity on the September 30, 2016 consolidated balance sheet included elsewhere in this prospectus.

DILUTION

If you invest in our Class A common stock, your investment will be diluted immediately to the extent of the difference between the public offering price per share of our Class A common stock and the net tangible book value per share of our Class A and Class B common stock after this offering. Our net tangible book value as of September 30, 2016 was a deficit of approximately \$2.7 billion, or \$(20.14) per share of Class A and Class B common stock. Net tangible book value per share represents the amount of our total tangible assets, less our total liabilities, divided by the number of shares of Class A and Class B common stock outstanding as of September 30, 2016. Total tangible assets represents total assets reduced by goodwill, tradenames, and other intangible assets, net.

Net tangible book value dilution per share to new investors represents the difference between the amount per share paid by purchasers of shares of Class A common stock in this offering and the net tangible book value per share of Class A and Class B common stock immediately after the completion of this offering. After giving effect to our sale of shares of Class A common stock in this offering at the initial public offering price of \$14.00 per share, and after deducting estimated underwriting discounts and commissions and estimated offering expenses payable by us, our net tangible book value as of September 30, 2016 would have been a deficit of approximately \$2.2 billion, or \$(13.24) per share. This represents an immediate increase in net tangible book value of \$6.90 per share to existing stockholders and an immediate dilution in net tangible book value of \$(27.24) per share to investors purchasing Class A common stock in this offering, as illustrated in the following table:

Initial public offering price per share of Class A common stock		\$ 14.00
Net tangible book value per share as of September 30, 2016		\$(20.14)
Increase per share attributable to this offering		<u>\$ 6.90</u>
Net tangible book value per share, as adjusted to give effect to this offering		<u>\$(13.24)</u>
Dilution per share to new investors		<u>\$(27.24)</u>

If the underwriters exercise their option to purchase additional shares of our Class A common stock in full, the as adjusted net tangible book value per share would be \$(12.43) per share, the increase in net tangible book value per share to existing stockholders would be \$7.71 per share and the dilution per share to new investors purchasing shares in this offering would be \$(26.43) per share.

The following table presents, on a pro forma basis as of September 30, 2016, after giving effect to the sale of 35,000,000 shares of Class A common stock and the recapitalization of all of our common stock into 133,300,971 shares of Class B common stock immediately prior to the effectiveness of the registration statement of which this prospectus is a part, the differences between the existing stockholders and the purchasers of shares in this offering with respect to the number of shares purchased from us, the total consideration paid and the average price paid per share:

	Shares Purchased		Total Consideration		Average Price Per Share
	Number	Percent	Amount	Percent	
Existing stockholders	133,300,971	79.2%	\$2,714,764,000	85.6%	\$20.37
New investors	35,000,000	20.8%	\$ 456,500,000	14.4%	\$13.04
Total	168,300,971	100.0%	\$3,171,264,000	100.0%	\$18.84

To the extent that any outstanding options are exercised, new investors will experience further dilution.

The above tables reflect a 4 to 1 reverse stock split of our common stock that we effected prior to the effectiveness of the registration statement of which this prospectus is a part. The tables do not reflect any shares of our Class A Common Stock issued upon exchange for the Senior Notes or upon conversion of shares of our Series A Preferred Stock.

SELECTED HISTORICAL CONSOLIDATED FINANCIAL AND OTHER DATA

Set forth below are selected consolidated financial data of Laureate Education, Inc., at the dates and for the periods indicated. The selected historical statements of operations data and statements of cash flows data for the fiscal years ended December 31, 2015, 2014 and 2013 and balance sheet data as of December 31, 2015 and 2014 have been derived from our historical audited consolidated financial statements included elsewhere in this prospectus. The selected historical statements of operations data and statements of cash flows data for the fiscal years ended December 31, 2012 and 2011 and balance sheet data as of December 31, 2013, 2012 and 2011 have been derived from our historical audited consolidated financial statements not included in this prospectus. The unaudited historical consolidated statement of operations data and statement of cash flows data for the nine months ended September 30, 2016 and 2015 and the unaudited consolidated balance sheet data as of September 30, 2016 have been derived from our historical unaudited consolidated financial statements included elsewhere in this prospectus. We have prepared the unaudited financial information on the same basis as the audited consolidated financial statements and have included, in our opinion, all adjustments that we consider necessary for a fair presentation of the financial information set forth in those statements. The segment data reflects the operating segment change discussed in the section entitled “Presentation of Financial Information.” Our historical results are not necessarily indicative of our future results. The data should be read in conjunction with the consolidated financial statements, related notes, and other financial information included therein. See accompanying historical financial statements of FMU Group and Sociedade Educacional Sul-Rio-Grandense Ltda., which are included because these two acquisitions met the significance thresholds of Rule 3-05 of Regulation S-X.

The selected historical consolidated financial data should be read in conjunction with “Management’s Discussion and Analysis of Financial Condition and Results of Operations” and our consolidated financial statements and related notes included elsewhere in this prospectus.

	Nine Months Ended September 30,		Fiscal Year Ended December 31,				
	2016	2015	2015	2014	2013	2012	2011
(Dollar amounts in thousands)							
(unaudited)							
Consolidated Statements of Operations:							
Revenues	\$3,068,299	\$3,141,156	\$4,291,659	\$4,414,682	\$3,913,881	\$3,567,117	\$3,370,350
Costs and expenses:							
Direct costs	2,697,820	2,795,027	3,760,016	3,838,179	3,418,449	3,148,530	2,943,732
General and administrative expenses	158,566	134,103	194,686	151,215	141,197	110,078	101,383
Loss on impairment of assets	—	—	—	125,788	33,582	58,329	108,467
Operating income	211,913	212,026	336,957	299,500	320,653	250,180	216,768
Interest income	13,305	9,924	13,328	21,822	21,805	19,467	20,020
Interest expense	(314,383)	(300,145)	(398,042)	(385,754)	(350,196)	(307,728)	(276,943)
Loss on debt extinguishment	(17,363)	(1,263)	(1,263)	(22,984)	(1,361)	(4,421)	(3,755)
(Loss) gain on derivatives	(8,235)	(2,618)	(2,607)	(3,101)	6,631	(63,234)	15,242
Settlement of stockholders litigation(1)	—	—	—	—	—	—	(10,000)
Loss from regulatory changes(2)	—	—	—	—	—	(43,716)	—
Other (expense) income, net	(964)	1,268	195	(1,184)	7,499	(5,533)	5,194
Foreign currency exchange gain (loss), net	80,263	(139,416)	(149,178)	(109,970)	(3,102)	14,401	(32,424)
Gain on sale of subsidiaries, net(3)	398,412	—	—	—	—	—	—
Income (loss) from continuing operations before income taxes and equity in net income (loss) of affiliates	362,948	(220,224)	(200,610)	(201,671)	1,929	(140,584)	(65,898)
Income tax (expense) benefit	(35,246)	(81,587)	(117,730)	39,060	(91,246)	(68,061)	(50,230)
Equity in net income (loss) of affiliates, net of tax	20	2,106	2,495	158	(905)	(8,702)	(1,392)
Income (loss) from continuing operations	327,722	(299,705)	(315,845)	(162,453)	(90,222)	(217,347)	(117,520)
Income from discontinued operations, net of tax of \$0, \$0, \$0, \$0, \$0, \$787 and \$1,089, respectively	—	—	—	—	796	4,384	3,215
Gain on sales of discontinued operations, net of tax of \$0, \$0, \$0, \$0, \$1,864, \$179 and \$0, respectively	—	—	—	—	4,350	3,308	—
Net income (loss)	327,722	(299,705)	(315,845)	(162,453)	(85,076)	(209,655)	(114,305)
Net (income) loss attributable to noncontrolling interests	2,817	124	(403)	4,162	15,398	8,597	9,120
Net income (loss) attributable to Laureate Education, Inc.	<u>\$ 330,539</u>	<u>\$ (299,581)</u>	<u>\$ (316,248)</u>	<u>\$ (158,291)</u>	<u>\$ (69,678)</u>	<u>\$ (201,058)</u>	<u>\$ (105,185)</u>

(Dollar amounts in thousands)	Nine Months Ended September 30,		Fiscal Year Ended December 31,				
	2016	2015	2015	2014	2013	2012	2011
	(unaudited)						
Consolidated Statements of Cash Flows:							
Net cash provided by operating activities of continuing operations	\$ 195,970	\$ 220,295	\$ 170,486	\$ 269,156	\$ 277,202	\$ 245,653	\$ 341,069
Net cash provided by (used in) investing activities of continuing operations	392,330	(41,324)	(173,642)	(489,181)	(899,083)	(453,747)	(405,585)
Net cash (used in) provided by financing activities of continuing operations	(572,684)	12,056	34,424	172,586	756,663	124,825	155,483
Net cash provided by (used in) operating activities of discontinued operations	—	—	—	—	344	(6,190)	4,861
Net cash used in investing activities of discontinued operations	—	—	—	—	—	(149)	(2,321)
Net cash provided by (used in) discontinued operations	—	—	—	—	344	(6,339)	2,540
Effects of exchange rate changes on cash	7,182	(34,221)	(34,179)	(50,877)	(12,531)	2,712	(21,619)
Business acquisitions, net of cash acquired	—	(6,705)	(6,705)	(287,945)	(177,550)	203	(22,301)
Payments of contingent consideration for acquisitions	—	—	(1,275)	—	(5,674)	—	—
Segment Data(4):							
Revenues:							
LatAm	\$1,738,315	\$1,775,287	\$2,415,641	\$2,532,451	\$2,340,867	\$2,135,176	\$2,009,151
Europe	331,754	321,081	486,235	533,862	501,398	461,322	440,362
AMEA	309,874	312,928	422,134	405,555	202,251	165,245	144,970
GPS	697,872	737,914	979,920	954,494	872,426	820,270	782,786
Corporate	(9,516)	(6,054)	(12,271)	(11,680)	(3,061)	(14,896)	(6,919)
Total revenues	<u>\$3,068,299</u>	<u>\$3,141,156</u>	<u>\$4,291,659</u>	<u>\$4,414,682</u>	<u>\$3,913,881</u>	<u>\$3,567,117</u>	<u>\$3,370,350</u>
Adjusted EBITDA(5):							
LatAm	\$ 329,440	\$ 323,143	\$ 463,691	\$ 541,975	\$ 466,664	\$ 380,254	\$ 413,722
Europe	25,735	23,630	78,439	72,777	72,745	71,960	57,596
AMEA	36,346	37,823	49,869	30,130	(4,843)	(5,990)	(13,389)
GPS	189,496	175,150	226,804	222,998	205,581	192,944	204,367
Corporate	(100,255)	(83,881)	(115,395)	(94,355)	(93,675)	(92,135)	(86,277)
Total Adjusted EBITDA(5)	<u>\$ 480,762</u>	<u>\$ 475,865</u>	<u>\$ 703,408</u>	<u>\$ 773,525</u>	<u>\$ 646,472</u>	<u>\$ 547,033</u>	<u>\$ 576,019</u>
Other Data:							
Total enrollments (rounded to the nearest thousand):							
LatAm	834,000	809,000	794,000	752,000	617,000	559,000	509,000
Europe	54,000	53,000	62,000	53,000	49,000	43,000	42,000
AMEA	86,000	83,000	84,000	77,000	61,000	45,000	42,000
GPS	73,000	81,000	81,000	77,000	76,000	74,000	69,000
Total	<u>1,047,000</u>	<u>1,026,000</u>	<u>1,021,000</u>	<u>959,000</u>	<u>803,000</u>	<u>721,000</u>	<u>662,000</u>
New enrollments (rounded to the nearest hundred):							
LatAm	389,400	384,600	393,200	344,700	315,400	300,700	266,200
Europe	8,900	9,600	25,400	21,400	19,600	17,500	16,400
AMEA	38,300	39,300	42,800	42,500	21,000	18,100	15,600
GPS	33,200	33,800	43,200	41,000	39,000	40,100	38,700
Total	<u>469,800</u>	<u>467,300</u>	<u>504,600</u>	<u>449,600</u>	<u>395,000</u>	<u>376,400</u>	<u>336,900</u>

(Dollar amounts in thousands)	As of	As of December 31,				
	September 30, 2016	2015	2014	2013	2012	2011
Consolidated Balance Sheets:						
Cash and cash equivalents	\$ 481,471	\$ 458,673	\$ 461,584	\$ 559,900	\$ 427,305	\$ 511,049
Restricted cash and investments(6) . .	176,235	160,585	149,438	361,832	130,953	101,173
Net working capital (deficit) (including cash and cash equivalents)	(422,130)	(412,499)	(515,877)	(205,692)	(363,050)	(308,696)
Property and equipment, net	2,177,596	2,290,900	2,514,319	2,656,726	2,353,014	2,108,438
Goodwill	2,009,278	2,115,897	2,469,795	2,376,678	2,301,138	2,229,485
Tradenames	1,325,613	1,361,125	1,461,762	1,519,737	1,526,339	1,553,984
Other intangible assets, net	51,084	52,197	93,064	29,973	14,915	31,164
Total assets	7,508,457	7,439,116	8,358,124	8,356,675	7,680,047	7,330,706
Total debt, including due to shareholders of acquired companies(7)	4,242,255	4,698,007	4,734,834	4,401,461	3,608,509	3,391,271
Deferred compensation	31,804	32,343	115,575	188,394	182,119	173,175
Total liabilities, excluding debt, due to shareholders of acquired companies and derivative instruments	2,548,387	2,313,923	2,498,611	2,350,067	2,284,464	2,086,055
Redeemable noncontrolling interests and equity	21,365	51,746	43,876	42,165	53,225	70,518
Total Laureate Education, Inc. stockholders' equity	651,530	324,759	1,017,068	1,465,755	1,596,097	1,701,965

- (1) Represents a \$10.0 million expense in connection with the settlement of stockholder litigation in 2011 related to our leveraged buyout in 2007.
- (2) Represents a loss of \$43.7 million from regulatory changes resulting from the deconsolidation of UDLA Ecuador at the end of the third quarter of 2012.
- (3) Represents a gain of approximately \$249.1 million, subject to certain adjustments, resulting from the Swiss Institution Sale that closed on June 14, 2016, and a gain of approximately \$149.0 million, subject to certain adjustments, resulting from the French Institution Sale that closed on July 20, 2016.
- (4) On January 10, 2017, we announced that we plan to combine our Europe and AMEA operations, effective March 31, 2017. The Company is currently evaluating the impact of this combination on its operating segments. See "Presentation of Financial Information."
- (5) We define Adjusted EBITDA as net loss, *before* gain on sales of discontinued operations, net of tax, income from discontinued operations, net of tax, equity in net (income) loss of affiliates, net of tax, income tax expense (benefit), gain on sale of subsidiaries, net, foreign currency exchange loss (income), net, other (income) expense, net, settlement of stockholders litigation (for 2011), loss from regulatory changes (for 2012), loss (gain) on derivatives, loss on debt extinguishment, interest expense and interest income, *plus* depreciation and amortization, stock-based compensation expense, loss on impairment of assets and expenses related to implementation of our EiP initiative. When we review Adjusted EBITDA on a segment basis, we exclude inter-segment revenues and expenses that eliminate in consolidation. Adjusted EBITDA is used in addition to and in conjunction with results presented in accordance with GAAP and should not be relied upon to the exclusion of GAAP financial measures.

We have included Adjusted EBITDA in this prospectus because it is a key measure used by our management and board of directors to understand and evaluate our core operating performance and trends, to prepare and approve our annual budget and to develop short- and long-term operational plans. In particular, the exclusion of certain expenses in calculating Adjusted EBITDA can provide a useful measure for period-to-period comparisons of our core business. Additionally, Adjusted EBITDA is a key input used by the compensation committee of our board of directors and our Chief Executive Officer in connection with the payment of incentive compensation to our executive officers and other members of our management team. Accordingly, we believe that Adjusted EBITDA provides useful information to investors and others in understanding and evaluating our operating results in the same manner as our management and board of directors.

Our use of Adjusted EBITDA has limitations as an analytical tool, and you should not consider it in isolation or as a substitute for analysis of our results as reported under GAAP. Some of these limitations are:

- although depreciation and amortization are non-cash charges, the assets being depreciated and amortized may have to be replaced in the future, and Adjusted EBITDA does not reflect cash capital expenditure requirements for such replacements or for new capital expenditure requirements;
- Adjusted EBITDA does not include impairment charges on long-lived assets;
- Adjusted EBITDA does not reflect changes in, or cash requirements for, our working capital needs;
- Adjusted EBITDA does not consider the potentially dilutive impact of equity-based compensation;
- Adjusted EBITDA does not reflect expenses related to implementation of our EiP program to optimize and standardize our processes; and
- Adjusted EBITDA does not reflect tax payments that may represent a reduction in cash available to us.

Other companies may calculate Adjusted EBITDA differently than the way we do, limiting the usefulness of these items as comparative measures. We believe that the inclusion of Adjusted EBITDA in this prospectus is appropriate to provide additional information to investors about our business. While management believes that these measures provide useful information to investors, the SEC may require that Adjusted EBITDA be presented differently or not at all in filings made with the SEC.

Because of these limitations, you should consider Adjusted EBITDA alongside other financial performance measures, including various cash flow metrics, net loss and our other GAAP results. The following unaudited table sets forth a reconciliation of Adjusted EBITDA to net loss for the periods indicated:

(Dollar amounts in thousands)	Nine Months Ended		Fiscal Year Ended December 31,				
	September 30,		2015	2014	2013	2012	2011
	2016	2015					
	(unaudited)						
Net income (loss)	\$ 327,722	\$(299,705)	\$(315,845)	\$(162,453)	\$(85,076)	\$(209,655)	\$(114,305)
Plus:							
Gain on sales of discontinued operations, net of tax	—	—	—	—	(4,350)	(3,308)	—
Income from discontinued operations, net of tax	—	—	—	—	(796)	(4,384)	(3,215)
Income (loss) from continuing operations	327,722	(299,705)	(315,845)	(162,453)	(90,222)	(217,347)	(117,520)
Plus:							
Equity in net (income) loss of affiliates, net of tax	(20)	(2,106)	(2,495)	(158)	905	8,702	1,392
Income tax expense (benefit)	35,246	81,587	117,730	(39,060)	91,246	68,061	50,230
Income (loss) from continuing operations before income taxes and equity in net (income) loss of affiliates	362,948	(220,224)	(200,610)	(201,671)	1,929	(140,584)	(65,898)
Plus:							
Settlement of stockholders litigation(a)	—	—	—	—	—	—	10,000
Loss from regulatory changes(b)	—	—	—	—	—	43,716	—
Gain on sale of subsidiaries, net(c)	(398,412)	—	—	—	—	—	—
Foreign currency exchange (income) loss, net	(80,263)	139,416	149,178	109,970	3,102	(14,401)	32,424
Other expense (income), net	964	(1,268)	(195)	1,184	(7,499)	5,533	(5,194)
Loss (gain) on derivatives	8,235	2,618	2,607	3,101	(6,631)	63,234	(15,242)
Loss on debt extinguishment	17,363	1,263	1,263	22,984	1,361	4,421	3,755
Interest expense	314,383	300,145	398,042	385,754	350,196	307,728	276,943
Interest income	(13,305)	(9,924)	(13,328)	(21,822)	(21,805)	(19,467)	(20,020)
Operating income	211,913	212,026	336,957	299,500	320,653	250,180	216,768
Plus:							
Depreciation and amortization expense	202,735	209,390	282,946	288,331	242,725	221,235	228,678
EBITDA	414,648	421,416	619,903	587,831	563,378	471,415	445,446
Plus:							
Stock-based compensation expense(d)	28,939	27,222	39,021	49,190	49,512	17,289	22,106
Loss on impairment of assets(e)	—	—	—	125,788	33,582	58,329	108,467
EiP expenses(f)	37,175	27,227	44,484	10,716	—	—	—
Adjusted EBITDA	\$ 480,762	\$ 475,865	\$ 703,408	\$ 773,525	\$646,472	\$ 547,033	\$ 576,019

(a) See footnote (1) above.

(b) See footnote (2) above.

(c) See footnote (3) above.

(d) Represents non-cash, stock-based compensation expense pursuant to the provisions of ASC Topic 718.

(e) Represents non-cash charges related to impairments of long-lived assets. For further details on certain impairment items, see “Management’s Discussion and Analysis of Financial Condition and Results of Operations.”

(f) EiP implementation expenses are related to our enterprise-wide initiative to optimize and standardize our processes, creating vertical integration of procurement, information technology, finance, accounting and human resources, which began in 2014 and is expected to be substantially completed by the end of 2017. EiP includes

the establishment of regional SSOs around the world, as well as improvements to our system of internal controls over financial reporting.

- (6) Restricted cash and investments includes cash equivalents held to collateralize standby letters of credit in favor of the DOE in order to allow our U.S. Institutions to participate in the Title IV program. In addition, we may have restricted cash in escrow pending potential acquisition transactions, or otherwise have cash that is not immediately available for use in current operations.
- (7) Includes current portion of long-term debt and current portion of due to shareholders of acquired companies.

Return on Incremental Invested Capital (“ROIIC”) is not a recognized measure under GAAP. We believe ROIIC is a relevant metric for investors because it measures how effectively we deploy capital to generate operating profit. We define ROIIC as the change in operating income (as adjusted) for the four-year period ended December 31, 2015 divided by the change in net invested capital for the four-year period ended December 31, 2014. We believe comparing the change in operating income (as adjusted) for the four-year period ended December 31, 2015 versus the change in net invested capital for the four-year period ended December 31, 2014 is a representative reflection of the returns our incremental capital investments generate because it only includes capital deployed for more than 12 months, resulting in a full-year impact on operating income (as adjusted). We believe a four-year measurement period is more representative of the returns we expect to generate on our investments. Our method of calculating ROIIC may differ from the methods other companies use to calculate ROIIC and may be calculated over different time periods. We encourage you to understand the methods other companies use to calculate ROIIC before comparing their ROIIC to ours. The following table presents the calculation of ROIIC:

(Dollars in thousands):	Fiscal Year Ended December 31,	
	2011	2015
NUMERATOR:		
Operating income	\$ 216,768	\$ 336,957
Loss on impairment of assets	108,467	—
EiP implementation expenses	—	44,484
Cash taxes(a)	(76,603)	(93,505)
Foreign currency exchange impact on operating income	—	101,200
Operating income (as adjusted)	<u>\$ 248,632</u>	<u>\$ 389,136</u>
Change in operating income (as adjusted)		\$140,504
	As of December 31,	
	2010	2014
DENOMINATOR:		
Total assets	\$ 7,454,657	\$ 8,358,124
Cash and cash equivalents	(442,196)	(461,584)
Total liabilities, excluding debt, due to shareholders of acquired companies and derivative instruments	(1,926,174)	(2,498,611)
Sale-leaseback transaction(b)	—	(137,878)
Impairment of assets(c)	195,543	521,709
Net invested capital	<u>\$ 5,281,830</u>	<u>\$ 5,781,760</u>
Change in net invested capital		\$499,930
ROIIC for the period from 2011 to 2015		28.1%

- (a) In 2014, includes an adjustment of \$14.8 million due to timing of tax payments in Mexico resulting from tax reform changes that became effective in January 2014.
- (b) Represents assets classified as held for sale as of December 31, 2014, related to a sale-leaseback agreement for portions of the campuses of two of our institutions in Switzerland. The asset sale was completed in 2015.
- (c) In 2010, represents the impairment of assets incurred for January 1, 2010 to December 31, 2010. In 2014, represents the cumulative impairment of assets incurred from January 1, 2010 through December 31, 2014.

MANAGEMENT'S DISCUSSION AND ANALYSIS OF FINANCIAL CONDITION AND RESULTS OF OPERATIONS

You should read the following discussion of our results of operations and financial condition with the “Selected Historical Consolidated Financial and Other Data” and the audited and unaudited historical consolidated financial statements and related notes included elsewhere in this prospectus. This discussion contains forward-looking statements and involves numerous risks and uncertainties, including, but not limited to, those described in the “Risk Factors” section of this prospectus. Actual results may differ materially from those contained in any forward-looking statements. See “Special Note Regarding Forward-Looking Statements.”

Introduction

This Management’s Discussion and Analysis of Financial Condition and Results of Operations (the “MD&A”) is provided to assist readers of the financial statements in understanding the results of operations, financial condition and cash flows of Laureate Education, Inc. This MD&A should be read in conjunction with the consolidated financial statements and related notes included elsewhere in this prospectus. Our MD&A is presented in the following sections:

- Overview
- Internal Control over Financial Reporting
- Results of Operations
- Liquidity and Capital Resources
- Contractual Obligations
- Off-Balance Sheet Arrangements
- Critical Accounting Policies and Estimates
- Recently Issued Accounting Pronouncements
- Quantitative and Qualitative Disclosures About Market Risk
- Other Matters

Overview

We are the largest global network of degree-granting higher education institutions, with more than one million students enrolled at our 71 institutions in 25 countries on more than 200 campuses, which we collectively refer to as the *Laureate International Universities* network. We participate in the global higher education market, which was estimated to account for revenues of approximately \$1.5 trillion in 2015, according to GSV. We believe the global higher education market presents an attractive long-term opportunity, primarily because of the large and growing imbalance between the supply and demand for quality higher education around the world. Advanced education opportunities drive higher earnings potential, and we believe the projected growth in the middle class population worldwide and limited government resources dedicated to higher education create substantial opportunities for high-quality private institutions to meet this growing and unmet demand. Our outcomes-driven strategy is focused on enabling millions of students globally to prosper and thrive in the dynamic and evolving knowledge economy.

In 1999, we made our first investment in higher education and, since that time, we have developed into the global leader in higher education, based on the number of students, institutions and countries

making up our network. Our global network of 71 institutions comprises 59 institutions we own or control, and an additional 12 institutions that we manage or with which we have other relationships. We have four reporting segments as described below. We group our institutions by geography in Latin America (“LatAm”), Europe (“Europe”) and Asia, Middle East and Africa (“AMEA”) for reporting purposes. Our Global Products and Services segment (“GPS”) includes our fully online institutions and our campus-based institutions in the United States.

Our Segments

On May 2, 2016, we announced a change to our operating segments in order to align our structure more geographically. Our institution in Italy, NABA, including Domus Academy, moved from our GPS segment into our Europe segment. MDS, located in New Zealand, moved from our GPS segment into our AMEA segment. Our GPS segment now focuses on Laureate’s fully online global operations and on its campus-based institutions in the United States. Our segment information for all periods presented has been revised to reflect this change. We determine our operating segments based on information utilized by our chief operating decision maker to allocate resources and assess performance.

The LatAm segment includes institutions in Brazil, Chile, Costa Rica, Honduras, Mexico, Panama and Peru and has contractual relationships with a licensed institution in Ecuador. The institutions generate revenues by providing an education that emphasizes professional-oriented fields of study with undergraduate and graduate degree programs in a wide range of disciplines. The programs at these institutions are mainly campus-based and are primarily focused on local students. In addition, the institutions in our LatAm segment have begun introducing online and hybrid (a combination of online and in-classroom) courses and programs to their curriculum. Brazil and Chile have government-supported financing programs, while in other countries students generally finance their own education. Tuition and expenses per student are less than in the Europe and GPS segments, but the volume of enrollments is higher.

The Europe segment includes institutions in Cyprus, Germany, Italy, Morocco, Portugal, Spain and Turkey. The institutions generate revenues by providing professional-oriented fields of study with undergraduate and graduate degree programs in a wide variety of disciplines. The programs at these institutions are mainly campus-based, but several institutions have begun to introduce online and hybrid programs. While a higher percentage of the eligible population in Europe participates in higher education than in LatAm, Europe’s population is older and growing more slowly than in the countries in our LatAm and AMEA segments. The greater availability in these locations of established, and in some instances nearly free, public universities results in a more competitive market for increased and sustained enrollments. The institutions in this segment enroll local and international students. As most countries in the Europe segment do not have government financing for private education, most students finance their own education. Tuition and expenses per student are higher, with lower enrollment than in our LatAm and AMEA segments.

The AMEA segment consists of campus-based institutions with operations in Australia, China, India, Malaysia, New Zealand, South Africa and Thailand. AMEA also manages nine licensed institutions in the Kingdom of Saudi Arabia and manages one additional institution in China through a joint venture arrangement. The programs at these institutions generate revenues by providing an education that emphasizes professional-oriented fields of study with undergraduate and graduate degree programs in a wide range of disciplines. The programs at these institutions are mainly campus-based and are primarily focused on local students. In certain markets in the AMEA segment there are various forms of government-supported student financing programs; however, most students finance their own education. The AMEA segment has a combination of fast growing economies, such as China and Malaysia. Tuition and expenses per student are less than in our Europe and GPS segments. In the

Kingdom of Saudi Arabia, the government awarded us contracts with 11 licensed institutions, including eight under the Colleges of Excellence program. The contracts are each five years in length, and we may apply for renewal with the government upon expiration of each contract. The first contract, under which we provide services to approximately 300 students, expired in October 2015; however, it was renewed on a temporary basis. The board of directors of Riyadh Polytechnic Institute recently decided to end operations at that institution by July 2017. Two of the remaining contracts ended during the second quarter of 2016 and will not be renewed. Four of the contracts for the Colleges of Excellence will expire in August 2018 and four will expire in August 2019. Accordingly, as of September 30, 2016, we manage nine licensed institutions under these contracts.

The GPS segment includes our fully online institutions operating globally and our U.S. campus-based institutions. The GPS segment provides professional-oriented fully online degree programs in the United States offered through Walden University, a U.S.-based accredited institution, and through the University of Liverpool and the University of Roehampton in the United Kingdom. Additionally, within the GPS segment we have smaller campus-based institutions in the United States. The online institutions primarily serve working adults with undergraduate and graduate degree programs, while the campus-based institutions primarily serve traditional students seeking undergraduate and graduate degrees. Students in the United States finance their education in a variety of ways, including Title IV programs.

Corporate is a non-operating business unit whose purpose is to support operations. Its departments are responsible for establishing operational policies and internal control standards; implementing strategic initiatives; and monitoring compliance with policies and controls throughout our operations. Our Corporate segment is an internal source of capital and provides financial, human resource, information technology, insurance, legal and tax compliance services. The Corporate segment also contains the eliminations of inter-segment revenues and expenses.

The following information for our operating segments is presented as of September 30, 2016, except where otherwise indicated:

	<u>LatAm</u>	<u>Europe</u>	<u>AMEA</u>	<u>GPS</u>	<u>Total</u>
Countries	8	7	8	2	25
Institutions	29	14	21	7	71
Enrollments (rounded to nearest thousand)	834,000	54,000	86,000	73,000	1,047,000
LTM ended September 30, 2016 Revenues (\$ in millions)‡	\$ 2,378.7	\$ 496.9	\$ 419.1	\$ 939.9	\$ 4,218.8
% Contribution to LTM ended September 30, 2016 Revenues‡	56%	12%	10%	22%	100%

‡ The elimination of inter-segment revenues and amounts related to Corporate, which total \$15.7 million, is not separately presented.

Challenges

Our global operations are subject to complex business, economic, legal, political, tax and foreign currency risks, which may be difficult to adequately address. The majority of our operations are outside the United States. As a result, we face risks that are inherent in international operations, including: fluctuations in exchange rates, possible currency devaluations, inflation and hyperinflation; price controls and foreign currency exchange restrictions; potential economic and political instability in the countries in which we operate; expropriation of assets by local governments; key political elections and changes in government policies; multiple and possibly overlapping and conflicting tax laws; and compliance with a wide variety of foreign laws. We plan to continue to grow our business globally by

acquiring or establishing private higher education institutions. Our success in growing our business will depend on the ability to anticipate and effectively manage these and other risks related to operating in various countries.

Regulatory Environment

Our business is subject to regulation by various agencies based on the requirements of local jurisdictions. These agencies continue to review and update regulations as they deem necessary. We cannot predict the form of the rules that ultimately may be adopted in the future or what effects they might have on our business, financial condition, results of operations and cash flows. We will continue to develop and implement necessary changes that enable us to comply with such regulations. See “Risk Factors—Risks Relating to Our Highly Regulated Industry in the United States,” “Risk Factors—Risks Relating to Our Business—Our institutions are subject to uncertain and varying laws and regulations, and any changes to these laws or regulations or their application to us may materially adversely affect our business, financial condition and results of operations,” “Risk Factors—Risks Relating to Our Business—Political and regulatory developments in Chile may materially adversely affect our operations” and “Industry Regulation” for a detailed discussion of our different regulatory environments and Note 19, Legal and Regulatory Matters, in our consolidated financial statements included elsewhere in this prospectus.

Key Business Metrics

Enrollment

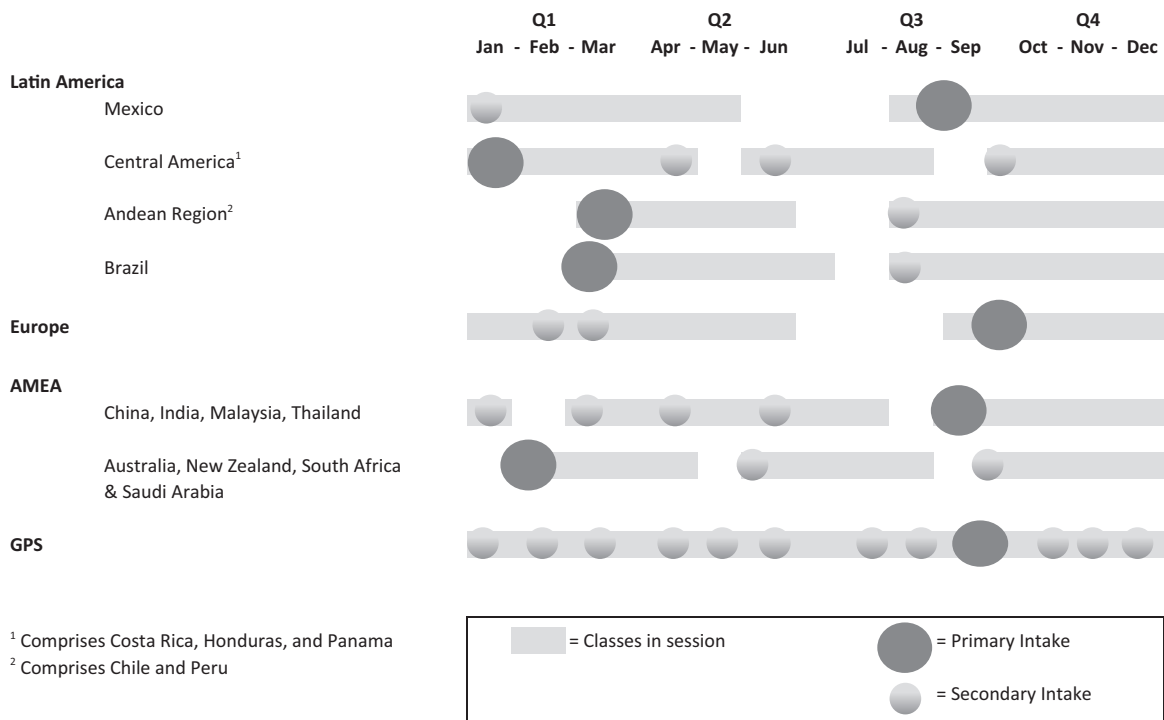
Enrollment is our lead revenue indicator and represents our most important non-financial metric. We define “enrollment” as the number of students registered in a course on the last day of the enrollment reporting period. New enrollments provide an indication of future revenue trends. Total enrollment is a function of continuing student enrollments, new student enrollments and enrollments from acquisitions, offset by graduations, attrition and enrollments related to dispositions. Attrition is defined as a student leaving the institution before completion of the program. To minimize attrition, we have implemented programs that involve assisting students in remedial education, mentoring, counseling and student financing.

Each of our institutions has an enrollment cycle that varies by geographic region and academic program. During each academic year, each institution has a “Primary Intake” period in which the majority of the enrollment occurs. Most institutions also have one or more smaller “Secondary Intake” periods. The first calendar quarter generally coincides with the Primary Intakes for our institutions in Central America, the Andean Region, Brazil, Australia, New Zealand, South Africa and Saudi Arabia. The third calendar quarter generally coincides with the Primary Intakes for our institutions in Mexico, Europe, China, India, Malaysia, Thailand and the GPS segment.

The following chart shows our enrollment cycles. Shaded areas in the chart represent periods when classes are generally in session and revenues are recognized. Areas that are not shaded represent summer breaks during which revenues are not typically recognized. The large circles indicate the

Primary Intake start dates of our institutions, and the small circles represent Secondary Intake start dates.

Academic Sessions



Pricing

We continually monitor market conditions and carefully adjust our tuition rates to meet local demand levels. We proactively seek the best price and content combinations to ensure that we remain competitive in all the markets in which we operate.

Principal Components of Income Statement

Revenues

Tuition is the largest component of our revenues and we recognize tuition revenues on a weekly basis, as classes are being taught. The amount of tuition generated in a given period depends on the price per credit hour and the total credit hours or price per program taken by the enrolled student population. Deferred revenue and student deposits on our consolidated balance sheets consist of tuition paid prior to the start of academic sessions and unearned tuition amounts recorded as accounts receivable after an academic session begins. The price per credit hour varies by program, by market, and by degree level. Additionally, varying levels of discounts and scholarships are offered depending on market-specific dynamics and individual achievements of our students. Revenues are reported net of scholarships, other discounts, refunds, waivers and the fair value of any guarantees made by Laureate related to student financing programs. In addition to tuition revenues, we generate other revenues from ancillary product sales, dormitory/residency fees, student fees and other education-related services. These other revenues are less material to our overall financial results and have a tendency to trend with tuition revenues. The main drivers of changes in revenues between periods are student enrollment and price.

Direct Costs

Our direct costs include instructional and services expenses as well as marketing and promotional expenses. Our instructional and services costs consist primarily of labor and operating costs associated with the delivery of services to our students, including the cost of wages, payroll taxes, and benefits for institution employees, depreciation and amortization, rent, utilities and bad debt expenses. Marketing and promotional costs consist primarily of advertising expenses and labor costs for marketing personnel at the institutions. In general, a significant portion of our direct costs tend to be variable in nature and trend with enrollment, and management continues to monitor and improve the efficiency of instructional delivery. Conversely, as campuses expand, direct costs may grow faster than enrollment growth as infrastructure investments are made in anticipation of future enrollment growth.

General and Administrative Expenses

Our general and administrative expenses primarily consist of costs associated with corporate departments, including executive management, accounting, legal, business development and other departments that do not provide direct operational services.

Factors Affecting Comparability

Acquisitions

Our past experiences provide us with the expertise to further our mission of providing high-quality, accessible and affordable higher education to students by expanding into new markets, primarily through acquisitions. Acquisitions affect the comparability of our financial statements from period to period. Acquisitions completed during one period impact comparability to a prior period in which we did not own the acquired entity. Therefore, changes related to such entities are considered “incremental impact of acquisitions” for the first 12 months of our ownership. See Note 4, Acquisitions, in our consolidated financial statements included elsewhere in this prospectus for details of our acquisitions and other transactions.

Dispositions

Certain strategic initiatives may include the sale of institutions such as the French Institution Sale and the Swiss Institution Sale. Such dispositions affect the comparability of our financial statements from period to period. Dispositions completed during one period impact comparability to a prior period in which we owned the divested entity. Therefore, changes related to such entities are considered “incremental impact of dispositions” for the first 12 months subsequent to the disposition.

Foreign Exchange

The majority of our institutions are located outside the United States. These institutions enter into transactions in currencies other than the U.S. dollar (“USD”) and keep their local financial records in a functional currency other than the USD. We monitor the impact of foreign currency movements and the correlation between the local currency and the USD. Our revenues and expenses are generally denominated in local currency. The USD is our reporting currency and our subsidiaries operate in various other functional currencies, including: Australian Dollar, Brazilian Real, Chilean Peso, Chinese Renminbi, Costa Rican Colon, Euro, Honduran Lempira, Indian Rupee, Malaysian Ringgit, Mexican Peso, Moroccan Dirham, New Zealand Dollar, Peruvian Nuevo Sol, Polish Złoty, Saudi Riyal, South African Rand, Thai Baht and Turkish Lira. The principal foreign exchange exposure is the risk related to the translation of revenues and expenses incurred in each country from the local currency into USD. For the years ended December 31, 2013, December 31, 2014, December 31, 2015 and the nine months and LTM ended September 30, 2016, the impact of changing foreign currency exchange rates reduced

consolidated revenues by approximately \$54 million, \$225 million, \$689 million, \$181 million and \$397 million, respectively, as compared to the comparable preceding period. For the years ended December 31, 2013, December 31, 2014, December 31, 2015 and the nine months and LTM ended September 30, 2016, the impact of changing foreign currency exchange rates reduced consolidated Adjusted EBITDA by approximately \$8 million, \$46 million, \$142 million, \$6 million and \$61 million, respectively, as compared to the comparable preceding period. We experienced a proportionally greater negative impact related to the years ended December 31, 2014 and December 31, 2015 and the first half of 2016, which resulted from the significant weakening against the U.S. dollar experienced by most currencies where we have significant operations, which began in the second half of 2014. See “Risk Factors—Risks Relating to Our Business—Our reported revenues and earnings may be negatively affected by the strengthening of the U.S. dollar and currency exchange rates.”

Seasonality

Most of the institutions in our network have a summer break during which classes are generally not in session and minimal revenues are recognized. In addition to the timing of summer breaks, holidays such as Easter also have an impact on our academic calendar. Operating expenses, however, do not fully correlate to the enrollment and revenue cycles, as the institutions continue to incur expenses during summer breaks. Given the geographic diversity of our institutions and differences in timing of summer breaks, our second and fourth quarters are stronger revenue quarters as the majority of our institutions are in session for most of these respective quarters. Our first and third fiscal quarters are weaker revenue quarters because the majority of our institutions have summer breaks for some portion of one of these two quarters. Due to this seasonality, revenues and profits in any one quarter are not necessarily indicative of results in subsequent quarters and may not be correlated to new enrollment in any one quarter. For a discussion of our revenue recognition accounting policy, see Note 2, Significant Accounting Policies, in our consolidated financial statements included elsewhere in this prospectus.

Income Tax Expense

Our consolidated income tax provision is derived based on the combined impact of federal, state and foreign income taxes. The tax provisions for the nine months ended September 30, 2016 and 2015 were based on estimated full-year effective tax rates that incorporate the forecasted earnings for the various jurisdictions and tax-paying and tax-exempt entities within our organizational structure, as well as significant discrete items related to the interim periods. Laureate has operations in multiple countries, many of which have statutory tax rates lower than the United States. Generally, lower tax rates in these foreign jurisdictions, along with Laureate’s intent and ability to indefinitely reinvest foreign earnings outside of the United States, results in an effective tax rate lower than the statutory rate in the United States. Further, discrete items can arise in the course of our operations that can further impact the Company’s effective tax rate for the period.

Our tax rate fluctuates from period to period due to changes in the forecasted mix of earnings between our tax-paying entities, our tax-exempt entities and our loss-making entities for which it is not more likely than not that a tax benefit will be realized on the loss. Before the impact of discrete items, the estimated annual tax expense for the nine months ended September 30, 2016 was \$82.7 million. The pre-tax result from our profitable entities for the nine months ended September 30, 2016 was \$452.0 million. For comparison, before the impact of discrete items, the estimated annual tax expense for the nine months ended September 30, 2015 was \$75.1 million. The pre-tax result from our profitable entities for the nine months ended September 30, 2015 was \$229.0 million. A significant driver of the lower tax expense as compared to pre-tax income is the non-taxable gain on the sale of certain operations in Europe that is included in pre-tax income. After consideration of year-to-date discrete events, of which the material events are discussed below in “—Results of Operations,” our year-to-date tax expense was \$35.2 million.

Internal Control over Financial Reporting

We have identified material weaknesses that existed as of December 31, 2015 and/or September 30, 2016. A material weakness is a deficiency, or a combination of deficiencies, in internal control over financial reporting, such that there is a reasonable possibility that a material misstatement of our annual or interim consolidated financial statements will not be prevented or detected on a timely basis.

As of December 31, 2015, we identified a material weakness in our internal control over financial reporting related to inadequate controls over key reports and spreadsheets. Specifically, we did not design adequate controls to address the completeness and accuracy of key reports and key spreadsheets. This material weakness, in combination with other prior material weaknesses, contributed to a revision to our audited financial statements for the year ended December 31, 2013. This material weakness could result in additional misstatements to the accounts and disclosures that would result in a material misstatement of our consolidated financial statements that would not be prevented or detected.

As of September 30, 2016, we identified three additional material weaknesses, as follows:

- We identified a material weakness in our risk assessment process, which we determined was not operating adequately to identify and address the risks to our business and to establish appropriate control objectives given the environment in which we operate and the decentralized structure used to manage our operating activities. This material weakness in our risk assessment process was a factor contributing to two additional material weaknesses which we have further described below:
 - We identified a material weakness in that we did not appropriately assess the risks relating to our contracting processes and did not have controls that were properly designed or operating effectively to detect and prevent fraud. Specifically, our controls over contracting processes were not designed or operating effectively to incorporate appropriate levels of due diligence, requisite management approvals, segregation of duties or ongoing monitoring. This material weakness allowed for the occurrence of the incident in our network institution in Turkey as discussed in “Industry Regulation—Turkish Regulation and Internal Investigation,” as well as certain other contracting irregularities at other network institutions that also necessitated an internal investigation. This control deficiency could result in material misstatements of the accounts and disclosures that would result in a material misstatement of our consolidated financial statements that would not be prevented or detected.
 - We identified a material weakness in that we did not maintain effective controls over the operating effectiveness of information technology (“IT”) general controls for information systems that are relevant to the preparation of our financial statements. Specifically we did not:
 - (i) maintain program change management controls to ensure that IT program and data changes affecting financial IT applications and underlying accounting records are identified, tested, authorized and implemented appropriately;
 - (ii) maintain user access controls to ensure appropriate segregation of duties and that access to financial applications and data is adequately restricted to appropriate personnel; and
 - (iii) maintain computer operations controls to ensure that privileges are appropriately granted, and data backups are authorized and monitored.

These IT deficiencies did not result in a material misstatement to the financial statements, however, the deficiencies, when aggregated, could impact the effectiveness of IT-dependent controls (such as automated controls that address the risk of material misstatement to one or more assertions, along with the IT controls and underlying data that support the effectiveness of system-generated data and reports) that could result in misstatements potentially affecting all financial statement accounts and disclosures that would not be prevented or detected in a timely manner.

We have commenced the remediation of each of these material weaknesses, including making significant investments to develop training programs for our global organization, changing the organizational design and upgrading the qualifications of personnel where necessary, and designing and implementing improved processes and internal controls, some of which are manual. We have begun an enterprise-wide risk assessment whereby risks throughout the organization will be identified, assessed and prioritized. This enterprise-wide risk assessment will be periodically updated and leveraged as an ongoing mechanism to manage the broad set of risks the Company faces. We will leverage the results of this entity-wide risk assessment as input for the determination of future initiatives and to tailor our future activities around the implementation assessment, and monitoring of internal controls for all entities, including VIEs. We have also commenced a remediation process that includes, among other things, enhancement of our contract management policy, communication and training on the enhanced policy, and increased oversight. We are in the process of ensuring that the design of our policies and procedures have been fully implemented and are operational, including monitoring of access, change management and segregation of duties relating to IT development and production roles. We are in the process of designing and implementing procedures to address the design deficiencies relating to the completeness and accuracy of our key reports and spreadsheets.

In addition to the remediation actions discussed above, we are continuing with our ongoing EiP initiative, which is anticipated to be completed by the end of 2017 and includes implementing a global enterprise resource planning system and completing the vertical integration of our finance organization through the establishment of regional SSOs.

Our efforts to remediate these material weaknesses may not be effective or prevent any future material weakness in our internal control over financial reporting. See “Risk Factors—Risks Relating to Our Business—We currently have four material weaknesses in our internal control over financial reporting that, if not corrected, could result in material misstatements of our financial statements,” and “Risk Factors—Risks Relating to Our Business—If we fail to maintain proper and effective internal controls, our ability to produce accurate financial statements on a timely basis could be materially adversely affected.”

As a public company, we will be required to devote significant resources to complete the assessment and documentation of our internal control over financial reporting under Section 404 of the Sarbanes-Oxley Act, including an assessment of the design, implementation and operating effectiveness of our information systems associated with our internal control over financial reporting. We will incur material costs to remediate the material weaknesses described above, as well as ensuring compliance with Section 404 of the Sarbanes-Oxley Act.

Results of Operations

The following discussion of the results of our operations is organized as follows:

- Summary Comparison of Consolidated Results
- Non-GAAP Financial Measure
- Segment Results

Summary Comparison of Consolidated Results for the Nine Months Ended September 30, 2016 and 2015

Discussion of Significant Items Affecting the Consolidated Results for the Nine Months Ended September 30, 2016 and 2015

Nine Months Ended September 30, 2016

On June 14, 2016, we sold the operations of Glion in Switzerland and the United Kingdom, and the operations of Les Roches in Switzerland and the United States, as well as Haute école spécialisée Les Roches-Gruyère SA (“LRG”) in Switzerland, Les Roches Jin Jiang in China, Royal Academy of Culinary Arts (“RACA”) in Jordan and Les Roches Marbella in Spain, which resulted in a gain on sale of approximately \$249.1 million. This gain is included in other non-operating income in the tables below.

On July 20, 2016, we sold the operations of École Supérieure du Commerce Extérieur (“ESCE”), Institut Français de Gestion (“IFG”), European Business School (“EBS”), École Centrale d’Electronique (“ECE”), and Centre d’Études Politiques et de la Communication (“CEPC”), which resulted in a gain on sale of approximately \$149.0 million. This gain is included in other non-operating income in the tables below.

Nine Months Ended September 30, 2015

On March 5, 2015, we completed the sale of our interest in HSM Group Management Focus Europe Global S.L. (“HSM”). We recognized a net gain of \$2.0 million in equity in net income of affiliates, net of tax, for the nine months ended September 30, 2015.

During the nine months ended September 30, 2015, we reassessed our position regarding certain ongoing Spanish tax audits and, as a result of recent adverse decisions from the Spanish Supreme Court and Spanish National Court on cases for taxpayers with similar facts, it was determined that we could no longer support a more-likely-than-not position and thus recorded a provision of \$42.1 million relating to these tax audits.

Comparison of Consolidated Results for the Nine Months Ended September 30, 2016 and 2015

The following table presents our operating results for the nine months ended September 30, 2016 and 2015:

<u>(in millions)</u>	<u>2016</u>	<u>2015</u>	<u>% Change Better/(Worse) 2016 vs. 2015</u>
Revenues	\$3,068.3	\$3,141.2	(2)%
Direct costs	2,697.8	2,795.0	3%
General and administrative expenses	158.6	134.1	(18)%
Operating income	211.9	212.0	nm
Interest expense, net of interest income	(301.1)	(290.2)	(4)%
Other non-operating income (expense)	452.1	(142.0)	nm
Income (loss) from continuing operations before income taxes and equity in net income of affiliates	362.9	(220.2)	nm
Income tax expense	(35.2)	(81.6)	57%
Equity in net income of affiliates, net of tax	—	2.1	(100)%
Net income (loss)	327.7	(299.7)	nm
Net loss attributable to noncontrolling interests	2.8	0.1	nm
Net income (loss) attributable to Laureate Education, Inc.	<u>\$ 330.5</u>	<u>\$ (299.6)</u>	<u>nm</u>

nm—percentage changes not meaningful

Comparison of Consolidated Results for the Nine Months Ended September 30, 2016 to the Nine Months Ended September 30, 2015

Revenues decreased by \$72.9 million to \$3,068.3 million for the nine months ended September 30, 2016 (the “2016 fiscal period”) from \$3,141.2 million for the nine months ended September 30, 2015 (the “2015 fiscal period”). This revenue decrease was driven by the effect of a net change in foreign currency exchange rates, which decreased revenues by \$181.0 million and the incremental impact of dispositions which reduced revenue by \$57.3 million. Partially offsetting this decrease in revenues was the incremental impact of acquisitions, which increased revenues by \$3.4 million, and increased average total enrollment at a majority of our institutions, which increased revenues by \$87.5 million. The effect of changes in tuition rates and enrollments in programs at varying price points (“product mix”), pricing and timing resulted in a \$77.9 million increase in revenues compared to the 2015 fiscal period; this increase was net of a negative impact to revenues of approximately \$18.0 million that occurred as a result of class disruptions at two of our institutions in Chile during a nationwide student protest that lasted several weeks. The protest began in the second quarter of 2016 and ended in July 2016. The disrupted classes are anticipated to be fully complete before the end of the year. Other Corporate changes accounted for a decrease in revenues of \$3.4 million.

Direct costs and general and administrative expenses combined decreased by \$72.7 million to \$2,856.4 million for the 2016 fiscal period from \$2,929.1 million for the 2015 fiscal period. The direct costs decrease was due to the effect of a net change in foreign currency exchange rates, which decreased costs by \$188.4 million for the 2016 fiscal period compared to the 2015 fiscal period. In the 2016 fiscal period, the incremental impact of dispositions decreased costs by \$62.5 million.

Offsetting these direct cost decreases was the incremental impact of acquisitions, which increased costs by \$2.2 million, and overall higher enrollments and expanded operations which increased costs by \$156.5 million. Acquisition-contingent liabilities for taxes other than income tax, net of changes in recorded indemnification assets increased direct costs by \$8.8 million in the 2016 fiscal period and increased direct costs by \$2.3 million in the 2015 fiscal period, increasing expenses by \$6.5 million in the 2016 fiscal period compared to the 2015 fiscal period. Other Corporate expenses accounted for an increase in costs of \$13.0 million in the 2016 fiscal period compared to the 2015 fiscal period.

Operating income decreased by \$0.1 million to \$211.9 million for the 2016 fiscal period from \$212.0 million for the 2015 fiscal period. The increase in operating income was the result of increased operating income in our GPS, Europe and LatAm segments, partially offset by decreased operating income in our AMEA and Corporate segments.

Interest expense, net of interest income increased by \$10.9 million to \$301.1 million for the 2016 fiscal period from \$290.2 million for the 2015 fiscal period. The increase in interest expense was primarily attributable to higher interest rates on our outstanding debt balances, partially offset by lower average balances outstanding during the 2016 fiscal period.

Other non-operating income (expense) increased by \$594.1 million to income of \$452.1 million for the 2016 fiscal period from expense of \$142.0 million for the 2015 fiscal period. This increase was primarily attributable to a gain on sales of subsidiaries in the 2016 fiscal period of \$398.4 million and a gain on foreign currency exchange in the 2016 fiscal period compared to a loss in the 2015 fiscal period for a change of \$219.7 million. This change was partially offset by an increase in the loss on debt extinguishment recognized in the 2016 fiscal period compared to the 2015 fiscal period of \$16.1 million, increased loss on derivative instruments of \$5.6 million in the 2016 fiscal period compared to the 2015 fiscal period and a change in other non-operating income (expense) of \$2.3 million in the 2016 fiscal period compared to the 2015 fiscal period.

Income tax expense decreased by \$46.4 million to \$35.2 million for the 2016 fiscal period from \$81.6 million for the 2015 fiscal period. The year-over-year decrease in expense was primarily the result of recognizing a contingent liability in 2015 of \$42.1 million related to the Spanish tax audits. In

addition, the 2016 fiscal period had a discrete benefit of \$7.9 million related to the deferred taxes included within the accounting for the sale of the hospitality management schools, and a release of an income tax contingency related to Peru of \$21.2 million. There was also a change in the mix of pre-tax book income attributable to taxable entities, tax-exempt entities, and loss-making entities for which no tax benefit can be derived among various taxing jurisdictions, partially offsetting the decreases above.

Equity in net income of affiliates, net of tax decreased by \$2.1 million to \$0.0 million for the 2016 fiscal period from \$2.1 million for the 2015 fiscal period. We recognized a net gain on the sale of HSM for \$2.0 million in the 2015 fiscal period. Other equity-method investments resulted in a change of \$0.1 million for the 2016 fiscal period compared to the 2015 fiscal period.

Net loss attributable to noncontrolling interests increased by \$2.7 million to \$2.8 million for the 2016 fiscal period from \$0.1 million for the 2015 fiscal period. The increase primarily related to increased net loss at Obeikan, decreased net income at St. Augustine as a result of acquiring the remaining noncontrolling interest in 2016, and a change from net income to net loss at Pearl Academy. These increases were partially offset by changes from net loss to net income at HIEU and the closure of National Hispanic University (“NHU”) in August 2015, which had losses in the 2015 fiscal period.

Summary Comparison of Consolidated Results for the Years Ended December 31, 2015, 2014 and 2013

Discussion of Significant Items Affecting the Consolidated Results for the Years Ended December 31, 2015, 2014 and 2013

Year Ended December 31, 2015

On March 5, 2015, we completed the sale of our interest in HSM. We recognized a net gain of \$2.0 million in equity in net income (loss) of affiliates, net of tax, for the year ended December 31, 2015.

During the quarter ended June 30, 2015, we reassessed our position regarding certain ongoing Spanish tax audits and, as a result of recent adverse decisions from the Spanish Supreme Court and Spanish National Court on cases for taxpayers with similar facts, it was determined that we could no longer support a more-likely-than-not position and thus recorded a provision of \$42.1 million relating to these tax audits.

The fiscal reform that was enacted in Mexico in December 2013 subjects our Mexico entities to corporate income tax and also requires them to comply with profit-sharing legislation, whereby 10% of the taxable income of our Mexican entities will be set aside as employee compensation. In 2013, we established an asset for a deferred benefit related to this matter. During 2014, we revised our estimate regarding the realizability of this asset and, accordingly, recorded a net decrease in operating expense for the year ended December 31, 2014 of \$22.8 million. During 2015, we revised our estimate regarding the realizability of this asset and, accordingly, recorded a net increase in operating expense for the year ended December 31, 2015 of \$0.9 million.

During the fourth quarter of 2015, we approved a plan of restructuring, which primarily included workforce reductions in order to reduce operating costs in response to overcapacity at certain locations. We incurred employee termination costs of \$15.5 million resulting from a reduction in force at certain locations, including \$5.4 million in our LatAm segment, \$4.1 million in our Europe segment, \$2.5 million in our AMEA segment, \$3.2 million in our GPS segment and \$0.3 million incurred at Corporate.

Year Ended December 31, 2014

In the first quarter of 2014, we announced the beginning of a teach-out process at NHU, an institution in our GPS segment that closed in August 2015, and will no longer enroll new students. In

connection with this teach-out, we recorded direct costs of \$6.6 million for 2014 to ensure an orderly and successful transition for our students.

In the second quarter of 2014, corporate expenses were reduced by \$3.4 million related to proceeds received from the settlement of earthquake-related insurance claims. In the fourth quarter of 2014, corporate expenses were further reduced by \$1.4 million related to additional proceeds received from the settlement of earthquake-related insurance claims.

We recorded a loss on disposal of property of \$4.4 million at HIEU, an institution in our AMEA segment, to write off the carrying value of several parcels of land for which it no longer has land use rights.

In the second quarter of 2014, we recorded a benefit to direct costs of \$11.3 million in our LatAm segment related to the settlement of a pre-acquisition loss contingency after receiving a favorable court ruling with respect to the use of grant funds by the prior owners of Universidade Anhembi Morumbi (“UAM Brazil”).

In the second quarter of 2014, we determined it was probable that performance targets would be achieved for contingent consideration payable under the terms of the 2013 purchase agreement for THINK: Education Group Pty. Ltd. (“THINK”), an institution in our AMEA segment, therefore we accrued this contingent consideration at its estimated fair value of \$3.8 million, which we charged to operating expenses.

In the third quarter of 2014, an entity in the Kingdom of Saudi Arabia in our AMEA segment recorded a benefit to direct costs of \$2.8 million, primarily related to cash payments received for fully reserved receivables.

In 2014, we incurred employee termination costs of \$18.0 million resulting from a reduction in force at certain locations, including \$11.5 million in our LatAm segment, \$4.7 million in our Europe segment and \$1.8 million in our GPS segment.

In 2014, we reached an arbitration settlement related to certain indemnification claims with the former owners of an institution in Brazil and recorded a gain of \$6.7 million in our LatAm segment.

During the fourth quarter of 2014, we recorded an operating expense of \$18.0 million for a donation to a foundation for an initiative supported by the Turkish government. This donation was made by our network institution in Turkey to support our ongoing operations.

During 2013, we recorded a liability of \$11.8 million for a social security tax matter in our Europe segment for the years 2009 through 2012. In 2014, we reversed \$2.1 million of the social security tax liability due to statute of limitations expirations.

The fiscal reform that was enacted in Mexico in December 2013 subjects our Mexico entities to corporate income tax and also requires them to comply with profit-sharing legislation, whereby 10% of the taxable income of our Mexican entities will be set aside as employee compensation. In 2013, we had established an asset for a deferred benefit related to this matter. During 2014, we revised our estimate regarding the realizability of this asset and, accordingly, recorded a net decrease in operating expense for the year ended December 31, 2014 of \$22.8 million.

Impairment

In 2014, we recorded a total impairment loss of \$125.8 million. Tradenames were impaired in the aggregate amount of \$47.7 million related to two Chilean institutions in our LatAm segment. Also in our LatAm segment, goodwill was impaired in the amount of \$77.1 million, which related to our institutions in Costa Rica, Honduras, and Panama. Our LatAm and GPS segments recorded impairments of long-lived assets of \$0.7 million and \$0.1 million, respectively. Our Europe segment recorded impairments of deferred costs of \$0.3 million.

UDLA Chile recorded impairment of \$16.4 million for tradenames. This is an additional impairment to the charge taken in 2013. The primary driver for this additional charge was the secondary intake of enrollment that occurred during the third quarter of 2014, which provided us with additional information regarding the projected financial performance of UDLA Chile and that indicated that the financial impact of the loss of accreditation was larger than initially estimated. UNAB recorded an impairment charge for tradenames of \$31.3 million that resulted from our expectation of reduced margins and lower pricing. The lower projections reflect weaker operating performance compared to the prior long-range plan, combined with reduced expectations as a result of a regulatory environment that favors public rather than private supply in higher education.

The goodwill impairment of \$77.1 million in LatAm at our institutions in Costa Rica, Honduras, and Panama can be attributed to a weaker long-range outlook as compared to the assumptions contained in the models previously used to value the intangible assets. The primary driver of this weaker outlook is a shortfall in 2014 enrollments which has caused us to decrease our long-term enrollment projections. The softened enrollment outlook has also resulted in pricing pressure on revenue.

Year Ended December 31, 2013

In the second half of 2010, Ecuador adopted a new higher education law that, upon its implementation, required us to modify the governance structure of our institution in that country. While the constitutionality of certain provisions of the higher education law is currently being challenged in Ecuador's court system, the law has been implemented. In the fourth quarter of 2012, the CES, the relevant regulatory body, commenced reviewing and issuing comments on bylaws submitted by other Ecuadorian higher education institutions, implementing and enforcing the co-governance provisions of the new law. In accordance with ASC 810-10-15-10, we believed that control no longer resided with Laureate given the governmentally imposed uncertainties. As a result, UDLA Ecuador was deconsolidated in the fourth quarter of 2012. As a result of the deconsolidation, the net reduction in consolidated revenues for 2013 was \$20.8 million, consisting of a decrease in the LatAm segment of \$28.7 million, partially offset by an increase of \$7.9 million in corporate and eliminations from royalty revenues and other support charges recognized for 2013. Additionally, direct costs in the LatAm segment decreased by \$16.2 million.

On January 18, 2013, we borrowed an additional \$250.0 million in term loans under our Senior Secured Credit Facilities. This additional amount was issued at an original debt discount of \$1.3 million, and we paid debt issuance costs of \$2.9 million, all of which was amortized to interest expense over the term of the loan. On December 16, 2013, we borrowed an additional \$200.0 million in term loans under our Senior Secured Credit Facilities. This additional loan was issued at a discount of \$0.5 million, and we paid debt issuance costs of \$2.2 million, all of which was amortized to interest expense over the term of the loan. Additionally, third-party costs of \$1.5 million were charged to general and administrative expenses.

On January 23, 2013, we sold Universidad Del Desarrollo Professional, SC ("UNIDEP") for approximately \$40.6 million and recognized a gain on the sale of \$4.4 million, net of income tax expense of \$1.9 million in the consolidated statement of operations. UNIDEP was classified as a discontinued operation in the consolidated financial statements included elsewhere in this prospectus.

During the first quarter of 2013, a university in our Europe segment sold non-operating assets for \$4.1 million and recognized a gain on the sale of \$3.9 million in other (expense) income, net in the consolidated statement of operations.

The planned March 2013 opening of a new campus building at UNAB in our LatAm segment was delayed, resulting in the need to relocate students to temporary facilities until the building was completed. During 2013, we incurred \$6.2 million of expenses to rent the temporary facilities and operate them as classrooms. This also caused a delay to the start of the 2013 academic calendar year

for these students. As a concession for the inconvenience experienced by the students who were affected, we agreed to a one-time settlement in the form of discounts on those students' tuition. This settlement was recognized as a reduction of revenues and totaled \$10.1 million for the year ended December 31, 2013.

During 2013, we recorded an accrual of \$11.8 million for a social security tax matter for the years 2009 through 2012 in our Europe segment.

On April 23, 2013, we borrowed an additional \$310.0 million in term loans under our Senior Secured Credit Facilities. This additional amount was issued at a premium of \$1.6 million, and we paid debt issuance costs of \$3.9 million, both of which will be amortized to interest expense over the term of the loan. Additionally, third-party costs of \$0.4 million were charged to general and administrative expenses. The proceeds from this borrowing were used to repay all of the outstanding senior subordinated notes (the "Senior Subordinated Notes"). We paid a total of \$17.1 million of tender premiums and fees and call premiums which were capitalized as debt issuance costs.

In May 2013, we exited a leased facility at one institution in our Europe segment and as a result received an early termination settlement of \$4.8 million, which decreased direct costs.

During 2012, we recorded an accrual for a tax contingency in Brazil, as discussed further below. During 2013, we settled this Brazil tax contingency and recorded additional expense of \$3.8 million in direct costs in our LatAm segment.

In the third quarter of 2013, we wrote down our investment in HSM of \$3.1 million to a carrying value of zero, which resulted in a charge to equity in net income (loss) of affiliates, net of tax for the year ended December 31, 2013. We concluded that the impairment in the value of its investment in HSM was other than temporary.

On December 20, 2013, we acquired the remaining 80% interest of THINK and remeasured our equity method investment in THINK to a fair value of approximately \$18.5 million, recording a non-operating gain of \$5.9 million.

As a result of the fiscal reform enacted in Mexico in December 2013, we recorded a net increase in operating expense for the year ended December 31, 2013 of \$8.4 million in our LatAm segment.

In December 2013, we recorded a \$2.5 million gain on the termination of a sale-leaseback arrangement in our Europe segment.

Impairment

In 2013, we recorded a total impairment loss of \$33.6 million. Tradenames were impaired in the aggregate amount of \$25.7 million related to institutions in our LatAm, Europe and GPS segments, which recorded impairments of \$22.0 million, \$1.1 million and \$2.6 million, respectively. Our AMEA segment recorded impairments of long-lived assets of \$2.0 million for certain buildings that were impaired in 2013. Our GPS segment also recorded impairments of long-lived assets of \$1.4 million and impairments of other intangible assets of \$4.5 million.

The impairment of tradenames in LatAm related to UDLA Chile. The primary driver for this charge was a reduction in this institution's projected revenue and income following UDLA Chile's loss of accreditation, as discussed in Note 2, Significant Accounting Policies, in our consolidated financial statements included elsewhere in this prospectus. The impairment charge was based on management's best estimates using available and knowable information about the short and long term implications to the UDLA Chile financial forecast.

The tradenames impairment of \$1.1 million in our Europe segment related to one institution in Italy. The impairment at the Italian institution resulted from our expectation of reduced margins, as compared to the assumptions contained in the models previously used to value the intangible assets.

The reduced margin expectations result primarily from the ongoing weakness in the European economies, which has caused pricing decreases at certain of the institutions included in this segment, as well as enrollment declines as compared to the projections used to value the intangible assets.

The tradenames impairment of \$2.6 million in our GPS segment related to two institutions in the United States. One of the institutions recorded a tradenames impairment of \$1.3 million, which primarily resulted from our expectation of further reduced margins and cash flows as compared to our initial projections contained in the previous model used to value the intangible assets at this institution during our 2012 impairment testing. These expectations of further reduced margins and cash flows were largely due to the poor economic conditions in the United States, continued media focus on the cost of education as compared to earnings potential, as well as the regulatory environment, which are discussed in Note 19, Legal and Regulatory Matters, in our consolidated financial statements included elsewhere in this prospectus. All of these factors have caused us to reduce our expectation of future performance for this institution. In the first quarter of 2014, one of our U.S. Institutions, NHU, decided to stop enrolling new students and teach out the existing cohort of students. This decision was driven in part by certain regulatory changes. As a result, we have written off the entire tradenames value of \$1.3 million related to this institution. In addition, NHU, also wrote down capitalized curriculum, which is recorded in deferred costs, net by \$4.5 million and software, which is recorded in property and equipment, by \$1.3 million, as it was determined that the curriculum and software cannot be redeployed. There was also an impairment of other long-lived assets in the GPS segment of \$0.1 million.

Comparison of Consolidated Results for the Years Ended December 31, 2015, 2014 and 2013

The following table presents our operating results for the fiscal years ended December 31, 2015, 2014 and 2013:

(in millions)	2015	2014	2013	% Change Better/(Worse)	
				2015 vs. 2014	2014 vs. 2013
Revenues	\$4,291.7	\$4,414.7	\$3,913.9	(3)%	13%
Direct costs	3,760.0	3,838.2	3,418.4	2%	(12)%
General and administrative expenses	194.7	151.2	141.2	(29)%	(7)%
Loss on impairment of assets	—	125.8	33.6	nm	nm
Operating income	337.0	299.5	320.7	13%	(7)%
Interest expense, net of interest income	(384.7)	(363.9)	(328.4)	(6)%	(11)%
Other non-operating (expense) income	(152.9)	(137.2)	9.7	(11)%	nm
(Loss) income from continuing operations before income taxes and equity in net income (loss) of affiliates	(200.6)	(201.7)	1.9	1%	nm
Income tax (expense) benefit	(117.7)	39.1	(91.2)	nm	143%
Equity in net income (loss) of affiliates, net of tax	2.5	0.2	(0.9)	nm	122%
Income from discontinued operations, net of tax	—	—	0.8	nm	nm
Gain on sales of discontinued operations, net of tax	—	—	4.4	nm	nm
Net loss	(315.8)	(162.5)	(85.1)	(94)%	(91)%
Net (income) loss attributable to noncontrolling interests	(0.4)	4.2	15.4	(110)%	(73)%
Net loss attributable to Laureate Education, Inc.	<u>\$ (316.2)</u>	<u>\$ (158.3)</u>	<u>\$ (69.7)</u>	(100)%	(127)%

nm—percentage changes not meaningful

Comparison of Consolidated Results for the Year Ended December 31, 2015 to the Year Ended December 31, 2014

Revenues decreased by \$123.0 million to \$4,291.7 million for the year ended December 31, 2015 from \$4,414.7 million for the year ended December 31, 2014. This revenue decrease was driven by the effect of a net change in foreign currency exchange rates, which decreased revenues by \$688.9 million. Partially offsetting this decrease in revenues was the overall increased average total enrollment at a majority of our institutions, which increased revenues by \$299.8 million; the incremental impact of acquisitions, which increased revenues by \$114.8 million; and the effect of changes in product mix, pricing and timing, which increased revenues by \$151.9 million. Other Corporate changes accounted for a decrease in revenues of \$0.6 million.

Direct costs and general and administrative expenses combined decreased by \$34.7 million to \$3,954.7 million for 2015 from \$3,989.4 million for 2014. The direct costs decrease was due to the effect of a net change in foreign currency exchange rates, which decreased costs by \$587.9 million for 2015 compared to 2014. During the fourth quarter of 2014, we recorded an operating expense of \$18.0 million for a donation to a foundation for an initiative supported by the Turkish government in our Europe segment. Employee termination costs increased direct costs by \$15.5 million in 2015 and \$18.0 million in 2014, decreasing costs year-over-year by \$2.5 million. In connection with a teach out at NHU, an institution in our GPS segment that closed in August 2015, we recorded costs of \$6.6 million in 2014 to ensure an orderly and successful transition for our students. Additionally, in 2014, HIEU, an institution in our AMEA segment, recorded a \$4.4 million loss on disposal of property to write off the carrying value of several parcels of land for which it no longer has land use rights. In 2014, we determined it was probable that THINK, an institution in our AMEA segment, would meet performance targets that were part of a share purchase agreement and accrued for a contingent earn-out of \$3.8 million.

Offsetting these direct cost decreases was the incremental impact of acquisitions, which increased costs by \$110.4 million and overall higher enrollments and expanded operations which increased costs by \$403.3 million. Acquisition contingent liabilities for taxes other than income tax, net of changes in recorded indemnification assets increased direct costs by \$5.6 million in 2015 and decreased direct costs by \$4.6 million in 2014, increasing expenses by \$10.2 million in 2015 compared to 2014. We recorded an increase in direct costs for a profit-sharing plan in Mexico of \$0.9 million in 2015 and a decrease in direct costs of \$22.8 million in 2014, increasing costs by \$23.7 million in 2015 compared to 2014. Additionally during 2014, we recorded a benefit in our LatAm segment of \$11.3 million related to the settlement of a pre-acquisition loss contingency after receiving a favorable court ruling. In 2014, we reached an arbitration settlement related to indemnification claims with the former owners of a university in Brazil in our LatAm segment and recorded a gain of \$6.7 million. In 2014, an entity in the Kingdom of Saudi Arabia in our AMEA segment recorded a benefit of \$2.8 million, primarily related to cash payments received for fully reserved receivables. In 2014, corporate expenses were reduced by \$4.8 million related to proceeds received from the settlement of earthquake-related insurance claims. Other Corporate expenses accounted for an increase in costs of \$15.3 million in 2015 compared to 2014.

Operating income increased by \$37.5 million to \$337.0 million for 2015 from \$299.5 million for 2014. The increase in operating income was related to a decrease in the loss on impairment of \$125.8 million between 2015 and 2014 and increased operating income from our GPS segment combined with less operating loss in our AMEA and Europe segments. The increase in operating income was partially offset by a decrease in our operating income for our LatAm segment, which was significantly impacted by the weakening of foreign currency against the USD, and increased Corporate expenses.

Interest expense, net of interest income increased by \$20.8 million to \$384.7 million for 2015 from \$363.9 million for 2014. The increase in interest expense was primarily attributable to higher debt balances and increased special interest expense since our registration statement was not declared effective by July 25, 2014.

Other non-operating (expense) income increased by \$15.7 million to expense of \$152.9 million for 2015 from expense of \$137.2 million for 2014. This increase was primarily attributable to a larger loss on foreign currency exchange in 2015 compared to 2014 for an increase in expense of \$39.2 million. This increase was offset by a decrease in the loss on debt extinguishment of \$21.7 million combined with a decreased loss on derivative instruments in 2015 compared to 2014 of \$0.5 million and an change in other non-operating (expense) income of \$1.3 million in 2015 compared to 2014.

Income tax (expense) benefit increased by \$156.8 million to expense of \$117.7 million for 2015 from a benefit of \$39.1 million for 2014. We have operations in multiple countries, many of which have statutory tax rates lower than the United States. The main reasons for this year-over-year increase in expense were releases of valuation allowances in 2014, the recording of the tax contingency related to the ICE audit matters in 2015, as discussed in Note 15, Income Taxes, in our consolidated financial statements included elsewhere in this prospectus, and significant tax rate changes in multiple jurisdictions on deferred tax balances, partially offset by a change in the mix of taxable and non-taxable entities in various taxing jurisdictions.

Equity in net income (loss) of affiliates, net of tax increased by \$2.3 million to income of \$2.5 million for 2015 from income of \$0.2 million for 2014. We recognized a net gain on the sale of HSM for \$2.0 million in 2015. Other equity-method investments resulted in a change of \$0.3 million for 2015 compared to 2014.

Net (income) loss attributable to noncontrolling interests increased by \$4.6 million to net income of \$0.4 million for 2015 from a net loss of \$4.2 million for 2014. The increase in net (income) loss attributable to noncontrolling interests primarily related to changes from net loss to net income at Obeikan and HIEU combined with increased net income at St. Augustine and less net loss at NHU, which closed in August 2015. These increases were offset by a higher net loss at Monash and less net income at INTI.

Comparison of Consolidated Results for the Year Ended December 31, 2014 to the Year Ended December 31, 2013

Revenues increased by \$500.8 million to \$4,414.7 million for the year ended December 31, 2014 from \$3,913.9 million for the year ended December 31, 2013. This revenue growth was driven by overall increased average total enrollment at a majority of our institutions, which increased revenues by \$315.3 million; the incremental impact of acquisitions, which increased revenues by \$275.9 million; the effect of changes in product mix, pricing and timing, which increased revenues by \$132.9 million; and a 2013 settlement in the form of tuition discounts, which decreased revenues by \$10.1 million in 2013 in our LatAm segment. Partially offsetting this revenue growth was the effect of a net change in foreign currency exchange rates, which decreased revenues by \$224.8 million. Other Corporate changes accounted for a decrease in revenues of \$8.6 million.

Direct costs and general and administrative expenses combined increased by \$429.8 million to \$3,989.4 million for 2014 from \$3,559.6 million for 2013. The direct cost increase was due to the incremental impact of acquisitions increasing costs by \$242.5 million and overall higher enrollments and expanded operations increasing costs by \$403.7 million. During the fourth quarter of 2014, we recorded an operating expense of \$18.0 million for a donation to a foundation for an initiative supported by the Turkish government in our Europe segment. In 2014, employee termination costs related to a reduction in force increased direct costs by \$18.0 million. In connection with a teach out at NHU, an institution in our GPS segment that closed in August 2015, we recorded costs of \$6.6 million in 2014 to ensure an orderly and successful transition for our students. Additionally, in 2014, HIEU, an institution in our AMEA segment, recorded a \$4.4 million loss on disposal of property to write off the carrying value of several parcels of land for which it no longer has land use rights. In 2014, we determined it was probable that THINK, an institution in our AMEA segment, would meet performance targets that were part of a share purchase agreement and accrued for a contingent earn-out of \$3.8 million. In our

Europe segment, we exited a leased facility at one institution and as a result, received an early termination settlement of \$4.8 million, decreasing expense in 2013, and we recorded a \$2.5 million gain on the termination of a sale leaseback arrangement in 2013. Acquisition contingent liabilities for taxes other than income tax, net of changes in recorded indemnification assets decreased direct costs by \$4.6 million in 2014 and \$7.2 million in 2013, increasing expenses by \$2.6 million in 2014 compared to 2013.

Offsetting these direct cost increases was a net change in foreign currency exchange rates, which decreased costs by \$193.3 million for 2014 compared to 2013. In 2013, we recorded the initial establishment of a profit-sharing plan related to the fiscal reform in Mexico, increasing expense by \$8.4 million in our LatAm segment. During 2014, we recorded a decrease in direct costs of \$22.8 million for this profit-sharing plan. Additionally, during 2014, we recorded a benefit in our LatAm segment of \$11.3 million related to the settlement of a pre-acquisition loss contingency after receiving a favorable court ruling. In 2014, we reached an arbitration settlement related to indemnification claims with the former owners of a university in Brazil in our LatAm segment and recorded a gain of \$6.7 million. In 2014, an entity in the Kingdom of Saudi Arabia in our AMEA segment recorded a benefit of \$2.8 million, primarily related to cash payments received for fully reserved receivables. The planned March 2013 opening of a new campus building for UNAB in Chile was delayed and additional expenses of \$6.2 million were incurred in our LatAm segment in 2013 to rent temporary facilities and operate them as classrooms. In 2013, we revised an estimate for a Brazil tax matter, resulting in additional expense of \$3.8 million in our LatAm segment. Additionally, during 2013, we recorded \$11.8 million for a social security tax matter for the years 2009 through 2012 in our Europe segment. In 2014, we reversed \$2.1 million of this social security tax liability due to statute of limitations expirations. In 2014, corporate expenses were reduced by \$4.8 million related to proceeds received from the settlement of earthquake-related insurance claims and \$1.9 million for debt modification costs incurred in 2013. Other changes in Corporate expenses accounted for a decrease in costs of \$1.2 million in 2014 compared to 2013.

Operating income decreased by \$21.2 million to \$299.5 million for 2014 from \$320.7 million for 2013. The decrease in operating income was primarily the result of a loss on impairment of \$125.8 million for 2014 compared to a loss on impairment of \$33.6 million for 2013. The decrease in operating income was also affected by the changes in the recorded values of certain tax contingent liabilities and indemnification assets from 2013 to 2014, which increased expenses by \$2.6 million. The decrease in operating income was partially offset by increased operating income primarily due to increased revenues greater than increased direct costs in our LatAm and GPS segments.

As of December 31, 2014, our balance sheet included liabilities of \$121.9 million in other long-term liabilities for taxes other than income tax, principally payroll tax-related uncertainties due to acquisitions of companies primarily in Latin America. As of December 31, 2013, we recorded \$53.7 million for this liability. The changes in this liability from 2013 to 2014 were related to acquisitions, interest and penalty accruals, changes in tax laws, expirations of statutes of limitations, settlements and changes in foreign currency exchange rates. The terms of the statutes of limitations on these contingencies vary but can be up to ten years. In most cases, we have received indemnification from the former owners and/or noncontrolling interest holders of the acquired businesses for these contingencies and therefore, we do not believe we will sustain an economic loss even if we are required to pay these additional amounts. If these contingencies expire unchallenged, the reversal of the related liabilities would increase operating income and reduce interest expense. For acquisitions made prior to 2009, an indemnified contingency would result in a reduction of recorded goodwill to the extent of recoveries made under the indemnification agreement. For acquisitions completed from and after January 1, 2009, indemnification assets are recorded as of the acquisition date on the same measurement basis as the indemnified contingency. To the extent these contingencies expire unchallenged, the reversal of the related liabilities would increase operating income and reduce interest expense and the corresponding indemnification asset reversal would reduce operating income.

Interest expense, net of interest income increased by \$35.5 million to \$363.9 million for 2014 from \$328.4 million for 2013. The increase in interest expense was primarily attributable to higher debt balances.

Other non-operating (expense) income increased by \$146.9 million to expense of \$137.2 million for 2014 from income of \$9.7 million for 2013. This increase was primarily attributable to a larger loss on foreign currency exchange in 2014 compared to 2013 for an increase in expense of \$106.9 million combined with a loss on derivative instruments in 2014 compared to a gain in 2013 for an increase in expense of \$9.7 million and an increase in the loss on debt extinguishment of \$21.6 million in 2014 compared to 2013. Other items of \$8.7 million accounted for an additional increase in other non-operating expense for 2014 as compared to 2013; 2013 included a gain related to the acquisition of the remaining 80% interest of THINK of \$5.9 million and a gain on the sale of non-operating assets of \$3.9 million.

Income tax benefit (expense). We have operations in multiple countries, many of which have statutory tax rates lower than the United States. Our tax provision decreased by \$130.3 million to a benefit of \$39.1 million for 2014, from expense of \$91.2 million for 2013. The main reasons for this decrease in expense were the release of valuation allowances on deferred tax assets and the impact of the fiscal reform in Mexico.

Equity in net income (loss) of affiliates, net of tax increased by \$1.1 million to income of \$0.2 million for 2014 from a loss of \$0.9 million for 2013. In 2013, we wrote down our investment in HSM by \$3.1 million and recorded \$0.9 million in equity in net income of affiliate for THINK. We acquired the remaining ownership interest in THINK in December 2013. Other equity-method investments resulted in changes of \$1.1 million for 2014 compared to 2013.

Income from discontinued operations, net of tax decreased by \$0.8 million for 2014 compared to 2013. UNIDEP was classified as a discontinued operation in the accompanying consolidated financial statements. The decrease in income from discontinued operations was related to the sale of UNIDEP in January 2013.

Gain on sales of discontinued operations, net of tax decreased by \$4.4 million for 2014 compared to 2013. During 2013, we recognized a gain on the sale of UNIDEP of \$4.4 million.

Net loss attributable to noncontrolling interests decreased by \$11.2 million to \$4.2 million for 2014, from \$15.4 million for 2013. The decrease in net loss attributable to noncontrolling interests primarily related to our noncontrolling interest in UAM Brazil. In 2013, we recognized \$6.6 million of net loss attributable to UAM Brazil. We acquired the remaining interest of UAM Brazil in April 2013. We acquired 80% of St. Augustine in November 2013 and in 2014, we recognized \$1.0 million of net income attributable to St. Augustine. Additionally, we recognized \$1.5 million net loss attributable to Obeikan in the Kingdom of Saudi Arabia for 2014 compared to \$2.5 million net loss attributable to Obeikan for 2013. Other noncontrolling interests resulted in changes of \$2.6 million for 2014 compared to 2013.

Non-GAAP Financial Measure

We define Adjusted EBITDA as net income (loss), *before* gain on sales of discontinued operations, net of tax (for 2013), and income from discontinued operations, net of tax (for 2013), equity in net (income) loss of affiliates, net of tax, income tax expense (benefit), gain on sale of subsidiaries, net, foreign currency exchange loss (income), net, other (income) expense, net, loss (gain) on derivatives, loss on debt extinguishment, interest expense and interest income, *plus* depreciation and amortization, stock-based compensation expense, loss on impairment of assets and expenses related to implementation of our EiP initiative. When we review Adjusted EBITDA on a segment basis, we exclude inter-segment revenues and expenses that eliminate in consolidation. Adjusted EBITDA is used in addition to and in conjunction with results presented in accordance with GAAP and should not be relied upon to the exclusion of GAAP financial measures.

We have included Adjusted EBITDA in this prospectus because it is a key measure used by our management and board of directors to understand and evaluate our core operating performance and trends, to prepare and approve our annual budget and to develop short- and long-term operational plans. In particular, the exclusion of certain expenses in calculating Adjusted EBITDA can provide a useful measure for period-to-period comparisons of our core business. Additionally, Adjusted EBITDA is a key input into the formula used by the compensation committee of our board of directors and our Chief Executive Officer in connection with the payment of incentive compensation to our executive officers and other members of our management team. Accordingly, we believe that Adjusted EBITDA provides useful information to investors and others in understanding and evaluating our operating results in the same manner as our management and board of directors.

Comparison of Adjusted EBITDA for the Nine Months Ended September 30, 2016 and 2015

The following table presents Adjusted EBITDA and reconciles net income (loss) to Adjusted EBITDA for the nine months ended September 30, 2016 and 2015:

<u>(in millions)</u>	<u>2016</u>	<u>2015</u>	<u>% Change Better/(Worse) 2016 v 2015</u>
Net income (loss)	\$ 327.7	\$(299.7)	nm
Plus:			
Equity in net income of affiliates, net of tax	—	(2.1)	(100)%
Income tax expense	35.2	81.6	57%
Income (loss) from continuing operations before income taxes and equity in net income of affiliates	362.9	(220.2)	nm
Plus:			
Gain on sale of subsidiaries, net	(398.4)	—	nm
Foreign currency exchange (gain) loss, net	(80.3)	139.4	158%
Other expense (income), net	1.0	(1.3)	(177)%
Loss on derivatives	8.2	2.6	nm
Loss on debt extinguishment	17.4	1.3	nm
Interest expense	314.4	300.1	(5)%
Interest income	(13.3)	(9.9)	34%
Operating income	211.9	212.0	nm
Plus:			
Depreciation and amortization	202.7	209.4	3%
EBITDA	414.6	421.4	(2)%
Plus:			
Stock-based compensation expense(a)	28.9	27.2	(6)%
EiP implementation expenses(b)	37.2	27.2	(37)%
Adjusted EBITDA	<u>\$ 480.7</u>	<u>\$ 475.8</u>	1%

nm—percentage changes not meaningful

(a) Represents non-cash, stock-based compensation expense pursuant to the provisions of ASC Topic 718.

(b) EiP implementation expenses are related to our enterprise-wide initiative to optimize and standardize our processes, creating vertical integration of procurement, information technology, finance, accounting and human resources, which began in 2014 and is expected to be substantially completed by the end of 2017. EiP includes the establishment of regional SSOs around the world, as well as improvements to our system of internal controls over financial reporting.

Comparison of Depreciation and Amortization, Stock-based Compensation and EiP Implementation Expenses for the Nine Months Ended September 30, 2016 and 2015

Depreciation and amortization decreased by \$6.7 million to \$202.7 million for the 2016 fiscal period from \$209.4 million for the 2015 fiscal period. The incremental impact of dispositions decreased depreciation and amortization expense by \$3.8 million. The effects of foreign currency exchange decreased depreciation and amortization expense by \$13.4 million for the 2016 fiscal period compared to the 2015 fiscal period. Other items accounted for a decrease in amortization expense of \$5.8 million, primarily related to intangibles that were fully amortized in 2015. The incremental impact from acquisitions resulted in a \$0.2 million increase in depreciation expense and amortization expense for the 2016 fiscal period compared to the 2015 fiscal period. Other items accounted for an increase in depreciation expense of \$16.1 million, primarily related to capital expenditures.

Stock-based compensation expense increased by \$1.7 million to \$28.9 million for the 2016 fiscal period from \$27.2 million for the 2015 fiscal period. This increase was primarily due to an increase in stock option expense related to an equity award modification in the 2016 fiscal period; this was partially offset by a decrease in expense recorded for the deferred compensation arrangement as \$87.1 million was paid in December 2015 with \$37.1 million in cash and \$50.0 million in notes.

EiP implementation expenses increased by \$10.0 million to \$37.2 million for the 2016 fiscal period from \$27.2 million for the 2015 fiscal period. These increased expenses represent increased spending related to an enterprise-wide initiative to optimize and standardize our processes, creating vertical integration of procurement, information technology, finance, accounting and human resources. It includes the establishment of regional SSOs around the world, as well as improvements to our system of internal controls over financial reporting.

Comparison of Adjusted EBITDA for the Years Ended December 31, 2015, 2014 and 2013

The following table presents Adjusted EBITDA and reconciles net loss to Adjusted EBITDA for the years ended December 31, 2015, 2014, and 2013:

(in millions)	2015	2014	2013	% Change Better/(Worse)	
				2015 vs. 2014	2014 vs. 2013
Net loss	\$(315.8)	\$(162.5)	\$(85.1)	(94)%	(91)%
Plus:					
Gain on sales of discontinued operations, net of tax	—	—	(4.4)	nm	(100)%
Income from discontinued operations, net of tax	—	—	(0.8)	nm	(100)%
Loss from continuing operations	(315.8)	(162.5)	(90.2)	(94)%	(80)%
Equity in net (income) loss of affiliates, net of tax	(2.5)	(0.2)	0.9	nm	122%
Income tax expense (benefit)	117.7	(39.1)	91.2	nm	143%
(Loss) income from continuing operations before income taxes and equity in net (income) loss of affiliates	(200.6)	(201.7)	1.9	1%	nm
Plus:					
Foreign currency exchange loss, net	149.2	110.0	3.1	(36)%	nm
Other (income) expense, net	(0.2)	1.2	(7.5)	117%	(116)%
Loss (gain) on derivatives	2.6	3.1	(6.6)	16%	(147)%
Loss on debt extinguishment	1.3	23.0	1.4	94%	nm
Interest expense	398.0	385.8	350.2	(3)%	(10)%
Interest income	(13.3)	(21.8)	(21.8)	(39)%	—%
Operating income	337.0	299.5	320.7	13%	(7)%
Plus:					
Depreciation and amortization	282.9	288.3	242.7	2%	(19)%
EBITDA	619.9	587.8	563.4	5%	4%
Plus:					
Stock-based compensation expense(a)	39.0	49.2	49.5	21%	1%
Loss on impairment of assets(b)	—	125.8	33.6	nm	nm
EiP implementation expenses(c)	44.5	10.7	—	nm	nm
Adjusted EBITDA	<u>\$ 703.4</u>	<u>\$ 773.5</u>	<u>\$646.5</u>	(9)%	20%

nm—percentage changes not meaningful

- Represents non-cash, stock-based compensation expense pursuant to the provisions of ASC Topic 718.
- Represents non-cash charges related to impairments of long-lived assets. For further details on certain impairment items, see “—Discussion of Significant Items Affecting the Consolidated Results—Impairments.”
- EiP implementation expenses are related to our enterprise-wide initiative to optimize and standardize our processes, creating vertical integration of procurement, information technology, finance, accounting and human resources, which began in 2014 and is expected to be substantially completed by the end of 2017. EiP includes the establishment of regional SSOs around the world, as well as improvements to our system of internal controls over financial reporting.

Comparison of Depreciation and Amortization, Stock-based Compensation and EiP Implementation Expenses for the Years Ended December 31, 2015 and 2014

Depreciation and amortization decreased by \$5.4 million to \$282.9 million for 2015 from \$288.3 million for 2014. The effects of foreign currency exchange decreased depreciation and amortization expense by \$40.7 million for 2015 compared to 2014. The incremental impact from acquisitions resulted in a \$5.5 million increase in depreciation expense and amortization expense for 2015 compared to 2014. New capital expenditures primarily accounted for an increase in depreciation

expense of \$25.5 million. Other items accounted for the remaining change in amortization expense of \$4.3 million.

Stock-based compensation expense decreased by \$10.2 million to \$39.0 million for 2015 from \$49.2 million for 2014. This decrease was primarily due to the following: (1) a decrease in restricted stock awards expense in 2015 as compared to 2014 due to accelerated expense recognition under graded vesting, primarily related to a large tranche of performance-based restricted stock awards that vested on December 31, 2014; (2) a decrease in expense recorded for the deferred compensation arrangement as \$81.0 million was paid in September 2014; and (3) a decrease in stock option expense resulting from a modification charge recorded for a 30% special vesting tranche in 2014.

EiP implementation expenses increased by \$33.8 million to \$44.5 million for 2015 from \$10.7 million for 2014. These increased expenses represent increased spending related to an enterprise-wide initiative to optimize and standardize our processes, creating vertical integration of procurement, information technology, financing, accounting and human resources. It includes the establishment of regional SSOs around the world, as well as improvements to our system of internal controls over financial reporting.

Comparison of Depreciation and Amortization and Stock-based Compensation Expense for the Years Ended December 31, 2014 and 2013

Depreciation and amortization increased by \$45.6 million to \$288.3 million for 2014 from \$242.7 million for 2013. The incremental impact from acquisitions resulted in a \$14.7 million increase in depreciation expense for 2014 compared to 2013. Other items accounted for an increase in depreciation expense of \$34.8 million, primarily related to new capital expenditures. The incremental impact from acquisitions resulted in a \$10.9 million increase in amortization expense for 2014 compared to 2013. The effects of foreign currency exchange decreased depreciation and amortization expense by \$14.3 million for 2014 compared to 2013. Other items accounted for the remaining decrease in amortization expense of \$0.5 million.

Stock-based compensation expense decreased by \$0.3 million to \$49.2 million for 2014 from \$49.5 million for 2013. This decrease was primarily due to a decrease in stock options expense of \$9.7 million due to: \$4.0 million recorded for an equity restructuring modification in the fourth quarter of 2013; \$4.9 million recorded for a special 30% performance option tranche becoming probable to vest during 2013; and \$0.8 million recorded for options modified in 2013 as a result of 2007 Plan performance target modification. Other items accounted for a decrease in expense of \$0.8 million for 2014 compared to 2013. This decrease was offset by an increase in expense related to restricted stock unit awards of \$10.2 million for 2014 compared to 2013 due to an equity grant in October 2013.

Segment Results

We have four operating segments, LatAm, Europe, AMEA and GPS. On May 2, 2016, we announced a change to our operating segments in order to align our structure more geographically. Our institution in Italy, NABA, including Domus Academy, moved from our GPS segment into our Europe segment. MDS, located in New Zealand, moved from our GPS segment into our AMEA segment. Our GPS segment now focuses on Laureate's fully online global operations and on its campus-based institutions in the United States. Our segment information for all periods presented has been revised to reflect this change. We determine our operating segments based on information utilized by our chief operating decision maker to allocate resources and assess performance.

On January 10, 2017, we announced that we plan to combine our Europe and AMEA operations, effective March 31, 2017, in order to reflect our belief that we will be able to operate the institutions in those operations more successfully and efficiently under common management. The Company is currently evaluating the impact of this combination on its operating segments. All information in this prospectus is presented consistently with our operating segments as in effect on September 30, 2016, and on the date of this prospectus, and does not reflect any possible segment realignment.

For purposes of the following comparison of results discussion, “segment direct costs” represent direct costs by segment as they are included in Adjusted EBITDA, such that depreciation and amortization expense, impairment charges on long-lived assets, stock-based compensation expense and our EiP implementation expenses have been excluded. In the segment tables presented below, total segment direct costs are segregated into instructional and services and marketing and promotional expenses. For a further description of our segments, see “—Overview.”

Summary Comparison of Segment Results for the Nine Months Ended September 30, 2016 and 2015

The following table, derived from our consolidated financial statements, presents selected financial information of our segments for the nine months ended September 30, 2016 and 2015:

<u>(in millions)</u>	<u>2016</u>	<u>2015</u>	<u>% Change Better/(Worse) 2016 vs. 2015</u>
Revenues:			
LatAm	\$1,738.3	\$1,775.3	(2)%
Europe	331.8	321.1	3%
AMEA	309.9	312.9	(1)%
GPS	697.9	737.9	(5)%
Corporate	(9.5)	(6.1)	(56)%
Consolidated Total Revenues	<u>\$3,068.3</u>	<u>\$3,141.2</u>	(2)%
Adjusted EBITDA:			
LatAm	\$ 329.4	\$ 323.1	2%
Europe	25.7	23.6	9%
AMEA	36.3	37.8	(4)%
GPS	189.5	175.2	8%
Corporate	(100.3)	(83.9)	(20)%
Consolidated Total Adjusted EBITDA	<u>\$ 480.7</u>	<u>\$ 475.8</u>	1%

LatAm

Operating results for our LatAm segment for the nine months ended September 30, 2016 and 2015 were as follows:

<u>(in millions)</u>	<u>2016</u>	<u>2015</u>	<u>% Change Better/(Worse) 2016 vs. 2015</u>
Segment revenues	\$1,738.3	\$1,775.3	(2)%
Segment direct costs:			
Instructional and services	1,330.1	1,368.3	3%
Marketing and promotional	78.8	83.9	6%
Adjusted EBITDA	<u>\$ 329.4</u>	<u>\$ 323.1</u>	2%

Comparison of LatAm Results for the Nine Months Ended September 30, 2016 to the Nine Months Ended September 30, 2015

LatAm segment revenues for the 2016 fiscal period decreased by \$37.0 million to \$1,738.3 million, compared to the 2015 fiscal period. Our LatAm segment operates in several countries and is subject to the effects of foreign currency exchange rates in each of those countries. For the 2016 fiscal period, the

effects of currency translations decreased revenues by \$156.5 million, primarily due to the weakening of the Mexican Peso, Brazilian Real, Chilean Peso and Peruvian Nuevo Sol relative to the USD. On average, organic enrollment excluding acquisitions increased during the 2016 fiscal period by 3% for this segment, increasing revenues by \$50.1 million compared to the 2015 fiscal period. Each institution in the segment offers tuition at various prices based upon degree program. The effects of product mix, pricing and timing resulted in a \$69.4 million increase in revenues compared to the 2015 fiscal period; this increase was net of a negative impact to revenues of approximately \$18.0 million that occurred as a result of class disruptions at two of our institutions in Chile during a nationwide student protest that lasted several weeks. The protest began in the second quarter of 2016 and ended in July 2016. The disrupted classes are anticipated to be fully complete before the end of the year. LatAm revenues represented 56% of our total revenues for the 2016 fiscal period compared to 57% for the 2015 fiscal period.

LatAm segment direct costs decreased by \$43.3 million to \$1,408.9 million, or 81% of LatAm revenues for the 2016 fiscal period, compared to \$1,452.2 million, or 82% of LatAm revenues for the 2015 fiscal period. The effects of currency translations decreased expenses by \$153.6 million, primarily due to the weakening of the Mexican Peso, Brazilian Real, Chilean Peso and Peruvian Nuevo Sol relative to the USD. Offsetting these direct costs decreases, higher enrollments and expanded operations at our LatAm institutions increased direct costs by \$103.7 million in the 2016 fiscal period compared to the 2015 fiscal period due to increased labor costs to service the enrollment growth, increased compliance costs to address regulatory changes and increased direct costs associated with the growth in the LatAm segment during 2016. Acquisition-contingent liabilities for taxes other than income tax, net of changes in recorded indemnification assets, increased expenses by \$6.6 million for the 2016 fiscal period compared to the 2015 fiscal period.

LatAm segment Adjusted EBITDA increased by \$6.3 million to \$329.4 million in the 2016 fiscal period from \$323.1 million in the 2015 fiscal period, as described above.

Europe

Operating results for our Europe segment for the nine months ended September 30, 2016 and 2015 were as follows:

<u>(in millions)</u>	<u>2016</u>	<u>2015</u>	<u>% Change Better/(Worse) 2016 vs. 2015</u>
Segment revenues	\$331.8	\$321.1	3%
Segment direct costs:			
Instructional and services	279.1	271.5	(3)%
Marketing and promotional	27.0	26.0	(4)%
Adjusted EBITDA	<u>\$ 25.7</u>	<u>\$ 23.6</u>	9%

Comparison of Europe Results for the Nine Months Ended September 30, 2016 to the Nine Months Ended September 30, 2015

Europe segment revenues for the 2016 fiscal period increased by \$10.7 million to \$331.8 million, compared to the 2015 fiscal period. The incremental impact of acquisitions resulted in a \$3.4 million increase in revenues in the 2016 fiscal period. On average, organic enrollment excluding acquisitions increased during the 2016 fiscal period by 12% for this segment, increasing revenues by \$27.7 million compared to the 2015 fiscal period. The incremental impact of dispositions decreased revenues by \$11.3 million in the 2016 fiscal period. For the 2016 fiscal period, the effects of product mix, pricing and timing resulted in a \$1.9 million decrease in revenues compared to the 2015 fiscal period. The segment operates in several countries and is subject to the effects of foreign currency exchange rates in

each of those countries. For the 2016 fiscal period, the effects of currency translations decreased revenues by \$7.2 million due to the weakening of the Turkish Lira relative to the USD. Europe revenues represented 11% of our total revenues for the 2016 fiscal period compared to 10% for the 2015 fiscal period.

Europe segment direct costs increased by \$8.6 million to \$306.1 million, or 92% of Europe revenues for the 2016 fiscal period, compared to \$297.5 million, or 93% of Europe revenues for the 2015 fiscal period. The incremental impact of acquisitions increased segment direct costs by \$2.0 million in the 2016 fiscal period compared to the 2015 fiscal period. Higher enrollments and expanded operations at our institutions in the Europe segment increased direct costs by \$25.3 million in the 2016 fiscal period compared to the 2015 fiscal period, driven primarily by increased labor costs and student support activities to service the enrollment growth experienced during the 2016 fiscal period. In the 2016 fiscal period, the incremental impact of dispositions decreased direct costs by \$12.7 million. The effects of currency translations decreased expenses by \$5.8 million due to the weakening of the Turkish Lira relative to the USD. Acquisition-contingent liabilities for taxes other than income tax, net of changes in recorded indemnification assets, decreased expenses by \$0.2 million for the 2016 fiscal period compared to the 2015 fiscal period.

Europe segment Adjusted EBITDA increased by \$2.1 million to \$25.7 million in the 2016 fiscal period, from \$23.6 million in the 2015 fiscal period, as described above.

AMEA

Operating results for our AMEA segment for the nine months ended September 30, 2016 and 2015 were as follows:

<u>(in millions)</u>	<u>2016</u>	<u>2015</u>	<u>% Change Better/(Worse) 2016 vs. 2015</u>
Segment revenues	\$309.9	\$312.9	(1)%
Segment direct costs:			
Instructional and services	244.9	250.2	2%
Marketing and promotional	28.7	24.9	(15)%
Adjusted EBITDA	<u>\$ 36.3</u>	<u>\$ 37.8</u>	(4)%

Comparison of AMEA Results for the Nine Months Ended September 30, 2016 to the Nine Months Ended September 30, 2015

AMEA segment revenues for the 2016 fiscal period decreased by \$3.0 million to \$309.9 million, compared to the 2015 fiscal period. The segment operates in several countries and is subject to the effects of foreign currency exchange rates in each of those countries. For the 2016 fiscal period, the effects of currency translations decreased revenues by \$14.7 million, primarily due to the weakening of the Malaysian Ringgit, South African Rand, Indian Rupee, Chinese Renminbi and Australian Dollar relative to the USD. On average, organic enrollment excluding acquisitions increased during the 2016 fiscal period by 5% for this segment, increasing revenues by \$2.8 million compared to the 2015 fiscal period. For the 2016 fiscal period, the effects of product mix, pricing and timing resulted in an \$8.9 million increase in revenues compared to the 2015 fiscal period. AMEA revenues represented 10% of our total revenues for the 2016 and 2015 fiscal periods.

AMEA segment direct costs decreased by \$1.5 million to \$273.6 million, or 88% of AMEA revenues for the 2016 fiscal period, compared to \$275.1 million, or 88% of AMEA revenues for the 2015 fiscal period. For the 2016 fiscal period, the effects of currency translations decreased expenses by \$13.2 million, primarily due to the weakening of the Malaysian Ringgit, South African Rand, Indian

Rupee, Chinese Renminbi and Australian Dollar relative to the USD. Increased costs to support the growth in our operations increased costs by \$11.7 million in the 2016 fiscal period compared to the 2015 fiscal period.

AMEA segment Adjusted EBITDA decreased by \$1.5 million to \$36.3 million in the 2016 fiscal period, from \$37.8 million in the 2015 fiscal period, as described above.

GPS

Operating results for our GPS segment for the nine months ended September 30, 2016 and 2015 were as follows:

<u>(in millions)</u>	<u>2016</u>	<u>2015</u>	<u>% Change Better/(Worse) 2016 vs. 2015</u>
Segment revenues	\$697.9	\$737.9	(5)%
Segment direct costs:			
Instructional and services	404.2	470.9	14%
Marketing and promotional	104.2	91.8	(14)%
Adjusted EBITDA	<u>\$189.5</u>	<u>\$175.2</u>	8%

Comparison of GPS Results for the Nine Months Ended September 30, 2016 to the Nine Months Ended September 30, 2015

GPS segment revenues for the 2016 fiscal period decreased by \$40.0 million to \$697.9 million, compared to the 2015 fiscal period. The incremental impact of dispositions decreased revenues by \$46.0 million in the 2016 fiscal period. The effects of currency translations decreased revenues by \$2.6 million in the 2016 fiscal period, compared to the 2015 fiscal period, primarily due to the weakening of the Swiss Franc relative to the USD. On average, organic enrollment excluding acquisitions increased during the 2016 fiscal period by 2%, increasing revenues by \$6.9 million compared to the 2015 fiscal period. For the 2016 fiscal period, the effects of product mix, pricing and timing resulted in a \$1.7 million increase in revenues compared to the 2015 fiscal period. GPS segment revenues represented 23% of our total revenues for the 2016 and 2015 fiscal periods.

GPS segment direct costs decreased by \$54.3 million to \$508.4 million, or 73% of total GPS segment revenues for the 2016 fiscal period, compared to \$562.7 million, or 76% of total GPS segment revenues for the 2015 fiscal period. In the 2016 fiscal period, the incremental impact of dispositions decreased direct costs by \$46.0 million. The effects of currency translations decreased segment direct costs by \$2.4 million in the 2016 fiscal period compared to the 2015 fiscal period, due to the weakening of the Swiss Franc relative to the USD. GPS direct costs decreased by \$7.0 million for the 2016 fiscal period compared to the 2015 fiscal period, primarily a result of cost reductions at the shared service center. Higher enrollments and expanded operations, partially offset by decreased expenses from the closure of NHU in August 2015, increased expenses by \$1.1 million during the 2016 fiscal period compared to the 2015 fiscal period.

GPS segment Adjusted EBITDA increased by \$14.3 million to \$189.5 million for the 2016 fiscal period, from \$175.2 million for the 2015 fiscal period, as described above.

Corporate

Corporate revenues represent amounts from contractual arrangements with UDLA Ecuador, our consolidated joint venture with the University of Liverpool and Corporate billings for centralized IT costs billed to various segments, offset by the elimination of inter-segment revenues.

Operating results for Corporate for the nine months ended September 30, 2016 and 2015 were as follows:

<u>(in millions)</u>	<u>2016</u>	<u>2015</u>	<u>% Change Better/(Worse) 2016 vs. 2015</u>
Revenues	\$ (9.5)	\$ (6.1)	(56)%
Expenses	<u>90.8</u>	<u>77.8</u>	(17)%
Adjusted EBITDA	<u>\$ (100.3)</u>	<u>\$ (83.9)</u>	(20)%

Comparison of Corporate Results for the Nine Months Ended September 30, 2016 to the Nine Months Ended September 30, 2015

Corporate Adjusted EBITDA decreased by \$16.4 million to \$(100.3) million for the 2016 fiscal period, compared to \$(83.9) million for the 2015 fiscal period. This decrease in Adjusted EBITDA primarily resulted from increases in consulting and labor costs of \$17.8 million, partially offset by other items of \$1.4 million.

Summary Comparison of Segment Results for the Years Ended December 31, 2015, 2014 and 2013

The following table, derived from our consolidated financial statements, presents selected financial information of our segments for the years ended December 31, 2015, 2014, and 2013:

<u>(in millions)</u>	<u>2015</u>	<u>2014</u>	<u>2013</u>	<u>% Change Better/(Worse)</u>	
				<u>2015 vs. 2014</u>	<u>2014 vs. 2013</u>
Revenues:					
LatAm	\$2,415.6	\$2,532.5	\$2,340.9	(5)%	8%
Europe	486.2	533.9	501.4	(9)%	6%
AMEA	422.1	405.6	202.3	4%	100%
GPS	979.9	954.5	872.4	3%	9%
Corporate	<u>(12.3)</u>	<u>(11.7)</u>	<u>(3.1)</u>	(5)%	nm
Consolidated Total Revenues	<u>\$4,291.7</u>	<u>\$4,414.7</u>	<u>\$3,913.9</u>	(3)%	13%
Adjusted EBITDA:					
LatAm	\$ 463.7	\$ 542.0	\$ 466.7	(14)%	16%
Europe	78.4	72.8	72.7	8%	—%
AMEA	49.9	30.1	(4.8)	66%	nm
GPS	226.8	223.0	205.6	2%	8%
Corporate	<u>(115.4)</u>	<u>(94.4)</u>	<u>(93.7)</u>	(22)%	(1)%
Consolidated Total Adjusted EBITDA	<u>\$ 703.4</u>	<u>\$ 773.5</u>	<u>\$ 646.5</u>	(9)%	20%

nm—percentage changes not meaningful

LatAm

Operating results for our LatAm segment for the years ended December 31, 2015, 2014, and 2013 were as follows:

(in millions)	2015	2014	2013	% Change Better/(Worse)	
				2015 vs. 2014	2014 vs. 2013
Segment revenues	\$2,415.6	\$2,532.5	\$2,340.9	(5)%	8%
Segment direct costs:					
Instructional and services	1,837.9	1,868.5	1,755.6	2%	(6)%
Marketing and promotional	114.0	122.0	118.6	7%	(3)%
Adjusted EBITDA	\$ 463.7	\$ 542.0	\$ 466.7	(14)%	16%

Comparison of LatAm Results for the Year Ended December 31, 2015 to the Year Ended December 31, 2014

LatAm segment revenues for 2015 decreased by \$116.9 million to \$2,415.6 million, compared to 2014. Our LatAm segment operates in several countries and is subject to the effects of foreign currency exchange rates in each of those countries. For 2015, the effects of currency translations decreased revenues by \$512.1 million, primarily due to the weakening of the Brazilian Real, Mexican Peso, Chilean Peso, Peruvian Nuevo Sol and Honduran Lempira relative to the USD. The incremental impact of acquisitions resulted in a \$106.1 million increase in revenues in 2015. On average, organic enrollment excluding acquisitions increased during 2015 by 7% for this segment, increasing revenues by \$169.0 million compared to 2014. Each institution in the segment offers tuition at various prices based upon degree program. For 2015, the effects of product mix, pricing and timing resulted in a \$120.1 million increase in revenues compared to 2014. LatAm revenues represented 56% of our total revenues for 2015 compared to 57% for 2014.

LatAm segment direct costs decreased by \$38.6 million to \$1,951.9 million, or 81% of LatAm revenues for 2015, compared to \$1,990.5 million, or 79% of LatAm revenues for 2014. The effects of currency translations decreased expenses by \$394.9 million, primarily due to the weakening of the Brazilian Real, Mexican Peso, Chilean Peso, Peruvian Nuevo Sol and Honduran Lempira relative to the USD. Employee termination costs were \$5.4 million in 2015 and \$11.5 million in 2014, which resulted in a decrease year-over-year of \$6.1 million.

Offsetting these direct costs decreases, the incremental impact of acquisitions increased segment direct costs by \$97.1 million in 2015 compared to 2014. Higher enrollments and expanded operations at our LatAm institutions increased direct costs by \$213.5 million in 2015 compared to 2014 due to increased labor costs to service the enrollment growth, increased compliance costs to address regulatory changes and increased direct costs associated with the growth in the LatAm segment during 2015. Acquisition contingent liabilities for taxes other than income tax, net of changes in recorded indemnification assets, increased expenses by \$10.1 million for 2015 compared to 2014. We recorded an increase in direct costs for a profit-sharing plan in Mexico of \$0.9 million in 2015 and a decrease in direct costs of \$22.8 million in 2014, thereby increasing costs by \$23.7 million in 2015 compared to 2014. Additionally during 2014, we recorded a benefit of \$11.3 million related to the settlement of a pre-acquisition loss contingency after receiving a favorable court ruling. In 2014, we reached an arbitration settlement related to indemnification claims with the former owners in Brazil and recorded a gain of \$6.7 million.

LatAm segment Adjusted EBITDA decreased by \$78.3 million to \$463.7 million in 2015 from \$542.0 million in 2014, as described above.

Comparison of LatAm Results for the Year Ended December 31, 2014 to the Year Ended December 31, 2013

LatAm segment revenues for 2014 increased by \$191.6 million to \$2,532.5 million, compared to 2013. The incremental impact of acquisitions resulted in a \$77.2 million increase in revenues in 2014. On average, organic enrollment excluding acquisitions increased during 2014 by 10% for this segment, increasing revenues by \$201.7 million compared to 2013. Each institution in the segment offers tuition at various prices based upon the degree program. For 2014, the effects of product mix, pricing and timing resulted in a \$105.5 million increase in revenues compared to 2013. Additionally, a settlement in the form of tuition discounts decreased revenues in our LatAm segment by \$10.1 million in 2013. Our LatAm segment operates in several countries and is subject to the effects of foreign currency exchange rates in each of those countries. For 2014, the effects of currency translations decreased revenues by \$202.9 million, primarily due to the weakening of the Chilean Peso, Brazilian Real, Mexican Peso, Peruvian Nuevo Sol and Costa Rican Colón relative to the USD. LatAm revenues represented 57% of our total revenues for 2014 compared to 60% for 2013.

LatAm segment direct costs increased by \$116.3 million to \$1,990.5 million, or 79% of LatAm revenues for 2014, compared to \$1,874.2 million, or 80% of LatAm revenues for 2013. The incremental impact of acquisitions increased segment direct costs by \$66.8 million in 2014 compared to 2013. Higher enrollments and expanded operations at our LatAm institutions contributed to \$254.1 million of the increased expenses during 2014 compared to 2013 due to: increased labor costs to service the enrollment growth, increased compliance costs to address regulatory changes and increased direct costs associated with the growth in the LatAm segment during 2014. Acquisition contingent liabilities for taxes other than income tax, net of changes in recorded indemnification assets, increased expenses by \$3.2 million for 2014 compared to 2013. Employee termination costs related to a reduction in force increased direct costs by \$11.5 million for 2014.

Offsetting these direct costs increases, the effects of currency translations decreased expenses by \$160.1 million, primarily due to the weakening of the Chilean Peso, Brazilian Real, Mexican Peso, Peruvian Nuevo Sol and Costa Rican Colón relative to the USD. In 2013, we recorded the initial establishment of a profit-sharing plan in Mexico, increasing expense by \$8.4 million. During 2014, we recorded a decrease in direct costs of \$22.8 million for this profit-sharing plan. Additionally during 2014, we recorded a benefit of \$11.3 million related to the settlement of a pre-acquisition loss contingency after receiving a favorable court ruling. In 2014, we reached an arbitration settlement related to indemnification claims with the former owners in Brazil and recorded a gain of \$6.7 million. In 2013, we revised an estimate for a Brazil tax matter, resulting in additional expense of \$3.8 million. The planned March 2013 opening of a new campus building for UNAB in Chile was delayed and additional expenses of \$6.2 million were incurred in 2013 to rent temporary facilities and operate them as classrooms.

LatAm segment Adjusted EBITDA increased by \$75.3 million to \$542.0 million in 2014 from \$466.7 million in 2013, as described above.

Europe

Operating results for our Europe segment for the years ended December 31, 2015, 2014 and 2013 were as follows:

(in millions)	2015	2014	2013	% Change Better/(Worse)	
				2015 vs. 2014	2014 vs. 2013
Segment revenues	\$486.2	\$533.9	\$501.4	(9)%	6%
Segment direct costs:					
Instructional and services	374.3	426.2	392.3	12%	(9)%
Marketing and promotional	33.5	34.9	36.4	4%	4%
Adjusted EBITDA	<u>\$ 78.4</u>	<u>\$ 72.8</u>	<u>\$ 72.7</u>	8%	—%

Comparison of Europe Results for the Year Ended December 31, 2015 to the Year Ended December 31, 2014

Europe segment revenues for 2015 decreased by \$47.7 million to \$486.2 million, compared to 2014. The segment operates in several countries and is subject to the effects of foreign currency exchange rates in each of those countries. For 2015, the effects of currency translations decreased revenues by \$97.0 million due to the weakening of the Euro and Turkish Lira relative to the USD. The incremental impact of acquisitions resulted in an \$8.2 million increase in revenues in 2015. On average, organic enrollment excluding acquisitions increased during 2015 by 10% for this segment, increasing revenues by \$35.5 million compared to 2014. For 2015, the effects of product mix, pricing and timing resulted in a \$5.6 million increase in revenues compared to 2014. Europe revenues represented 11% of our total revenues for 2015 compared to 12% for 2014.

Europe segment direct costs decreased by \$53.3 million to \$407.8 million, or 84% of Europe revenues for 2015, compared to \$461.1 million, or 86% of Europe revenues for 2014. The effects of currency translations decreased expenses by \$82.1 million due to the weakening of the Euro and Turkish Lira relative to the USD. During the fourth quarter of 2014, we recorded an operating expense of \$18.0 million for a donation to a foundation for an initiative supported by the Turkish government. Employee termination costs were \$4.1 million in 2015 and \$4.7 million in 2014, which resulted in a decrease year-over-year of \$0.6 million in 2015 compared to 2014.

Offsetting these direct cost decreases, the incremental impact of acquisitions increased segment direct costs by \$6.5 million in 2015 compared to 2014. Higher enrollments and expanded operations at our institutions in the Europe segment increased direct costs by \$40.9 million in 2015 compared to 2014, driven primarily by increased labor costs and student support activities to service the enrollment growth experienced during 2015.

Europe segment Adjusted EBITDA increased by \$5.6 million to \$78.4 million in 2015, from \$72.8 million in 2014, as described above.

Comparison of Europe Results for the Year Ended December 31, 2014 to the Year Ended December 31, 2013

Europe segment revenues for 2014 increased by \$32.5 million to \$533.9 million, compared to 2013. The incremental impact of acquisitions resulted in a \$9.9 million increase in revenues in 2014. On average, organic enrollment excluding acquisitions increased during 2014 by 9% for this segment, increasing revenues by \$32.8 million compared to 2013. For 2014, the effects of product mix, pricing and timing resulted in a \$6.9 million increase in revenues compared to 2013. The segment operates in several countries and is subject to the effects of foreign currency exchange rates in each of those countries. For 2014, the effects of currency translations decreased revenues by \$17.1 million due to the weakening of the Turkish Lira and the Euro relative to the USD. Europe revenues represented 12% of our total revenues for 2014 compared to 13% for 2013.

Europe segment direct costs increased by \$32.4 million to \$461.1 million, or 86% of Europe revenues for 2014, compared to \$428.7 million, or 86% of Europe revenues for 2013. The incremental impact of acquisitions increased segment direct costs by \$8.8 million in 2014 compared to 2013. Higher enrollments and expanded operations at our institutions in the Europe segment contributed to \$21.4 million of the increased expenses during 2014 compared to 2013, driven primarily by increased labor costs and student support activities to service the enrollment growth experienced during 2014. During the fourth quarter of 2014, we recorded an operating expense of \$18.0 million for a donation to a foundation for an initiative supported by the Turkish government. Employee termination costs related to a reduction in force increased direct costs by \$4.7 million for 2014. We also exited a leased facility at one institution in Europe and as a result received an early termination settlement of \$4.8 million, which decreased direct costs in 2013, and recorded a \$2.5 million gain on the termination of a sale leaseback arrangement in 2013.

For 2014, the effects of currency translations decreased expenses by \$13.4 million due to the weakening of the Turkish Lira and the Euro relative to the USD. Changes in contingent liabilities for taxes other than income tax, net of changes in recorded indemnification assets, decreased expenses by \$0.5 million for 2014 compared to 2013. During 2013, we recorded \$11.8 million for a social security tax matter for the years 2009 through 2012, which increased direct costs for 2013. In 2014, we reversed \$2.1 million of the social security tax liability due to statute of limitations expirations.

Europe segment Adjusted EBITDA increased by \$0.1 million to \$72.8 million in 2014, from \$72.7 million in 2013, as described above.

AMEA

Operating results for our AMEA segment for the years ended December 31, 2015, 2014, and 2013 were as follows:

<u>(in millions)</u>	<u>2015</u>	<u>2014</u>	<u>2013</u>	<u>% Change Better/(Worse)</u>	
				<u>2015 vs. 2014</u>	<u>2014 vs. 2013</u>
Segment revenues	\$422.1	\$405.6	\$202.3	4%	100%
Segment direct costs:					
Instructional and services	337.5	343.0	191.2	2%	(79)%
Marketing and promotional	34.7	32.5	15.9	(7)%	(104)%
Adjusted EBITDA	<u>\$ 49.9</u>	<u>\$ 30.1</u>	<u>\$ (4.8)</u>	66%	nm

nm—percentage changes not meaningful

Comparison of AMEA Results for the Year Ended December 31, 2015 to the Year Ended December 31, 2014

AMEA segment revenues for 2015 increased by \$16.5 million to \$422.1 million, compared to 2014. The incremental impact of acquisitions resulted in a \$0.5 million increase in revenues in 2015. On average, organic enrollment excluding acquisitions increased during 2015 by 9% for this segment, increasing revenues by \$65.7 million compared to 2014. For 2015, the effects of product mix, pricing and timing resulted in a \$4.0 million increase in revenues compared to 2014. The segment operates in several countries and is subject to the effects of foreign currency exchange rates in each of those countries. For 2015, the effects of currency translations decreased revenues by \$53.7 million, primarily due to the weakening of the Australian Dollar, Malaysian Ringgit, South African Rand and Indian Rupee relative to the USD. AMEA revenues represented 10% of our total revenues for 2015 compared to 9% for 2014.

AMEA segment direct costs decreased by \$3.3 million to \$372.2 million, or 88% of AMEA revenues for 2015, compared to \$375.5 million, or 93% of AMEA revenues for 2014. For 2015, the effects of currency translations decreased expenses by \$46.0 million, primarily due to the weakening of the Australian Dollar, Malaysian Ringgit, South African Rand, and Indian Rupee relative to the USD. In 2014, we determined it was probable that THINK would meet performance targets that were part of a share purchase agreement and accrued for a contingent earn-out of \$3.8 million. Additionally, during 2014, HIEU recorded a \$4.4 million loss on disposal of property to write off the carrying value of several parcels of land for which it no longer has land use rights. The incremental impact of acquisitions increased segment direct costs by \$1.3 million in 2015 compared to 2014. Increased costs to support the growth in our operations increased costs by \$44.2 million in 2015 compared to 2014. In 2014, an entity in Saudi Arabia received a benefit of \$2.8 million, primarily related to cash payments received for fully reserved receivables. Employee termination costs increased direct costs by \$2.5 million in 2015. Changes in contingent liabilities for taxes other than income tax, net of changes in recorded indemnification assets, increased expenses by \$0.1 million for 2015 compared to 2014.

AMEA segment Adjusted EBITDA increased by \$19.8 million to \$49.9 million in 2015, from \$30.1 million in 2014, as described above.

Comparison of AMEA Results for the Year Ended December 31, 2014 to the Year Ended December 31, 2013

AMEA segment revenues for 2014 increased by \$203.3 million to \$405.6 million, compared to 2013. The incremental impact of acquisitions resulted in a \$137.9 million increase in revenues in 2014. On average, organic enrollment excluding acquisitions increased during 2014 by 19% for this segment, increasing revenues by \$71.5 million compared to 2013. For 2014, the effects of product mix, pricing and timing resulted in a \$0.5 million increase in revenues compared to 2013. The segment operates in several countries and is subject to the effects of foreign currency exchange rates in each of those countries. For 2014, the effects of currency translations decreased revenues by \$6.6 million due to the weakening of the Malaysian Ringgit, Australian Dollar, Indian Rupee and Thai Baht relative to the USD. AMEA revenues represented 9% of our total revenues for 2014 compared to 5% for 2013.

AMEA segment direct costs increased by \$168.4 million to \$375.5 million, or 93% of AMEA revenues for 2014, compared to \$207.1 million, or 102% of AMEA revenues for 2013. The incremental impact of acquisitions increased segment direct costs by \$115.1 million in 2014 compared to 2013. Increased costs to support the growth in our operations contributed to \$55.0 million of the increased expenses during 2014 compared to 2013. In 2014, we determined it was probable that THINK would meet performance targets that were part of a share purchase agreement and accrued for a contingent earn-out of \$3.8 million. Additionally, HIEU recorded a \$4.4 million loss on disposal of property to write off the carrying value of several parcels of land for which it no longer has land use rights. In 2014, an entity in the Kingdom of Saudi Arabia received a benefit of \$2.8 million, primarily related to cash payments received for fully reserved receivables. For 2014, the effects of currency translations decreased expenses by \$7.0 million, primarily due to the weakening of the Malaysian Ringgit, Australian Dollar, Indian Rupee and Thai Baht relative to the USD. Changes in contingent liabilities for taxes other than income tax, net of changes in recorded indemnification assets, decreased expenses by \$0.1 million for 2014 compared to 2013.

AMEA segment Adjusted EBITDA increased by \$34.9 million to \$30.1 million in 2014, from \$(4.8) million in 2013, as described above.

GPS

Operating results for our GPS segment for the years ended December 31, 2015, 2014 and 2013 were as follows:

(in millions)	2015	2014	2013	% Change Better/(Worse)	
				2015 vs. 2014	2014 vs. 2013
Segment revenues	\$979.9	\$954.5	\$872.4	3%	9%
Segment direct costs:					
Instructional and services	627.8	602.3	521.2	(4)%	(16)%
Marketing and promotional	125.3	129.2	145.6	3%	11%
Adjusted EBITDA	<u>\$226.8</u>	<u>\$223.0</u>	<u>\$205.6</u>	2%	8%

Comparison of GPS Results for the Year Ended December 31, 2015 to the Year Ended December 31, 2014

GPS segment revenues for 2015 increased by \$25.4 million to \$979.9 million, compared to 2014. On average, organic enrollment excluding acquisitions increased during 2015 by 3%, increasing revenues by \$29.6 million compared to 2014. For 2015, the effects of product mix, pricing and timing resulted in an \$21.1 million increase in revenues compared to 2014. For 2015, the effects of currency translations decreased revenues by \$26.1 million, primarily due to the weakening of the Euro and Swiss Franc relative to the USD. GPS Shared Service and Eliminations revenue increased by \$0.8 million for 2015 compared to 2014 due to increases in inter-segment revenues related to a management service arrangement. GPS segment revenues represented 23% of our total revenues for 2015 compared to 22% for 2014.

GPS segment direct costs increased by \$21.6 million to \$753.1 million, or 77% of total GPS segment revenues for 2015, compared to \$731.5 million, or 77% of total GPS segment revenues for 2014. Higher enrollments and expanded operations contributed to \$53.2 million of the increased expenses during 2015 compared to 2014. Direct costs included employee termination costs of \$3.2 million in 2015 and \$1.8 million in 2014, resulting in a year-over-year direct cost increase of \$1.4 million. The effects of currency translations decreased segment direct costs by \$24.2 million in 2015, compared to 2014, due to the weakening of the Euro and Swiss Franc relative to the USD. In connection with a teach out at NHU, we recorded costs of \$6.6 million for 2014 to ensure an orderly and successful transition for our students. GPS direct costs decreased by \$2.2 million for 2015 compared to 2014 related to the operation of the shared service center.

GPS segment Adjusted EBITDA increased by \$3.8 million to \$226.8 million for 2015, from \$223.0 million for 2014, as described above.

Comparison of GPS Results for the Year Ended December 31, 2014 to the Year Ended December 31, 2013

GPS segment revenues for 2014 increased by \$82.1 million to \$954.5 million, compared to 2013. The incremental impact of acquisitions resulted in a \$50.9 million increase in revenues for 2014. On average, organic enrollment excluding acquisitions increased during 2014 by 1%, increasing revenues by \$9.3 million compared to 2013. For 2014, the effects of product mix, pricing and timing resulted in a \$20.8 million increase in revenues compared to 2013. For 2014, the effects of currency translations increased revenues by \$1.8 million, primarily due to the strengthening of the Swiss Franc relative to the USD. GPS Shared Service and Eliminations revenue decreased \$0.7 million for 2014 compared to 2013 due to decreases in inter-segment revenues related to a management service arrangement. GPS segment revenues represented 22% of our total revenues for 2014 and 2013.

GPS segment direct costs increased by \$64.7 million to \$731.5 million, or 77% of total GPS segment revenues for 2014, compared to \$666.8 million, or 76% of total GPS segment revenues for 2013. The incremental impact of acquisitions increased segment direct costs by \$26.2 million for 2014 compared to 2013. Higher enrollments and expanded operations contributed to \$27.3 million of the increased expenses during 2014 compared to 2013. The effects of currency translations increased segment direct costs by \$1.5 million for 2014, compared to 2013, due to the strengthening of the Swiss Franc relative to the USD. In connection with a teach out at NHU, we recorded costs of \$6.6 million for 2014 to ensure an orderly and successful transition for our students. Employee termination costs related to a reduction in force increased direct costs by \$1.8 million for 2014. GPS direct costs increased by \$1.3 million for 2014 compared to 2013 related to the operation of the shared service center.

GPS segment Adjusted EBITDA increased by \$17.4 million to \$223.0 million for 2014, from \$205.6 million for 2013, as described above.

Corporate

Corporate revenues represent amounts from contractual arrangements with UDLA Ecuador, our consolidated joint venture with the University of Liverpool and Corporate billings for centralized IT costs billed to various segments, offset by the elimination of inter-segment revenues.

Operating results for Corporate for the years ended December 31, 2015, 2014 and 2013 were as follows:

(in millions)	2015	2014	2013	% Change Better/(Worse)	
				2015 vs. 2014	2014 vs. 2013
Revenues	\$ (12.3)	\$(11.7)	\$ (3.1)	(5)%	nm
Expenses	103.1	82.7	90.6	(25)%	9%
Adjusted EBITDA	<u>\$(115.4)</u>	<u>\$(94.4)</u>	<u>\$(93.7)</u>	(22)%	(1)%

nm—percentage changes not meaningful

Comparison of Corporate Results for the Year Ended December 31, 2015 to the Year Ended December 31, 2014

Corporate Adjusted EBITDA decreased by \$21.0 million to \$(115.4) million for 2015, compared to \$(94.4) million for 2014. This decrease in Adjusted EBITDA results primarily from an increase in labor costs of \$14.5 million combined with \$4.8 million of proceeds in 2014 for the settlement of earthquake-related insurance claims. Additionally, in 2015, we recognized employee termination costs of \$0.3 million. Other items accounted for a change of \$1.4 million.

Comparison of Corporate Results for the Year Ended December 31, 2014 to the Year Ended December 31, 2013

Corporate Adjusted EBITDA decreased by \$0.7 million to \$(94.4) million for 2014, compared to \$(93.7) million for 2013. This decrease in Adjusted EBITDA results from an increase in labor costs of \$9.5 million. This decrease was partially offset by a \$4.8 million gain recorded for the settlement of earthquake-related insurance claims and \$1.9 million for debt modification costs incurred for 2013. Other items accounted for a change of \$2.1 million.

Quarterly Results of Operations Data

The following table represents data from our unaudited statements of operations for our most recent eleven quarters. You should read the following table in conjunction with our consolidated

financial statements and related notes appearing elsewhere in this prospectus. The results of operations of any quarter are not necessarily indicative of the results that may be expected for any future period.

(in millions)	Three Months Ended										
	September 30, 2016	June 30, 2016	March 31, 2016	December 31, 2015	September 30, 2015	June 30, 2015	March 31, 2015	December 31, 2014	September 30, 2014	June 30, 2014	March 31, 2014
Revenues	\$929.9	\$1,231.9	\$ 906.5	\$1,150.5	\$ 985.4	\$1,270.2	\$ 885.6	\$1,329.2	\$ 968.9	\$1,238.5	\$ 878.1
Operating costs and expenses	917.4	1,021.3	917.7	1,025.6	952.1	1,037.5	939.5	1,208.3	1,004.5	1,001.0	901.4
Operating income (loss)	12.5	210.6	(11.2)	124.9	\$ 33.3	\$ 232.6	\$ (53.9)	\$ 120.9	\$ (35.6)	\$ 237.5	\$ (23.3)
Income (loss) from continuing operations	80.9	349.2	(102.4)	(16.1)	\$(130.4)	\$ 56.9	\$(226.2)	\$ 47.6	\$(195.7)	\$ 109.0	\$(123.4)
Less: Net loss (income) attributable to noncontrolling interests	5.4	(1.8)	(0.7)	(0.5)	1.8	(1.9)	0.2	(0.7)	2.3	(0.8)	3.4
Net income (loss) attributable to Laureate Education, Inc.	\$ 86.3	\$ 347.4	\$ (103.2)	\$ (16.7)	\$ (128.6)	\$ 55.1	\$(226.0)	\$ 47.0	\$(193.4)	\$ 108.2	\$(120.0)

The following table presents Adjusted EBITDA and reconciles net income (loss) to Adjusted EBITDA for our most recent eleven quarters.

(in millions)	Three Months Ended										
	September 30, 2016	June 30, 2016	March 31, 2016	December 31, 2015	September 30, 2015	June 30, 2015	March 31, 2015	December 31, 2014	September 30, 2014	June 30, 2014	March 31, 2014
Net income (loss)	\$ 80.9	\$ 349.2	\$(102.4)	\$ (16.1)	\$(130.4)	\$ 56.9	\$(226.2)	\$ 47.6	\$(195.7)	\$ 109.0	\$(123.4)
Plus:											
Equity in net (income) loss of affiliates, net of tax	—	(0.3)	0.3	(0.4)	—	(0.3)	(1.8)	(0.3)	0.1	(0.6)	0.6
Income tax (benefit) expense	(3.1)	28.4	10.0	36.1	5.9	84.0	(8.3)	(93.5)	1.0	46.8	6.5
Income (loss) from continuing operations before income taxes and equity in net (income) loss of affiliates	77.8	377.4	(92.2)	19.6	(124.5)	140.6	(236.4)	(46.1)	(194.6)	155.3	(116.3)
Plus:											
Gain on sale of subsidiaries, net(a)	(155.2)	(243.3)	—	—	—	—	—	—	—	—	—
Foreign currency exchange (gain) loss, net	(26.3)	(26.3)	(27.7)	9.8	57.0	(4.0)	86.4	37.7	67.1	(4.8)	10.0
Other (income) expense, net	(0.4)	1.3	—	1.1	(0.1)	(1.3)	0.1	1.1	0.2	(0.5)	0.4
(Gain) loss on derivatives	(0.5)	(2.0)	10.8	—	1.4	0.9	0.3	1.1	(0.3)	2.0	0.3
Loss on debt extinguishment	15.7	1.7	—	—	0.3	—	0.9	23.0	—	—	—
Interest expense	104.8	105.8	103.8	97.9	102.9	99.1	98.2	106.6	97.2	92.3	89.6
Interest income	(3.4)	(4.1)	(5.8)	(3.4)	(3.8)	(2.7)	(3.5)	(2.5)	(5.2)	(6.8)	(7.3)
Operating income (loss)	12.5	210.6	(11.2)	124.9	33.3	232.6	(53.9)	120.9	(35.6)	237.5	(23.3)
Plus:											
Depreciation and amortization	66.8	69.7	66.2	73.6	70.2	69.8	69.3	77.4	73.1	71.3	66.6
EBITDA	79.3	280.3	55.0	198.5	103.5	302.5	15.4	198.3	37.5	308.8	43.3
Plus:											
Stock-based compensation expense(b)	8.0	13.7	7.2	11.8	8.3	8.6	10.4	12.4	13.0	12.9	10.9
Loss on impairment of assets(c)	—	—	—	—	—	—	—	109.3	16.4	—	0.1
EiP implementation expenses(d)	11.2	14.2	11.8	17.3	6.8	11.4	9.0	8.1	2.0	0.4	0.2
Adjusted EBITDA	\$ 98.5	\$ 308.2	\$ 74.0	\$ 227.5	\$ 118.6	\$ 322.5	\$ 34.8	\$ 328.1	\$ 68.9	\$ 322.1	\$ 54.5

(a) Represents a gain of approximately \$249.1 million, subject to certain adjustments, resulting from the Swiss Institution Sale that closed on June 14, 2016, and a gain of approximately \$149.0 million, subject to certain adjustments, resulting from the French Institution Sale that closed on July 20, 2016.

(b) Represents non-cash, stock-based compensation expense pursuant to the provisions of ASC Topic 718.

(c) Represents non-cash charges related to impairments of long-lived assets. For further details on certain impairment items, see “—Discussion of Significant Items Affecting the Consolidated Results—Impairments.”

(d) EiP implementation expenses are related to our enterprise-wide initiative to optimize and standardize our processes, creating vertical integration of procurement, information technology, finance, accounting and human resources, which began in 2014 and is expected to be substantially completed by the end of 2017. EiP includes the establishment of regional SSOs around the world, as well as improvements to our system of internal controls over financial reporting.

Liquidity and Capital Resources

Liquidity Sources

We believe that cash flow from operations and available cash on hand will be sufficient to meet our operating requirements through January 31, 2018.

Our primary source of cash is revenue from tuition charged to students in connection with our various education program offerings. The majority of our students finance the costs of their own education and/or seek third-party financing programs. We anticipate generating sufficient cash flow from operations in the majority of countries where we operate to satisfy the working capital and financing needs of our organic growth plans for each country. If our educational institutions within one country were unable to maintain sufficient liquidity, we would consider using internal cash resources or reasonable short-term working capital facilities to accommodate any short- to medium-term shortfalls.

As of September 30, 2016, our secondary source of cash was cash and cash equivalents of \$481.5 million. Our cash accounts are maintained with high-quality financial institutions with no significant concentration in any one institution.

The Company also maintains a revolving credit facility with a syndicate of financial institutions as a third source of liquidity. The revolving credit facility provides for borrowings of \$325.0 million if certain financial covenants are maintained, and a maturity date of June 2019, subject to certain acceleration provisions as further discussed below. The Company was in compliance with these covenants at September 30, 2016. The Company continues to maintain a substantial unencumbered asset pool that it believes can be used for additional secured and unsecured borrowings, and for sale and sale-leaseback transactions. Additionally, a significant portion of the Company's capital expenditures in any given year are for growth initiatives and are therefore discretionary.

Since the beginning of 2016, the Company has taken numerous actions to reduce leverage, improve liquidity and increase cash flow. The sale of our Swiss and French operations, as further discussed below, resulted in net proceeds to the Company of approximately \$546 million. These proceeds were used to repay approximately \$380 million of long-term indebtedness, with the remaining proceeds used to repay a portion of our revolving credit facility, thus increasing our liquidity. In addition, during June and July 2016 the Company entered into amendments to our Senior Secured Credit Facilities which addressed a significant portion of the near-term debt maturities of the Company by extending 84% of the term loan maturities originally scheduled to mature in 2018 to 2021, and all of the revolving credit facility to 2019, both subject to certain acceleration rights as further discussed below. The Company continually evaluates its debt maturities and, based on management's current assessment, believes it has viable financing and refinancing alternatives.

On December 4, 2016, the Company signed the Subscription Agreement pursuant to which we agreed to issue and sell to certain investors an aggregate of 400,000 shares of Series A Preferred Stock in a private offering for total expected net proceeds of approximately \$383 million, as further discussed in Note 19, Subsequent Events, in our interim consolidated financial statements included elsewhere in this prospectus. For more information on our Series A Preferred Stock see "Description of Capital Stock—Preferred Stock—Series A Preferred Stock." Closing of the first tranche of funding for this transaction occurred on December 20, 2016 and we received net proceeds, after issuance costs, of approximately \$328 million. One investor funded a portion of its purchase price equal to \$57 million (approximately \$55 million net of issuance costs) on January 18, 2017 and the remainder on January 23, 2017.

The proceeds from the Series A Preferred Stock offering have and will be used primarily to, among other things, repay a portion of our outstanding debt, including our revolving credit facility, which will improve our liquidity. See "Description of Capital Stock" and "Certain Relationships and Related Party Transactions" for a detailed description of the Series A Preferred Stock and the documents related to the Series A Preferred Stock offering, which include the Subscription Agreement,

the Stockholders Agreement and the Series A Registration Rights Agreement (as defined below) that were executed by the Company at the Closing.

On June 14, 2016, we sold the operations of Glion in Switzerland and the United Kingdom, the operations of Les Roches in Switzerland and the United States, Haute école spécialisée Les Roches-Gruyère SA (“LRG”) in Switzerland, Les Roches Jin Jiang in China, Royal Academy of Culinary Arts (“RACA”) in Jordan and Les Roches Marbella in Spain. As a result of this sale, we received net proceeds of approximately \$332.8 million, net of cash sold of \$14.5 million, and after adjustments for liabilities assumed by the buyer and transaction-related costs. In September 2016, we received additional proceeds from the buyer of approximately \$5.8 million after finalization of the working capital adjustment required by the purchase agreement. In addition, on the June 14, 2016 closing date, we settled the deal-contingent forward exchange swap agreement for a payment of \$10.3 million.

On July 20, 2016, we sold the operations of LIUF which comprised five institutions with a total student population of approximately 7,500:

- École Supérieure du Commerce Extérieur (“ESCE”);
- Institut Français de Gestion (“IFG”);
- European Business School (“EBS”);
- École Centrale d’Electronique (“ECE”); and
- Centre d’Études Politiques et de la Communication (“CEPC”).

The value of the transaction was EUR 201.0 million (approximately \$228.0 million at the signing date), subject to certain adjustments. At closing on July 20, 2016, we received total net proceeds of approximately \$207.0 million, net of cash sold of \$3.4 million, and adjustments for liabilities assumed by the buyer and transaction-related costs. In addition, in July we settled the forward exchange swap agreements related to this sale, resulting in total proceeds of \$4.6 million.

During 2014 and 2015 the U.S. dollar has strengthened significantly against most of the local currencies in countries where we have significant operations, which has negatively affected our cash flows from operations. Though currency movements can unfavorably impact our cash flows, we have the ability to increase cash flow and liquidity, if needed, through reductions in certain discretionary spending including, but not limited to, growth capital expenditures, investments in our EIP initiative and other discretionary investments.

FIES Payment Plan

The Brazilian government implemented changes to the FIES program in 2015 which included extending the payment period from the government to the participating institutions. Our total FIES receivable balance at December 31, 2015 was approximately \$78.3 million, compared to a balance of approximately \$24.0 million at December 31, 2014. The increase in total FIES receivables was caused by a delay in the receipt of funds from the Brazilian government. The government has implemented a payment plan for all outstanding 2015 FIES amounts. We received payment for 25 percent of the outstanding 2015 FIES balances in June 2016. We expect to receive payments on the remaining outstanding 2015 FIES balances of 25 percent by June 30, 2017 and 50 percent by June 30, 2018. Each payment will include an adjustment based on the Brazilian inflation index. If the payments are not received by the due dates, it will have a negative impact on our operating cash flows. See also Note 19, Legal and Regulatory Matters in our consolidated financial statements included elsewhere in this prospectus.

Liquidity Restrictions

Our liquidity is affected by restricted cash and investments balances, which totaled \$176.2 million and \$160.6 million as of September 30, 2016 and December 31, 2015, respectively.

Restricted cash and investments also consists of cash equivalents and short-term investments held to collateralize standby letters of credit in favor of the DOE. These letters of credit are required by the DOE in order to allow our U.S. Institutions to participate in the Title IV program and totaled \$90.5 million and \$86.6 million as of September 30, 2016 and December 31, 2015, respectively.

As of September 30, 2016 and December 31, 2015, we had \$37.3 million and \$36.5 million, respectively, posted as a cash-collateralized letter of credit in order to continue the appeals process with the STA who challenged the holding company structure in Spain and issued a final assessment against ICE, our Spanish holding company, of EUR 11.1 million (\$12.4 million at September 30, 2016), including interest, for the periods 2006 and 2007. In July 2013, we were notified by the STA that an audit of the Spanish subsidiaries was being initiated for 2008 through 2010. In October 2015, the STA issued a final assessment to ICE for approximately EUR 17.2 million (\$19.3 million at September 30, 2016), including interest, for those three years. We have appealed the assessments and, in order to suspend the payment of the tax assessments until the court decision, we issued cash-collateralized letters of credit for the assessment amounts plus interest and surcharges. We believe the assessments in this case are without merit and intend to defend vigorously against them. During the second quarter of 2016, we were notified by the STA that tax audits of the Spanish subsidiaries were also being initiated for 2011 and 2012; no assessments have yet been issued for these years.

Indefinite Reinvestment of Foreign Earnings

We earn a significant portion of our income from subsidiaries located in countries outside the United States. As part of our business strategies, we have determined that all earnings from our foreign operations will be deemed indefinitely reinvested outside the United States. As of December 31, 2015, our undistributed earnings from non-U.S. subsidiaries totaled approximately \$1,154.0 million. As of September 30, 2016, \$447.8 million of our total \$481.5 million of cash and cash equivalents were held by foreign subsidiaries, including \$164.9 million held by VIEs. As of December 31, 2015, \$342.8 million of our total \$458.7 million of cash and cash equivalents were held by foreign subsidiaries, including \$120.9 million held by VIEs. The VIEs' cash and cash equivalents balances are generally required to be used only for the benefit of the operations of these VIEs.

Our plans to indefinitely reinvest certain earnings are supported by projected working capital and long-term capital requirements in each foreign subsidiary location in which the earnings are generated. We have analyzed our domestic operation's cash repatriation strategies, projected cash flows, projected working capital and liquidity, and the expected availability within the debt or equity markets to provide funds for our domestic needs. As a result, we rely on payments from contractual arrangements, such as intellectual property royalty, network fee and management services agreements, as well as repayments of intercompany loans to meet any of our existing or future debt service and other obligations, a substantial portion of which are denominated in U.S. dollars. Based on our analysis, we believe we have the ability to indefinitely reinvest these foreign earnings.

If our expectations change based on future developments such that some or all of the undistributed earnings of our foreign subsidiaries may be remitted to the United States in the foreseeable future, we will be required to recognize deferred tax expense and liabilities on those amounts and pay additional taxes. In addition, if applicable U.S. tax rules are modified to cause U.S. corporations to pay taxes on foreign earnings, even if the earnings are not remitted to the United States, we may incur additional taxes in the United States.

Liquidity Requirements

Our short-term liquidity requirements include: funding for debt service (including capital leases); operating lease obligations; payments of deferred compensation; payments due to shareholders of acquired companies; working capital; operating expenses; payments of third-party obligations; capital expenditures; and business development activities.

Long-term liquidity requirements include: principal payments of long-term debt; operating lease obligations; payments of long-term amounts due to shareholders of acquired companies; payments of deferred compensation; settlements of derivatives and business development activities.

Debt

As of September 30, 2016, senior long-term borrowings totaled \$3,038.4 million and consisted of the following:

- \$1,661.7 million under the Senior Secured Credit Facility that, as of September 30, 2016, matures in June 2018, June 2019 and March 2021; and
- \$1,376.7 million in Senior Notes that mature in September 2019.

As of September 30, 2016, other debt balances totaled \$771.3 million, and our capital lease obligations and sale-leaseback financings were \$259.7 million. Other debt includes lines of credit and short-term borrowing arrangements of subsidiaries, mortgages payable, and notes payable. As discussed further below, the Company has undertaken several initiatives to reduce its leverage and extend the maturities of its obligations. Following the completion of this offering, in addition to the repayment, redemption or repurchase of certain of our indebtedness as described in “Use of Proceeds,” we may take one or more actions to refinance certain of our existing indebtedness.

Senior Secured Credit Facilities

We entered into the Senior Secured Credit Facilities with a syndicate of lenders on August 17, 2007 to fund the leveraged buyout merger between Laureate and Wengen. On June 16, 2011, we amended and restated our credit agreement (the “Amended and Restated Credit Agreement”) in order to, among other things, extend maturity dates. On December 22, 2011, we increased the borrowing capacity under our senior secured multi-currency revolving credit facility to \$350.0 million and borrowed an additional \$25.0 million in term loans. On January 18, 2013, we borrowed an additional \$250.0 million in term loans. On April 23, 2013, we borrowed an additional \$310.0 million in term loans to repay all of the outstanding Senior Subordinated Notes, as noted below. On October 3, 2013, we amended our credit agreement to, among other things, reduce the interest rate on the term loans. On December 16, 2013, we borrowed an additional \$200.0 million in term loans. On July 7, 2015, we entered into a Fourth Amendment to Amended and Restated Credit Agreement and Amendment to the U.S. Obligations Security Agreement and U.S. Pledge Agreement (the “Fourth Amendment”). Pursuant to the Fourth Amendment, the maturity date of the senior secured multi-currency revolving credit facility was extended from June 2016 to March 2018.

As discussed in further detail in Note 7, Debt, in our interim consolidated financial statements included elsewhere in this prospectus, on June 3, 2016, we entered into the Fifth Amendment to the Amended and Restated Credit Agreement to, among other things, obtain the commitment of the term loan lenders holding approximately \$1,526.0 million of the approximately \$1,810.1 million of the then outstanding term loans to extend the maturity dates of the term loans held by such term loan lenders from June 2018 to March 17, 2021. Effectiveness of such term loan extensions was subject to the satisfaction of certain conditions including, (i) the closing of the sale of the Glion and Les Roches hospitality management schools and our operations in France, (ii) the prepayment of \$300.0 million of the 2021 Extended Term Loan, and (iii) the further amendment of the Amended and Restated Credit Agreement pursuant to which certain of the lenders thereunder holding revolving credit commitments

would have agreed to extend the maturity date of the revolving line of credit facility to a date on or after March 8, 2019. These conditions have been satisfied and the Fifth Amendment became effective on July 29, 2016. The extended term loans with a maturity date of March 17, 2021 are referred to as the 2021 Extended Term Loan, and the non-extended term loans with a maturity date of June 2018 continue to be referred to as the 2018 Extended Term Loan. The Fifth Amendment also provides that if a qualified equity offering or a qualified public offering or combination thereof, of the Company does not occur on or before August 15, 2017, the Company will be required to make, on August 16, 2017, an additional scheduled payment of principal on the 2021 Extended Term Loan in the amount of \$62.5 million. Further, if on the date that is 91 days prior to September 1, 2019 more than \$250.0 million of the principal amount of the Senior Notes due 2019 is outstanding, then the 2021 Extended Term Loan maturity date shall be the date that is 91 days prior to September 1, 2019. See also “Description of Certain Indebtedness—Senior Secured Credit Facilities.”

As discussed in further detail in Note 7, Debt, in our interim consolidated financial statements included elsewhere in this prospectus, on July 7, 2016, we entered into a Sixth Amendment to the Amended and Restated Credit Agreement (the “Sixth Amendment”) to extend the maturity date of the revolving credit facility to June 7, 2019, subject to the closing of the Fifth Amendment and other conditions needing to be satisfied. The Sixth Amendment also reduced the borrowing capacity of the revolving line of credit facility from \$350.0 million to \$325.0 million. The conditions for the effectiveness of the Sixth Amendment were satisfied and the Sixth Amendment became effective on July 29, 2016. If, on the date that is 91 days prior to September 1, 2019, more than \$250.0 million of the principal amount of the Senior Notes due 2019 is outstanding, then the maturity date of the revolving line of credit facility shall be the date that is 91 days prior to September 1, 2019. Further, if, on the date that is 91 days prior to the maturity date of the 2018 Extended Term Loan, more than \$250.0 million of the principal amount of the 2018 Extended Term Loan is outstanding, then the maturity date of the revolving line of credit facility shall be the date that is 91 days prior to the 2018 Extended Term Loan maturity date.

As of September 30, 2016, the outstanding balance under our Senior Secured Credit Facilities was \$1,661.7 million, which consisted of \$160.0 million outstanding under our senior secured multi-currency revolving credit facility and an aggregate outstanding balance of \$1,501.7 million, net of a debt discount, under the term loans. As of September 30, 2016, we had \$0.9 million of outstanding letters of credit, which decrease availability on our revolving credit facility. Accordingly, as of September 30, 2016, the available borrowing capacity on our \$325.0 million senior secured multi-currency revolving credit facility was approximately \$164.1 million. As of December 31, 2015, the outstanding balance under our Senior Secured Credit Facilities was \$2,084.1 million, which consisted of \$269.3 million outstanding under our senior secured multi-currency revolving credit facility and an aggregate outstanding balance of \$1,814.8 million, net of a debt discount, under the term loans.

Senior Notes due 2019

On July 25, 2012, we completed an offering of \$350.0 million of 9.250% Senior Notes due 2019. The net proceeds received from the debt offering were used to repay a portion of our senior secured multi-currency revolving credit facility. On November 13, 2012, we completed an offering of \$1,050.0 million of additional Senior Notes. These proceeds were used to fully repay the outstanding balances of certain term loans outstanding under our Senior Secured Credit Facilities, which totaled \$164.5 million as of December 31, 2011, and to purchase all of the outstanding Senior Toggle Notes and the Senior Cash Pay Notes. On December 29, 2015, we issued \$50.0 million of Senior Notes pursuant to the indenture to the participants in the Executive DCP in partial settlement of deferred payment obligations.

As of September 30, 2016 and December 31, 2015, our outstanding balance under our Senior Notes was \$1,376.7 million and \$1,436.2 million, respectively, net of a debt discount. The Senior Notes mature on September 1, 2019.

On April 15, 2016, we entered into Note Exchange Agreements with certain Existing Holders of the Senior Notes pursuant to which we will exchange \$250.0 million in aggregate principal amount of Senior Notes for shares of our Class A common stock. We expect the exchange to be completed within one year and one day after the consummation of this offering. The number of shares of Class A common stock issuable will equal 104.625% of the aggregate principal amount of Senior Notes to be exchanged, or \$261.6 million, divided by \$14.00, the initial public offering price per share of Class A common stock in this offering.

Pursuant to the Note Exchange Agreements, on June 15, 2016, we also repurchased from the Existing Holders \$62.5 million aggregate principal amount of Senior Notes at par value, plus accrued and unpaid interest and special interest. Within 60 days after the consummation of this offering, at the option of the Existing Holders or their transferees, we will repurchase up to an additional \$62.5 million aggregate principal amount of Senior Notes at the redemption price set forth in the indenture governing the Senior Notes that is applicable as of the date of pricing of this offering, plus accrued and unpaid interest and special interest.

We or our affiliates from time to time may purchase our outstanding Senior Notes, term loans under our Senior Secured Credit Facilities and/or other of our indebtedness. Any such future purchases may be made through open market or privately negotiated transactions with third parties or pursuant to one or more tender or exchange offers or otherwise, upon such terms and at such prices as well as with such consideration as we or any such affiliates may determine.

Covenants

Our senior long-term debt contains certain negative covenants including, among others: (1) limitations on additional indebtedness; (2) limitations on dividends; (3) limitations on asset sales, including the sale of ownership interests in subsidiaries and sale-leaseback transactions; and (4) limitations on liens, guarantees, loans or investments. In connection with the extension of our revolving credit facility in July 2015, we are now subject to a Consolidated Senior Secured Debt to Consolidated EBITDA, as defined in the Amended and Restated Credit Agreement, financial maintenance covenant beginning in the third quarter of 2015. The maximum ratio, as defined, is 5.30x, 4.50x and 3.50x at December 31, 2015, 2016 and 2017, respectively. The ratios as of September 30, 2016 and December 31, 2015 were 3.44x and 3.91x, respectively. In addition, notes payable at some of our locations contain financial maintenance covenants. We are in compliance with our debt covenants and expect to be in compliance for the next 12 months.

Registration of Senior Notes due 2019

We and our guarantors agreed to (1) file a registration statement with the SEC with respect to a registered offer to exchange the Senior Notes for new notes having terms substantially identical in all material respects to the outstanding notes (except that the new notes will not contain transfer restrictions or provide for special interest); or (2) file a shelf registration for the resale of the Senior Notes. We were required to use all commercially reasonable efforts to cause the registration statement to be declared effective on or before July 25, 2014. Since the registration statement was not declared effective by July 25, 2014, we have incurred special interest at a rate equal to 0.25% per annum for the first 90-day period of the outstanding indenture indebtedness on the outstanding notes, 0.50% per annum for the next 90-day period, and 0.75% thereafter, as liquidated damages until the registration statement is declared effective and the exchange offer is completed. Accordingly, we have recorded a liability for the amount of special interest on the Senior Notes that we have determined to be probable and estimable based on our expected timing of registration as of each balance sheet date. As of September 30, 2016 and December 31, 2015, we had a total contingent liability for special interest on the Senior Notes of approximately \$7.0 million and \$8.1 million, respectively recorded in accrued expenses in our consolidated balance sheets.

Other Debt

Other debt includes lines of credit and short-term borrowing arrangements of subsidiaries, mortgages payable, and notes payable.

As of September 30, 2016 and December 31, 2015, the aggregate outstanding balances on our lines of credit were \$64.7 million and \$74.3 million, respectively.

On December 21, 2007, we entered into a note payable to acquire Universidad Tecnológica de México (“UNITEC Mexico”). The loan was originally scheduled to mature on July 1, 2015. In order to align the payments with the new loan described below, in May 2014, the loan maturity was extended to May 15, 2021, and the repayments were suspended until May 16, 2016. As of December 31, 2015, the balance outstanding on this note payable was \$76.7 million. In May 2016, this loan was combined with the loan from May 2012, as further described below.

We entered into a note payable in May 2012 to acquire the remaining 10% interest in Planeación de Sistemas, S.A. de C.V. (“Plansi”). The loan was originally scheduled to mature on May 15, 2019. In May 2014, the loan maturity date was extended to May 15, 2021, and the repayments were suspended until May 16, 2016. As of December 31, 2015, the balance outstanding on this note payable was \$52.1 million. In May 2016, this loan was combined with the loan from 2007, as further described below.

On May 12, 2016, the outstanding loans from 2007 and 2012 were refinanced and combined into one loan. The maturity date of the combined loan was extended to May 15, 2023. The repayments of the principal, which were originally suspended until May 16, 2016, were further suspended until May 15, 2018. The new refinanced loan carries a variable interest rate based on the 28-day Mexican Interbanking Offer Rate (“TIIE”), plus the applicable margin. The applicable margin for the interest calculation is established based on the ratio of debt to EBITDA, as defined in the agreement. Interest is paid monthly commencing on May 15, 2016. As of September 30, 2016, the interest rate on the loan was 7.71%, and the outstanding balance on the loan was \$114.1 million.

In addition to the loans above, in August 2015, UVM Mexico entered into an agreement with a bank for a loan of MXN 1,300 million. The loan carries a variable interest rate (6.86% at September 30, 2016) and matures in August 2020.

We also obtained financing to fund the construction of two new campuses at one of our institutions in Peru, Universidad Peruana de Ciencias Aplicadas (“UPC”). As of September 30, 2016 and December 31, 2015, the outstanding balance on the loans was \$51.9 million and \$60.6 million, respectively. These loans have varying maturity dates with the final payment due in October 2022.

In May 2014, we obtained \$7.5 million of financing to fund the construction of a new campus at one of our institutions in Panama. In December 2014, we borrowed an additional \$5.0 million. In June 2015, we borrowed an additional \$12.5 million. As of both September 30, 2016 and December 31, 2015, the outstanding balance of this loan was \$25.0 million. It has a fixed interest rate of 8.11% and matures in 2024.

We had outstanding notes payable at HIEU in China. As of September 30, 2016 and December 31, 2015, the outstanding balance on the loans was \$83.9 million and \$90.4 million, respectively. These notes are repayable in installments with the final installment due in November 2019.

We had outstanding notes payable at a real estate subsidiary in Chile. As of September 30, 2016 and December 31, 2015, the outstanding balance on the loans was \$65.2 million and \$55.0 million, respectively. These notes are repayable in installments with the final installment due in August 2028.

We financed a portion of the purchase price for THINK by borrowing AUD 45.0 million (\$34.5 million at September 30, 2016) under a syndicated facility agreement in the form of two term loans of AUD 22.5 million each. The syndicated facility agreement also provides for additional borrowings of up to AUD 20.0 million (\$15.3 million at September 30, 2016) under a capital

expenditure facility and a working capital facility. The first term loan has a term of five years and principal is payable in quarterly installments beginning on March 31, 2014. The second term loan has a term of five years and the total principal balance is payable at its maturity date of December 20, 2018. In June 2016, these loan facilities were amended and restated. As a result of this amendment and a repayment of AUD 11.0 million (\$8.1 million at the date of payment):

- Facility A has been amended to be a term loan of AUD 10.0 million (\$7.7 million at September 30, 2016), and principal is repayable in quarterly installments of AUD 0.8 million (\$0.6 million at September 30, 2016) beginning on September 30, 2016. The final balance is repayable at its maturity date of December 20, 2018; and
- Facility B has been amended to be a revolving facility of up to AUD 15.0 million (\$11.5 million at September 30, 2016) and any balance outstanding is repayable at its maturity date of December 20, 2018. This facility bears interest at a variable rate plus a margin of 2.75%.

As of September 30, 2016 and December 31, 2015, \$14.7 million and \$25.7 million, respectively, was outstanding under these loan facilities.

We acquired FMU on September 12, 2014 and financed a portion of the purchase price by borrowing amounts under two loans that totaled BRL 259.1 million (\$110.3 million at the borrowing date). The loans require semi-annual principal payments beginning at BRL 6.5 million in October 2014 and increasing to a maximum of BRL 22.0 million beginning in October 2017 and continuing through their maturity dates in April 2021. As of September 30, 2016 and December 31, 2015, the outstanding balance of these loans was \$66.5 million and \$58.9 million, respectively.

On November 18, 2015, the Company entered into an agreement with two banks to borrow a total of EUR 100 million (\$106.5 million at the borrowing date) as described in Note 9, Debt, in our consolidated financial statements included elsewhere in this prospectus.

Leases

We conduct a significant portion of our operations from leased facilities. These facilities include our corporate headquarters, other office locations, and many of our higher education facilities. See “—Contractual Obligations” for a summary of our capital and operating lease obligations.

Due to Shareholders of Acquired Companies

One method of payment for acquisitions is the use of promissory notes payable to the sellers of acquired companies. As of September 30, 2016 and December 31, 2015, we recorded \$220.7 million and \$186.7 million, respectively, for these liabilities. See Note 5, Due to Shareholders of Acquired Companies, in our consolidated financial statements included elsewhere in this prospectus for further details.

Capital Expenditures

Capital expenditures consist of purchases of property and equipment, purchases of land use rights and expenditures for deferred costs. Our capital expenditure program is a component of our liquidity and capital management strategy. This program includes discretionary spending, which we can adjust in response to economic and other changes in our business environment, to grow our network through the following: (1) capacity expansion at institutions to support enrollment growth; (2) new campuses for institutions entering new geographic markets; (3) information technology to increase efficiency and controls; and (4) online content development. Our non-discretionary spending includes the maintenance of existing facilities. We typically fund our capital expenditures through cash flow from operations and external financing.

Our capital expenditures were \$146.9 million and \$232.3 million during the nine months ended September 30, 2016 and 2015, respectively, and \$366.9 million, \$436.4 million and \$519.5 million during

2015, 2014 and 2013, respectively. The 37% decrease in capital expenditures for the 2016 fiscal period compared to the 2015 fiscal period related to decreases in capital expenditures in Brazil, Chile, Peru, Europe, GPS and AMEA related in part to an ongoing online initiative to reduce capital expenditures. We also increased information technology spending in Corporate. Our online initiative is designed to not only provide our students with access to the technology platforms and innovative programs they expect, but also to increase our enrollment in a more capital efficient manner, leveraging current infrastructure and improving classroom utilization. The 16% decrease in capital expenditures for 2015 compared to 2014 primarily related to significant decreases in capital expenditures in Chile, Europe and AMEA, partially offset by the continued construction of new campuses and capacity expansion projects throughout the rest of LatAm and increased information technology spending in Corporate and Brazil. The 16% decrease in capital expenditures for 2014 compared to 2013 primarily related to significant decreases in capital expenditures in Chile, Mexico, Central America and Corporate, partially offset by the continued construction of new campuses and capacity expansion projects throughout the rest of Latin America and AMEA.

Derivatives

In the normal course of business, our operations are exposed to fluctuations in foreign currency values and interest rate changes. We mitigate a portion of these risks through a risk-management program that includes the use of derivatives. We were required to make periodic net cash payments on our derivatives totaling \$14.7 million and \$8.5 million for the nine months ended September 30, 2016 and 2015, respectively, and \$11.3 million, \$38.5 million and \$38.2 million for the years ended December 31, 2015, 2014 and 2013, respectively.

See Note 14, Derivative Instruments, in our consolidated financial statements and Note 12, Derivative Instruments, in our interim consolidated financial statements included elsewhere in this prospectus for further information on our derivatives.

Redeemable Noncontrolling Interests and Equity

In connection with certain acquisitions, we have entered into put/call arrangements with certain minority shareholders, and we may be required or elect to purchase additional ownership interests in the associated entities within a specified timeframe. Certain of our call rights contain minimum payment provisions. If we exercise such call rights, the consideration required could be significantly higher than the estimated put values. Upon exercise of these puts or calls, our ownership interests in these subsidiaries would increase.

Business Development Activities

Our growth plans have historically included and may include future acquisition activity. Our acquisitions have historically been funded primarily through existing liquidity and seller financing. We evaluate various alternatives to raise additional capital to fund potential acquisitions and other investing activities. These alternatives may include issuing additional equity or debt and entering into operating or other leases relating to facilities that we use, including sale-leaseback transactions involving new or existing facilities. Our incurrence covenants in our debt agreements impose limitations on our ability to engage in additional debt and sale-leaseback transactions, as well as on investments that may be made. In the event that we are unable to obtain the necessary funding or capital for potential acquisitions or other business initiatives, it could have a significant impact on our long-term growth strategy. We believe that our internal sources of cash and our ability to incur seller financing and additional third-party financing, subject to market conditions, will be sufficient to fund our investing activities.

On March 27, 2015, we acquired four higher education institutions in Portugal, a not-for-profit association and a for-profit services company that conducts market research. The total purchase price for this group of entities was \$10.4 million. The purchase price included an initial cash payment of

\$6.5 million, a seller note of \$3.2 million and a deferred payment of \$0.7 million related to a working capital settlement. The seller note carries an annual interest rate of 3% and will be paid in three equal installments of EUR 1.0 million at 18 months after the closing date, 36 months after the closing date, and 60 months after the closing date.

In August 2013, we made an investment of \$2.2 million for a 25% ownership interest in a for-profit entity that controls Monash South Africa (“MSA”), a not-for-profit institution in South Africa. In February 2014, we assumed control of MSA for a total ownership interest in the for-profit entity of 75% and acquired 100% of an entity that owns the real estate used by MSA, for a total purchase price of \$44.4 million. The purchase price consisted of the initial investment of \$2.2 million made in 2013, a cash payment of \$6.7 million, and deferred payments totaling \$35.4 million. MSA was converted to a for-profit institution during the first quarter of 2015.

On August 12, 2014, we acquired Faculdade Porto-Alegrense (“FAPA”), an institution in Porto Alegre, Brazil. The total purchase price was \$4.1 million, and was paid in the form of two seller notes with a total discounted present value of approximately \$3.0 million, plus an additional deferred payment of approximately \$1.1 million. The deferred payment of \$1.1 million was paid in September 2014.

On September 12, 2014, we acquired FMU, an affiliated group of higher educational institutions in Brazil. The total purchase price was \$387.6 million, which was paid with seller notes totaling \$96.8 million and cash paid at closing of \$290.6 million, net of cash acquired of \$0.1 million. The cash paid at acquisition included approximately \$231.0 million of cash, including accrued interest, that had been held by us in an escrow bank account prior to the acquisition date and was recorded as restricted cash on our consolidated balance sheets as of December 31, 2013. The remainder of the cash paid at closing was financed through borrowings from third-party lenders.

Stock-based Deferred Compensation Arrangements

Immediately prior to the leveraged buyout merger in 2007, our Chief Executive Officer and another then-member of the board of directors held vested equity-based awards which they exchanged on the date of the merger for unfunded, nonqualified stock-based deferred compensation arrangements (“stock-based DCPs”) having an aggregate fair value at that time of \$126.7 million. Prior to the occurrence of an initial public offering, each of the stock-based DCPs allows the participant the potential to earn an amount (at any time, a “Plan Balance”) equal to the product of (A) the number of “phantom shares” credited to the participant’s account, and (B) the lesser of (i) the fair market value per “phantom share” on the date of the merger plus a 5% compounded annual return thereon, and (ii) the fair market value per “phantom share” on the earlier of September 17, 2014 (the “Distribution Date”) or a change of control. On and after the occurrence of an initial public offering, each of the stock-based DCPs allows the participant the potential to earn a Plan Balance equal to the product of (A) the number of “phantom shares” credited to the participant’s account as of the initial public offering and (B) the fair market value per “phantom share” on the Distribution Date or a change of control, as applicable. If we have not consummated an initial public offering prior to the first or second anniversary of the Distribution Date, as applicable, the scheduled distribution will be made in cash. Distributions made after Laureate has consummated an initial public offering would generally be made in shares of our common stock, the number of which will depend on the value of the shares on the date of distribution. Notwithstanding the foregoing, immediately upon a change of control, the stock-based DCPs will be terminated and liquidated and the Plan Balances will be distributed in a lump sum. A change of control would generally occur if all or substantially all of our assets or more than 50% of our equity interests are sold.

Under these stock-based DCPs, a cash payment of \$81.0 million was made in September 2014. As of December 31, 2014, the total liability recorded for the stock-based DCPs was \$99.7 million, of which \$82.2 million was recorded as a current liability in deferred compensation on the consolidated balance sheet and the remaining balance was noncurrent. Under the terms of the arrangement, \$85.9 million was payable on September 17, 2015, and the remainder was payable on September 17, 2016. The participants agreed to extend the payment due on September 17, 2015 (the “2015 Obligation”), the first anniversary of the Distribution Date, until December 31, 2015, in order to agree with the Company and our securityholders. On December 29, 2015 (the “2015 Executive DCP Closing Date”), we satisfied the 2015 Obligation by paying the participants a total amount of \$87.1 million, including \$6.1 million in interest from the Distribution Date to the 2015 Executive DCP Closing Date. The payment consisted of \$37.1 million in cash and \$50.0 million aggregate principal amount of Senior Notes. The participants agreed not to offer or sell their Senior Notes, other than to the Company, until 12 months after the 2015 Executive DCP Closing Date. The participants also agreed to extend the payment that was due on September 17, 2016 (the “2016 Executive DCP Obligation”) until December 30, 2016. As of September 30, 2016, the total liability recorded for the stock-based DCPs was \$18.0 million, which is recorded as a current liability in deferred compensation on the consolidated balance sheet. On December 30, 2016 (the “2016 Executive DCP Closing Date”), we satisfied the 2016 Executive DCP Obligation by paying the participants a total amount of \$18.2 million, including \$0.2 million in interest from September 17, 2016 to the 2016 Executive DCP Closing Date. The payment consisted of \$7.7 million in cash and \$10.5 million aggregate principal amount of Senior Notes. Following the satisfaction of the 2016 Executive DCP Obligation, the Company’s obligations under the DCPs were satisfied in full.

Contribution to Network Institution in Turkey

On November 4, 2016, we made a contribution to our network institution in Turkey, a VIE, of approximately \$13.0 million (the value of 40.0 million Turkish Liras at the date of the contribution). This amount eliminates in consolidation in our financial statements. See “Risk Factors—Risks Relating to Our Business—We are conducting an internal investigation of one of our network institutions for violations of the Company’s policies, and possible violations of the U.S. Foreign Corrupt Practices Act and other applicable laws. A violation of these laws and regulations could subject us to penalties, harm our reputation and materially adversely affect our business, financial condition and results of operations.”

Cash Flows

In the consolidated statements of cash flows, the changes in operating assets and liabilities are presented excluding the effects of exchange rate changes, acquisitions, and reclassifications, as these effects do not represent operating cash flows. Accordingly, the amounts in the consolidated statements of cash flows do not agree with the changes of the operating assets and liabilities as presented in the consolidated balance sheets. The effects of exchange rate changes on cash are presented separately in the consolidated statements of cash flows. Cash paid for acquisitions, net of cash acquired, is reported in investing activities in the consolidated statements of cash flows.

The following table summarizes our cash flows from operating, investing, and financing activities for each of the nine months ended September 30, 2016 and 2015:

<u>(in millions)</u>	<u>2016</u>	<u>2015</u>
Cash provided by (used in):		
Operating activities	\$ 196.0	\$220.3
Investing activities	392.3	(41.3)
Financing activities	(572.7)	12.1
Effects of exchange rate changes on cash	7.2	(34.2)
Net change in cash and cash equivalents	<u>\$ 22.8</u>	<u>\$156.8</u>

Comparison of Cash Flows for the Nine Months Ended September 30, 2016 to the Nine Months Ended September 30, 2015

Operating Activities

Cash provided by operating activities decreased by \$24.3 million to \$196.0 million for the 2016 fiscal period, compared to \$220.3 million for the 2015 fiscal period. The decrease in operating cash flows primarily was due to an increase in cash paid for interest of \$16.3 million, from \$289.8 million for the 2015 fiscal period to \$306.1 million for the 2016 fiscal period. This was partially offset by a decrease in cash paid for taxes of \$13.6 million, from \$88.4 million for the 2015 fiscal period to \$74.8 million for the 2016 fiscal period. Other working capital changes, including changes in accounts receivable and deferred revenue, accounted for the remaining change of \$21.6 million.

Investing Activities

Cash provided by investing activities increased by \$433.6 million for the 2016 fiscal period to \$392.3 million, from an investing cash usage of \$(41.3) million in the 2015 fiscal period. Cash provided by investing activities was higher in 2016 than in 2015 due to the following: (1) proceeds from the sale of property and equipment were \$364.9 million higher in 2016 than in 2015, due to proceeds received in 2016 fiscal period from the sale of the Glion and Les Roches Hospitality Management schools and the French institutions, partially offset by the proceeds from the Switzerland sale-leaseback arrangements received in the 2015 fiscal period; (2) \$85.4 million of lower capital expenditures during the 2016 fiscal period than in the 2015 fiscal period; and (3) in 2015, we used cash for business acquisitions of \$6.7 million related to the 2015 Portugal acquisition. These changes were partially offset by: (1) in 2016, we settled derivatives related to the sale of our subsidiaries for net cash payments of \$5.7 million; and (2) in 2015, we received proceeds of \$5.0 million related to the sale of HSM. Other items accounted for the remaining change of \$12.7 million.

Financing Activities

Cash used in financing activities increased by \$(584.8) million for the 2016 fiscal period to \$(572.7) million, compared to a financing cash inflow of \$12.1 million for the 2015 fiscal period. This change in financing activities was due to higher net payments of long-term debt during 2016 versus 2015 of \$578.0 million, which included the prepayment of \$300.0 million related to the Fifth Amendment, a partial pay down of our revolving credit facility, and a \$62.5 million payment on our Senior Notes. In addition, payments to purchase noncontrolling interests were higher in 2016 versus 2015 by \$20.3 million, primarily related to the 2016 purchase of the remaining noncontrolling interest of St. Augustine. These changes were partially offset by a \$10.9 million reduction in seller note payments during the 2016 fiscal period as compared to the 2015 fiscal period. Other items accounted for the remaining change of \$2.6 million.

The following table summarizes our cash flows from operating, investing, and financing activities for each of the past three fiscal years:

<u>(in millions)</u>	For the Years Ended December 31,		
	<u>2015</u>	<u>2014</u>	<u>2013</u>
Cash provided by (used in):			
Operating activities	\$ 170.5	\$ 269.2	\$ 277.2
Investing activities	(173.6)	(489.2)	(889.1)
Financing activities	34.4	172.6	756.7
Net cash provided by (used in) discontinued operations	—	—	0.3
Effects of exchange rate changes on cash	(34.2)	(50.9)	(12.5)
Net change in cash and cash equivalents	<u>\$ (2.9)</u>	<u>\$ (98.3)</u>	<u>\$ 132.6</u>

Comparison of Cash Flows for the Year Ended December 31, 2015 to the Year Ended December 31, 2014

Operating Activities

Cash provided by operating activities decreased by \$98.7 million to \$170.5 million for 2015, compared to \$269.2 million for 2014.

The decrease in operating cash flows primarily included the following: (1) Adjusted EBITDA in 2015 was \$703.4 million, a decrease from 2014 of \$70.1 million; (2) cash paid for interest increased by \$30.4 million to \$351.4 million for 2015 compared to \$321.0 million for 2014, primarily due to higher average debt balances; and (3) cash paid for taxes increased by \$39.6 million to \$108.3 million for 2015, compared to \$68.7 million for 2014, due primarily to timing of tax payments in Mexico resulting from the tax reform changes that became effective in January 2014.

The net decrease in operating cash flows was partially offset by the following: (1) during 2014, we made a cash payment of \$81.0 million for the deferred compensation arrangement, while the 2015 payment for the deferred compensation arrangement was made through a combination of \$37.1 million of cash and the issuance of \$50.0 million of Senior Notes, resulting in year-over-year decreased cash usage of \$43.9 million; and (2) other working capital changes accounted for the remaining change of \$2.5 million.

Investing Activities

Cash used in investing activities decreased by \$315.6 million for 2015 to \$173.6 million, compared to \$489.2 million for 2014. Cash usage for investing activities was lower during 2015 than during 2014 due to the following: (1) proceeds from the sale of property and equipment were \$199.5 million higher in 2015, which was the result of the sale-leaseback arrangements at certain campuses in Switzerland; (2) our capital expenditures were \$69.6 million lower in 2015 than in 2014; (3) in 2015, our proceeds from investments in affiliates were \$5.0 million, related to the sale of HSM; and (4) in 2015, our cash used for business acquisitions was \$281.2 million less than in 2014, due principally to the FMU acquisition in September 2014. This was partially offset by a change in restricted cash of \$239.9 million, primarily related to the release of the escrow deposit for the FMU acquisition. Other items accounted for the remaining change of \$0.2 million.

Financing Activities

Cash provided by financing activities was \$34.4 million for 2015, compared to \$172.6 million for 2014, a net decrease of \$138.2 million. This decrease in cash provided by financing activities was due to the following: (1) net proceeds from issuance of long-term debt were \$130.9 million less for 2015 compared to 2014, primarily related to the loans that were issued during 2014 to partially finance the

FMU acquisition; (2) debt issuance costs increased by \$9.7 million in 2015 as compared to 2014, related to the extension of the revolving line of credit facility in the 2015 fiscal period; and (3) cash dividends to our shareholders increased by \$13.9 million, which is primarily related to a 2015 cash dividend of \$19.0 million. These changes were partially offset by a \$15.5 million reduction in seller note payments during 2015 compared to 2014. Other items accounted for the remaining difference of \$0.8 million.

Comparison of Cash Flows for the Year Ended December 31, 2014 to the Year Ended December 31, 2013

Operating Activities

Cash provided by operating activities decreased by \$8.0 million to \$269.2 million for 2014, compared to \$277.2 million for 2013.

The decrease in operating cash flows included the following: (1) cash paid for interest increased by \$28.2 million to \$321.0 million for 2014 compared to \$292.8 million for 2013, primarily due to higher average debt balances; and (2) during 2014, we made a payment of \$81.0 million for the deferred compensation arrangement.

The net decrease in operating cash flows was partially offset by an increase in Adjusted EBITDA of \$127.0 million to \$773.5 million for 2014 from \$646.5 million for 2013. However, \$12.7 million of the period-over-period increase in Adjusted EBITDA related to non-cash reversals of liabilities for taxes other than income tax. In addition, \$31.2 million of the year-over-year increase related to the Adjusted EBITDA impact of the fiscal reform in Mexico, as noted in “—Discussion of Significant Items Affecting the Consolidated Results” and Note 18, Benefit Plans, in our consolidated financial statements included elsewhere in this prospectus. Also, \$11.3 million of the Adjusted EBITDA increase related to a non-cash reversal of a pre-acquisition loss contingency at an institution in our LatAm segment during 2014, and \$6.7 million of the Adjusted EBITDA increase was from a non-cash settlement that was reached with the former owners of one of our institutions in Brazil related to a tax contingency matter. In addition to this net increase of \$65.1 million were the following: (1) cash paid for income taxes decreased by \$27.1 million to \$68.7 million for 2014, compared to \$95.8 million for 2013, of which \$14.8 million was due to tax reform changes in Mexico that became effective in January 2014 and provide educational institutions relief from making estimated monthly tax payments for one year; (2) as noted in “—Results of Operations—Summary Comparison of Consolidated Results for the Years Ended December 31, 2014, 2013 and 2012—Discussion of Significant Items Affecting the Consolidated Results,” during 2013 we made a payment of approximately \$21.5 million to settle a tax contingency in Brazil; (3) during 2013, we made cash payments of approximately \$5.7 million for compensation to the former owners of UPN, as discussed in Note 5, Due to Shareholders of Acquired Companies, in our consolidated financial statements included elsewhere in this prospectus; and (4) 2014 included \$3.4 million of operating cash flows that were not included in 2013, related to settlement proceeds from an insurance carrier.

Other working capital changes accounted for the remaining change of \$21.6 million.

Investing Activities

Cash used in investing activities decreased by \$399.9 million for 2014 to \$489.2 million, compared to \$889.1 million for 2013. Cash usage for investing activities was higher during 2013 than during 2014 for the following: (1) in 2013, we used \$235.8 million of restricted cash in investing activities, which included the deposit of approximately \$231.0 million that was made in connection with the commitment to acquire FMU; (2) in 2013, our net cash used for business acquisitions was \$114.0 million higher, which represents a \$110.4 million increase in cash paid for acquisitions, less a \$224.4 million change in restricted cash due to the release of the escrow for the FMU acquisition; (3) our capital expenditures were \$84.1 million higher in 2013 than in 2014, related to higher campus construction and capacity expansion during 2013 in Chile, Peru and China; (4) in 2013, we made investments in affiliates of

\$8.8 million, which included our investments in Coursera, MSA, and HSM; (5) in 2013 we made payments of contingent consideration for acquisitions of \$5.7 million related to UPN; and (6) in 2013 our net payments to related parties were \$11.5 million higher.

These higher cash uses for investing activities during 2013 were partially offset by \$62.4 million of less cash received in 2014 than in 2013 from the sale of property, equipment and subsidiaries, due to the sale of UNIDEP in 2013. Other items accounted for the remaining change of \$2.4 million.

Financing Activities

Cash provided by financing activities was \$172.6 million for 2014, compared to \$756.7 million for 2013, a net decrease of \$584.1 million. This decrease in cash provided by financing activities was due to the following: (1) net proceeds from long-term debt were \$429.0 million less for 2014 compared to 2013, as a result of the new debt issuances during 2013 (as discussed in Note 9, Debt, in our consolidated financial statements included elsewhere in this prospectus); (2) payments of deferred purchase price for acquisitions were \$10.5 million higher in 2014 than in 2013; (3) in 2013, we received net proceeds of \$199.7 million from the sale of common stock to institutional investors; (4) in 2013, capital contributions from our parent to Laureate Asia were \$13.6 million; and (5) net capital contributions from noncontrolling interest holders of subsidiaries were \$13.5 million higher in 2013 than in 2014.

Partially offsetting this decrease in cash provided by financing activities in 2014 compared to 2013 were the following: (1) payments to purchase noncontrolling interests were \$6.4 million less in 2014 than in 2013, when we acquired the remaining noncontrolling interest of UAM Brazil and CH Holding; (2) payment of dividends were \$16.3 million less in 2014 than in 2013, primarily related to less dividends to common shareholders; (3) payment of debt issuance costs were \$27.3 million higher in 2013 than in 2014, due to debt issuance costs paid in connection with the issuance of the Series B New Term Loans (the “Series B New Term Loans”), the Series B Additional Term Loans (the “Series B Additional Term Loans”), and the Additional New Series 2018 Extended Term Loans (the “Additional New Series 2018 Extended Term Loans”) during 2013, as well the redemption of the Senior Subordinated Notes; and (4) in 2013, we disbursed \$29.1 million to the lenders of the Senior Notes. Other items accounted for the remaining difference of \$3.1 million.

Contractual Obligations

The following table reflects a summary of our contractual obligations as of December 31, 2015:

(in millions)	Total	Payments due by period(a)			
		less than 1 year	1-3 years	3-5 years	More than 5 years
Long-term debt(b)(c)	\$4,347.3	\$180.9	\$2,311.5	\$1,668.2	\$ 186.7
Operating lease obligations	2,021.8	206.6	370.3	318.0	1,126.9
Interest payments(d)	1,294.3	351.4	574.9	202.5	165.5
Capital lease obligations(e)	247.3	11.5	38.9	22.3	174.6
Due to shareholders of acquired companies(f) . . .	194.3	21.4	125.4	39.3	8.2
Other obligations(g)	88.4	38.9	17.9	13.5	18.1
Total	<u>\$8,193.4</u>	<u>\$810.7</u>	<u>\$3,438.9</u>	<u>\$2,263.8</u>	<u>\$1,680.0</u>

(a) Our contractual obligations have not changed materially since December 31, 2015, except that on July 29, 2016, we extended the maturity date of \$1,526.0 million of our term loans from our Senior Secured Credit Facility from June 2018 to March 17, 2021 and we also extended the maturity date of our revolving line of credit facility to June 7, 2019. Both of these contractual obligations are included in long-term debt in the table above.

- (b) As described under “Use of Proceeds,” we intend to use the net proceeds from this offering to repay, redeem or repurchase our outstanding Senior Notes, our term loans under our Senior Secured Credit Facilities and/or the seller notes used to partially finance the acquisition of FMU Group.
- (c) Includes \$250.0 million in aggregate principal amount of the outstanding 9.250% Senior Notes due 2019 that could be exchanged for shares of our common stock within one year after the consummation of this offering of our common stock, if this offering occurs on or before August 15, 2017. See Note 7, Debt, in our interim consolidated financial statements included elsewhere in this prospectus for more information.
- (d) Interest payments relate to long-term debt, capital lease obligations and amounts due to shareholders of acquired companies. Interest payments for variable-rate long-term debt were calculated using the variable interest rate in effect at December 31, 2015.
- (e) Includes failed sale-leasebacks.
- (f) Due to shareholders of acquired companies represent promissory notes payable to the sellers of companies acquired by us. These notes payable are generally interest-bearing and have therefore been recorded on the consolidated balance sheets at their discounted present value of \$186.7 million.
- (g) Other obligations consists primarily of contractually-owed service-related compensation, foreign tax settlement payments, purchase commitments, the remaining restructuring liabilities which we expect to be paid in 2016, and other contractual obligations. Contractually-owed service-related compensation includes \$17.5 million related to stock-based deferred compensation agreements, as described further in Note 13, Share-based Compensation, in our consolidated financial statements included elsewhere in this prospectus for more information.

The preceding table does not reflect unrecognized income tax benefits, including interest and penalties, as of December 31, 2015 of approximately \$142.7 million. We are unable to make a reasonably reliable estimate of the period of any cash settlements. It is reasonably possible that our liability for unrecognized tax benefits could change during the time period.

As of December 31, 2015, FMU recorded a prepaid asset of \$4.9 million and a liability of \$15.0 million related to Brazilian federal tax-related debt that will be paid based on an installment program, Programa de Recuperação Fiscal (“REFIS”). This program provides for reductions in fines, penalties and interest associated with outstanding tax debt. These outstanding liabilities relate to pre-acquisition taxes for which the Company has received indemnification from the prior owners. We are unable to make a reasonably reliable estimate of the period for the cash settlements as the REFIS installment payments have not yet been approved for this liability. As a result, we have not presented this \$15.0 million REFIS liability in the table above.

As of December 31, 2015, we recorded a total liability of \$15.0 million for a deferred compensation plan for certain executive employees and members of our board of directors. This amount is not included in the table above as the payout dates cannot be estimated.

Off-Balance Sheet Arrangements

As of December 31, 2015, we had the following off-balance sheet arrangements:

Noncontrolling Interest Call Options

We hold various call options that give us the right to purchase the remaining shares owned by noncontrolling interest holders of certain acquired subsidiaries. These call options had no impact on our consolidated financial statements as of December 31, 2015. For further discussion regarding call

options, see Note 11, Commitments and Contingencies, and Note 2, Significant Accounting Policies, in our consolidated financial statements included elsewhere in this prospectus.

Student Loan Guarantees

The accredited Chilean institutions in our network also participate in the CAE Program, a government-sponsored student financing program. As part of the CAE Program, these institutions provide guarantees which result in contingent liabilities to third-party financing institutions, beginning at 90% of the tuition loans made directly to qualified students enrolled through the CAE Program and declining to 60% over time. The guarantees by these institutions are in effect during the period in which the student is enrolled. The maximum potential amount of payments our institutions could be required to make under the CAE Program was approximately \$428.0 million and \$432.0 million at December 31, 2015 and 2014, respectively. This maximum potential amount assumes that all students in the CAE Program do not graduate, so that our guarantee would not be assigned to the government, and that all students default on the full amount of the CAE-qualified loan balances. As of December 31, 2015 and 2014, we recorded \$18.8 million and \$19.9 million, respectively, as estimated long-term guarantee liabilities for these obligations.

Subsidiary Shares as Collateral

In conjunction with the purchase of Universidade Potiguar (“UnP”), we pledged all of the acquired shares as a guarantee of our payments of rents as they become due. In the event that we default on any payment, the pledge agreement provides for a forfeiture of the relevant pledged shares. In the event of forfeiture, we may be required to transfer the books and management of UnP to the former owners.

We acquired the remaining 49% ownership interest in UAM Brazil in April 2013. As part of the agreement to purchase the 49% ownership interest, we pledged 49% of our total shares in UAM Brazil as a guarantee of our payment obligations under the purchase agreement. In the event that we default on any payment, the agreement provides for a forfeiture of the pledged shares.

In connection with the purchase of FMU on September 12, 2014, we pledged 75% of the acquired shares to third-party lenders as a guarantee of our payment obligations under the loans that financed a portion of the purchase price. We pledged the remaining 25% of the acquired shares to the sellers as a guarantee of our payment obligations under the purchase agreement for the seller notes. In the event that we default on any payment of the loans or the seller notes, the purchase agreement provides for a forfeiture of the relevant pledged shares. Upon maturity and payment of the seller notes in September 2017, the shares pledged to the sellers will be pledged to the third-party lenders until full payment of the loans, which mature in April 2021.

Standby Letters of Credit

As of December 31, 2015, we had outstanding letters of credit (“LOC”) of \$126.7 million, which primarily consisted of the following:

- Fully cash-collateralized LOCs of \$86.6 million in favor of the DOE, which are included in restricted cash. These LOCs were required to allow Walden, Kendall, NewSchool, St. Augustine and NHU LLC to continue participating in the DOE Title IV program.
- Fully cash-collateralized LOCs totaling \$36.5 million, which are included in restricted cash, issued in 2012 and 2015 to continue the appeals process with the Spain Tax Authorities who challenged the holding company structure in Spain.

Surety Bonds

As part of our normal operations, our insurers issue surety bonds on our behalf, as required by various state education authorities in the United States. We are obligated to reimburse our insurers for any payments made by the insurers under the surety bonds. As of December 31, 2015, the total face amount of these fully cash-collateralized surety bonds was \$3.4 million.

Critical Accounting Policies and Estimates

The preparation of the consolidated financial statements in conformity with GAAP requires our management to make estimates and assumptions that affect the reported amounts of assets, liabilities, revenues and expenses, and the related disclosure of contingent assets and liabilities. Actual results could differ from these estimates. Our significant accounting policies are discussed in Note 2, Significant Accounting Policies, in our consolidated financial statements included elsewhere in this prospectus. We believe the following critical accounting policies require the most significant judgments and estimates about the effect of matters that are inherently uncertain. As a result, these accounting policies and estimates could materially affect our financial statements and are critical to the understanding of our results of operations and financial condition. Management has discussed the selection of these critical accounting policies and estimates with the audit committee of the board of directors.

Variable Interest Entities

Laureate consolidates in its financial statements certain internationally based educational organizations that do not have shares or other equity ownership interests. Although these educational organizations may be considered not-for-profit entities in their home countries, and they are operated in compliance with their respective not-for-profit legal regimes, we believe they do not meet the definition of a not-for-profit entity under GAAP, and we treat them as “for-profit” entities for accounting purposes. These entities generally cannot declare dividends or distribute their net assets to the entities that control them. Under ASC Topic 810-10, “Consolidation,” we have determined that these institutions are VIEs and that Laureate is the primary beneficiary of these VIEs because we have, as further described below: (1) the power to direct the activities of the VIEs that most significantly affect their educational and economic performance, and (2) the right to receive economic benefits from contractual and other arrangements with the VIEs that could potentially be significant to the VIEs. We account for the acquisition of the right to control a VIE in accordance with ASC 805, “Business Combinations.”

As with all of our educational institutions, the VIE institutions’ primary source of income is tuition fees paid by students, for which the students receive educational services and goods that are proportionate to the prices charged. We maintain control of these VIEs through our rights to designate a majority of the governing entities’ board members, through which we have the legal ability to direct the activities of the entities. Laureate maintains a variable interest in these VIEs through mutual contractual arrangements at market rates and terms that provide them with necessary products and services, and/or intellectual property, and has the ability to enter into additional such contractual arrangements at market rates and terms. We also have the ability to transfer our rights to govern these VIEs, or the entities that possess those rights, to other parties, which could yield a return if and when these rights are transferred.

We generally do not have legal entitlement to distribute the net assets of the VIEs. Generally, in the event of liquidation or the sale of the net assets of the VIEs, the net proceeds can only be transferred either to another VIE institution with similar purposes or to the government. In the unlikely case of liquidation or a sale of the net assets of the VIE, we may be able to retain the residual value by naming another Laureate-controlled VIE resident in the same jurisdiction as the recipient, if one exists; however we generally cannot name a for-profit entity as the recipient. Moreover, because

the institution generally would be required to provide for the continued education of its students, liquidation would not be a likely course of action and would be unlikely to result in significant residual assets available for distribution. However, we operate our VIEs as going concern enterprises, maintain control in perpetuity, and have the ability to provide additional contractual arrangements for educational and other services priced at up to market rates with Laureate-controlled service companies. Typically, we are not legally obligated to make additional investments in the VIE institutions.

Laureate for-profit entities provide necessary products and services, and/or intellectual property, to all institutions in the *Laureate International Universities* network, including the VIE institutions, through contractual arrangements at market rates and terms, which are accretive to Laureate. We periodically modify the rates we charge under these arrangements to ensure that they are priced at or below fair market value and to add additional services. If it is determined that contractual arrangements with any institution are not on market terms, it could have an adverse regulatory impact on such institution. We believe these arrangements improve the quality of the academic curriculum and the students' educational experience. There are currently four types of contractual arrangements: (i) intellectual property ("IP") royalty arrangements; (ii) network fee arrangements; (iii) management services arrangements; and (iv) lease arrangements.

- (i) Under the IP royalty arrangements, institutions in the *Laureate International Universities* network pay to Laureate royalty payments for the use of Laureate's tradename and best practices policies and procedures.
- (ii) Institutions in the *Laureate International Universities* network gain access to other network resources, including academic content, support with curriculum design, online programs, professional development, student exchange and access to dual degree programs, through network fee arrangements whereby the institutions pay stipulated fees to Laureate for such access.
- (iii) Institutions in the *Laureate International Universities* network contract with Laureate and pay fees under management services agreements for the provision of support and managerial services including access to management, legal, tax, finance, accounting, treasury and other services, which in some cases Laureate provides through shared service arrangements in certain jurisdictions.
- (iv) Laureate for-profit entities, including for-profit entities in which the VIEs are investors, own various campus real estate properties and have entered into long-term lease contracts with the respective institutions in the *Laureate International Universities* network, whereby they pay market-based rents for the use of the properties in the conduct of their educational operations.

Revenues recognized by our for-profit entities from these contractual arrangements with our consolidated VIEs were approximately \$106.0 million, \$113.5 million and \$111.6 million for the years ended December 31, 2015, 2014 and 2013, respectively. These revenues are eliminated in consolidation.

Under our accounting policy, we allocate all of the income or losses of these VIEs to Laureate unless there is a noncontrolling interest where the economics of the VIE are shared with a third party. The income or losses of these VIEs allocated to Laureate represent the earnings after deducting charges related to contractual arrangements with our for-profit entities as described above. We believe that the income remaining at the VIEs after these charges accretes value to our rights to control these entities.

Laureate's VIEs are generally exempt from income taxes. As a result, the VIEs generally do not record deferred tax assets or liabilities or recognize any income tax expense in our consolidated financial statements included elsewhere in this prospectus. No deferred taxes are recognized by the for-profit service companies for the remaining income in these VIEs as the legal status of these entities generally prevents them from declaring dividends or making distributions to their sponsors. However, these for-profit service companies record income taxes related to revenues from their contractual arrangements with these VIEs.

Risks in Relation to the VIEs

We believe that all of the VIE institutions in the Laureate network are operated in full compliance with local law and that the contractual arrangements with the VIEs are legally enforceable; however, these VIEs are subject to regulation by various agencies based on the requirements of local jurisdictions. These agencies, as well as local legislative bodies, review and update laws and regulations as they deem necessary or appropriate. We cannot predict the form of any laws that may be enacted, or regulations that ultimately may be adopted in the future, or what effects they might have on our business, financial condition, results of operations and cash flows. If local laws or regulations were to change, if the VIEs were found to be in violation of existing local laws or regulations, or if the regulators were to question the financial sustainability of the VIEs and/or whether the contractual arrangements were at fair value, local government agencies could, among other actions:

- revoke the business licenses and/or accreditations of the VIE institutions;
- void or restrict related-party transactions, such as the contractual arrangements between us and the VIE institutions;
- impose fines that significantly impact business performance or other requirements with which the VIEs may not be able to comply;
- require us to change the VIEs' governance structures, such that we would no longer maintain control of the activities of the VIEs; or
- disallow a transfer of our rights to govern these VIEs, or the entities that possess those rights, to a third party for consideration.

Our ability to conduct our business would be negatively affected if local governments were to carry out any of the aforementioned or other similar actions. In any such case, we may no longer be able to consolidate the VIEs.

Selected consolidated statements of operations information for these VIEs was as follows, net of the charges related to the above-described contractual arrangements:

<u>(in millions)</u>	For the Years Ended December 31,		
	2015	2014	2013
Selected Statements of Operations information:			
Revenues, by segment:			
LatAm	\$417.7	\$458.1	\$566.2
Europe	128.6	130.4	115.8
AMEA	136.1	139.1	93.7
Revenues	682.4	727.6	775.6
Depreciation and amortization	53.0	54.8	50.2
Operating income (loss), by segment:			
LatAm	(14.8)	(50.0)	21.7
Europe	13.6	(11.2)	8.7
AMEA	9.2	4.4	2.8
Operating income (loss)	8.1	(56.9)	33.1
Net income (loss)	11.8	(51.5)	41.1
Net income (loss) attributable to Laureate			
Education, Inc.	11.5	(50.9)	41.1

The following table reconciles the net (loss) income attributable to Laureate Education, Inc. as presented in the table above, to the amounts in our consolidated statements of operations included elsewhere in this prospectus:

<u>(in millions)</u>	For the Years Ended December 31,		
	<u>2015</u>	<u>2014</u>	<u>2013</u>
Variable interest entities	\$ 11.5	\$ (50.9)	\$ 41.1
Other operations	118.0	291.2	211.7
Corporate and eliminations	<u>(445.8)</u>	<u>(398.6)</u>	<u>(322.5)</u>
Net loss attributable to Laureate Education, Inc.	<u><u>\$(316.2)</u></u>	<u><u>\$(158.3)</u></u>	<u><u>\$ (69.7)</u></u>

The following table presents selected assets and liabilities of the consolidated VIEs. Except for goodwill, the assets in the table below include the assets that can be used only to settle the obligations for the VIEs. The liabilities in the table are liabilities for which the creditors of the VIEs do not have recourse to our general credit.

Selected consolidated balance sheet amounts for these VIEs were as follows:

<u>(in millions)</u>	December 31, 2015		December 31, 2014	
	<u>VIE</u>	<u>Consolidated</u>	<u>VIE</u>	<u>Consolidated</u>
Balance Sheets Data:				
Cash and cash equivalents	\$ 120.9	\$ 458.7	\$ 122.7	\$ 461.6
Other current assets	186.1	677.0	192.9	691.9
Total current assets	307.0	1,135.7	315.6	1,153.4
Goodwill	196.9	2,115.9	256.7	2,469.8
Tradenames	105.0	1,361.1	118.7	1,461.8
Other intangible assets, net	—	52.2	0.3	93.1
Other long-term assets	738.0	2,774.2	758.4	3,180.1
Total assets	1,346.9	7,439.1	1,449.6	8,358.1
Total current liabilities	305.1	1,548.2	388.6	1,669.3
Long-term debt and other long-term liabilities	150.3	5,483.8	116.7	5,588.4
Total liabilities	455.3	7,031.9	505.3	7,257.7
Total stockholders' equity	891.5	355.4	944.2	1,056.5
Total stockholders' equity attributable to Laureate Education, Inc.	874.6	324.8	920.1	1,017.1

The VIEs' cash and cash equivalents balances are generally required to be used only for the benefit of the operations of these VIEs. These balances are included in cash and cash equivalents in our consolidated balance sheets included elsewhere in this prospectus.

Business Combinations

We apply the purchase accounting standards under ASC 805, "Business Combinations," to acquisitions. The purchase price of an acquisition is allocated, for accounting purposes, to individual tangible and identifiable intangible assets acquired, liabilities assumed and noncontrolling interests based on their estimated fair values on the acquisition date. Any excess purchase price over the assigned values of net assets acquired is recorded as goodwill. The acquisition date is the date on which control is obtained by the acquiring company. Any nonmonetary consideration transferred and any previously held noncontrolling interests that are part of the purchase consideration are remeasured at fair value on the acquisition date, with any resulting gain or loss recognized in earnings. The

preliminary allocations of the purchase price are subject to revision in subsequent periods based on the final determination of fair values, which must be finalized no later than the first anniversary of the date of the acquisition. Transaction costs are expensed as incurred. See Note 4, Acquisitions, in our consolidated financial statements included elsewhere in this prospectus for details of our 2015, 2014 and 2013 business combinations.

Redeemable Noncontrolling Interests and Equity

In certain cases, we initially purchase a majority ownership interest in a company and use various put and call arrangements with the noncontrolling interest holders that require or enable us to purchase all or a portion of the remaining minority ownership at a later date. In accounting for these arrangements, we are required to make estimates with regard to the final amount we will eventually pay for the additional ownership interest that we will acquire. In the minority put arrangements, the final settlement values are usually based on future earnings measurements that we refer to as “non-GAAP earnings,” as they are calculated using an agreed-upon set of rules that are not necessarily consistent with GAAP. We use the current value of a multiple of the current period non-GAAP earnings as an estimate for the final value that will eventually be paid to settle the arrangement. These values are then adjusted annually to reflect changes in the acquired company’s non-GAAP earnings as well as the additional passage of time to maturity for the arrangement. To the extent that the current period’s non-GAAP earnings are different from future periods’ non-GAAP earnings, the value of these obligations can change significantly and can impact our financial position and results of operations. See Note 11, Commitments and Contingencies, in our consolidated financial statements included elsewhere in this prospectus for details of our noncontrolling interest put arrangements.

Goodwill and Indefinite-lived Intangible Assets

We perform annual impairment tests of indefinite-lived intangible assets, primarily goodwill and tradenames, as of October 1 of each year. We also evaluate these assets on an interim basis if events or changes in circumstances between annual tests indicate that the assets may be impaired. We have not made material changes to the methodology used to assess impairment loss on indefinite-lived intangible assets during the past three fiscal years.

We have the option of first performing a qualitative assessment (i.e., step zero) before calculating the fair value of the reporting unit (i.e., step one of the two-step fair value based impairment test). If we determine on the basis of qualitative factors that the fair value of the reporting unit is more likely than not less than the carrying amount, the two-step impairment test is required.

If we do not perform the qualitative assessment for a reporting unit or determine that it is more likely than not that the fair value of the reporting unit is less than its carrying amount, a quantitative two-step fair value-based test is performed. In the first step, we estimate the fair value of each reporting unit, utilizing a weighted combination of discounted cash flow analysis and a market multiples analysis. A reporting unit is defined as a component of an operating segment for which discrete financial information is available and regularly reviewed by management of that segment. If the recorded net assets of the reporting unit are less than the reporting unit’s estimated fair value, then there is no goodwill deemed to be impaired. If the recorded net assets of the reporting unit exceed its estimated fair value, then goodwill is potentially impaired and we calculate the implied fair value of goodwill, by deducting the estimated fair value of all tangible and identifiable intangible net assets of the reporting unit from the estimated fair value of the reporting unit. If the recorded amount of goodwill exceeds this implied fair value, the difference is recognized as a loss on impairment of assets in the consolidated statements of operations.

Our valuation approach utilizes a weighted combination of a discounted cash flow analysis and a market multiples analysis, where available. The discounted cash flow analysis relies on historical data

and internal estimates, which are developed as a part of our long-range plan process, and includes an estimate of terminal value based on these expected cash flows using the generally accepted Gordon Dividend Growth formula, which derives a valuation using an assumed perpetual annuity based on the reporting unit's residual cash flows. The discount rate is based on the generally accepted Weighted Average Cost of Capital methodology, and is derived using a cost of equity based on the generally accepted Capital Asset Pricing Model and a cost of debt based on the typical rate paid by market participants. The market multiples analysis utilizes multiples of business enterprise value to revenues, operating income and earnings before interest, taxes, depreciation and amortization of comparable publicly traded companies and multiples based on fair value transactions where public information is available. Significant assumptions used in estimating the fair value include: (1) discount and growth rates, and (2) our long-range plan, which includes enrollment, pricing, planned capital expenditures and operating margins. Management reviews the sum of the estimated fair value of all our reporting units to our enterprise value to corroborate the results of our weighted combination approach to determining fair value.

We also evaluate the sensitivity of a change in assumptions related to goodwill impairment, assessing whether a 10% reduction in our estimates of revenue or a 100 basis point increase in our estimated discount rates would result in impairment of goodwill. Excluding the impact of our recent acquisitions to their respective reporting units, using the current estimated cash flows and discount rates, each reporting unit's estimated fair value exceeds its carrying value by at least 15%. We have determined that none of our reporting units with material goodwill were at risk of failing the first step of the goodwill impairment test as of September 30, 2016.

The impairment test for indefinite-lived assets generally requires a new determination of the fair value of the intangible asset using the "relief from royalty" method. This method estimates the amount of royalty expense that would be incurred if the assets were licensed from a third party. We use publicly available information and proprietary third-party arm's length agreements that we have entered into with various licensors in determining certain assumptions to assist us in estimating fair value using market participant assumptions. If the fair value of the intangible asset is less than its carrying value, the intangible asset is adjusted to its new fair value, and an impairment loss is recognized.

If the estimates and related assumptions used in assessing the recoverability of our goodwill and indefinite-lived intangible assets decline, we may be required to record impairment charges for those assets. We base our fair value estimates on assumptions that we believe to be reasonable but that are unpredictable and inherently uncertain. Actual results may differ from those estimates. In addition, we make certain judgments and assumptions in allocating shared assets and liabilities to determine the carrying values for each of our reporting units.

As a result of our impairment testing, we recorded no impairment losses for the year ended December 31, 2015. For the year ended December 31, 2014, we recorded impairment losses on goodwill and tradenames. For the year ended December 31, 2013, we recorded impairment losses on tradenames. See "—Results of Operations—Discussion of Significant Items Affecting the Consolidated Results" and Note 7, Goodwill and Other Intangible Assets, in our consolidated financial statements included elsewhere in this prospectus for further details of the impairments.

Long-Lived Assets and Finite-Lived Intangible Assets

We evaluate our long-lived assets, including property and equipment and finite-lived intangible assets, to determine whether events or changes in circumstances indicate that the remaining estimated useful lives of such assets may warrant revision or that their carrying values may not be fully recoverable.

Indicators of impairment include, but are not limited to:

- a significant deterioration of operating results;
- a change in regulatory environment;
- a significant change in the use of an asset, its physical condition, or a change in management's intended use of the asset;
- an adverse change in anticipated cash flows; or
- a significant decrease in the market price of an asset.

If an impairment indicator is present, we evaluate recoverability by a comparison of the carrying amount of the assets to future undiscounted net cash flows expected to result from the use and eventual disposition of the assets. If the assets are determined to be impaired, the impairment recognized is the excess of the carrying amount over the fair value of the assets. Fair value is generally determined by the discounted cash flow method. The discount rate used in any estimate of discounted cash flows is the rate commensurate with a similar investment of similar risk. We use judgment in determining whether a triggering event has occurred and in estimating future cash flows and fair value. Changes in our judgments could result in impairments in future periods.

As a result of our impairment testing, we recorded impairment losses on long-lived assets for the years ended December 31, 2014 and 2013, as described in “—Results of Operations—Summary Comparison of Consolidated Results for the Years Ended December 31, 2015, 2014 and 2013—Discussion of Significant Items Affecting the Consolidated Results” and in Note 7, Goodwill and Other Intangible Assets, in our consolidated financial statements included elsewhere in this prospectus.

Deferred Costs

Deferred costs on the consolidated balance sheets consist primarily of direct costs associated with online course development and accreditation. Deferred costs associated with the development of online educational programs are capitalized after technological feasibility has been established. Deferred online course development costs are amortized to direct costs on a straight-line basis over the estimated period that the associated products are expected to generate revenues. Deferred online course development costs are evaluated on a quarterly basis through review of the corresponding course catalog. If a course is no longer listed or offered in the current course catalog, then the costs associated with its development are written off. As of December 31, 2015 and 2014, the unamortized balances of online course development costs were \$54.5 million and \$56.3 million, respectively. We defer direct and incremental third-party costs incurred for obtaining initial accreditation and for the renewal of accreditations. These accreditation costs are amortized to direct costs over the life of the accreditation on a straight-line basis. As of December 31, 2015 and 2014, the unamortized balances of accreditation costs were \$3.7 million and \$3.2 million, respectively.

At December 31, 2015 and 2014, our total deferred costs were \$156.0 million and \$140.3 million, respectively, with accumulated amortization of \$(97.9) million and \$(80.8) million, respectively.

As a result of our impairment testing, we recorded impairment losses on deferred costs for the years ended December 31, 2014 and 2013, as described in “—Results of Operations—Summary Comparison of Consolidated Results for the Years Ended December 31, 2014, 2013 and 2012—Discussion of Significant Items Affecting the Consolidated Results” and in Note 7, Goodwill and Other Intangible Assets, in our consolidated financial statements included elsewhere in this prospectus.

Debt Issuance Costs

Debt issuance costs are paid as a result of certain debt transactions and are presented as a deduction from debt. These debt issuance costs are amortized over the term of the associated debt instruments. The amortization expense is recognized as a component of Interest expense in the consolidated statements of operations. If we extinguish our debt before its full term, we may need to write off all or a portion of these deferred financing costs and recognize a loss on extinguishment. As of December 31, 2015 and 2014, the unamortized balances of debt issuance costs were \$69.3 million and \$80.1 million, respectively.

Income Taxes

We record the amount of income taxes payable or refundable for the current year, as well as deferred tax assets and liabilities for the expected future tax consequences of events that we have recognized in our consolidated financial statements or tax returns. We exercise judgment in assessing future profitability and the likely future tax consequences of these events.

Deferred Taxes

Estimates of deferred tax assets and liabilities are based on current tax laws, rates and interpretations, and, in certain cases, business plans and other expectations about future outcomes. We develop estimates of future profitability based upon historical data and experience, industry projections, forecasts of general economic conditions, and our own expectations. Our accounting for deferred tax consequences represents management's best estimate of future events that can be appropriately reflected in our accounting estimates. Changes in existing tax laws and rates, their related interpretations, as well as the uncertainty generated by the current economic environment may impact the amounts of deferred tax liabilities or the valuations of deferred tax assets.

Tax Contingencies

We are subject to regular review and audit by both domestic and foreign tax authorities. We apply a more-likely-than-not threshold for tax positions, under which we must conclude that a tax position is more likely than not to be sustained in order for us to continue to recognize the benefit. This assumes that the position will be examined by the appropriate taxing authority and that full knowledge of all relevant information is available. In determining the provision for income taxes, judgment is used, reflecting estimates and assumptions, in applying the more-likely-than-not threshold. A change in the assessment of the outcome of a tax review or audit could materially adversely affect our consolidated financial statements included elsewhere in this prospectus.

See Note 15, Income Taxes, in our consolidated financial statements included elsewhere in this prospectus for details of our deferred taxes and tax contingencies.

Indefinite Reinvestment of Foreign Earnings

We earn a significant portion of our income from subsidiaries located in countries outside the United States. Deferred tax liabilities have not been recognized for undistributed foreign earnings because management believes that the earnings will be indefinitely reinvested outside the United States under our planned tax neutral methods. ASC 740, "Income Taxes," requires that we evaluate our circumstances to determine whether or not there is sufficient evidence to support the assertion that we will reinvest undistributed foreign earnings indefinitely. Our assertion that earnings from our foreign operations will be indefinitely reinvested is supported by projected working capital and long-term capital plans in each foreign subsidiary location in which the earnings are generated. Additionally, we believe that we have the ability to indefinitely reinvest foreign earnings based on our domestic operation's cash repatriation strategies, projected cash flows, projected working capital and liquidity,

and the expected availability of capital within the debt or equity markets. If our expectations change based on future developments such that some or all of the undistributed earnings of our foreign subsidiaries may be remitted to the United States in the foreseeable future, we will be required to recognize deferred tax expense and liabilities on those amounts. In addition, if applicable tax rules in the United States are modified to cause U.S. corporations to pay taxes on foreign earnings even if the earnings are not remitted to the United States, we may incur additional tax expense.

Revenue Recognition

Our revenues primarily consist of tuition and educational service revenues. We also generate revenues from student fees, dormitory/residency fees, and education-related activities. Revenues are reported net of scholarships and other discounts, refunds, waivers and the fair value of any guarantees made by us related to student financing programs. Our institutions have various billing and academic cycles. Collectability is determined on a student-by-student basis at the time of enrollment. Generally, students cannot re-enroll for the next academic session without satisfactory resolution of any past-due amounts. Tuition revenues are recognized ratably on a weekly straight-line basis over each academic session. Deferred revenue and student deposits on our consolidated balance sheets consist of tuition paid prior to the start of academic sessions and unearned tuition amounts recorded as accounts receivable after an academic session begins. If a student withdraws from an institution, our obligation to issue a refund depends on the refund policy at that institution and the timing of the student's withdrawal. Generally, our refund obligations are reduced over the course of the academic term. We record refunds as a reduction of deferred revenue and student deposits, as applicable. Once a student withdraws, the Company recognizes revenue on a cash basis as collectability is not reasonably assured. Dormitory revenues are recognized over the occupancy period. Revenues from the sale of educational products are generally recognized upon delivery and when collectability is reasonably assured. Student fees and other revenues, which include revenues from contractual arrangements with unconsolidated institutions, are recognized as earned over the appropriate service period.

Allowance for Doubtful Accounts

Receivables are deemed to be uncollectible when they have been outstanding for two years, or earlier when collection efforts have ceased, at which time they are written-off. Prior to that, we record an allowance for doubtful accounts to reduce our receivables to their net realizable value. Our allowance estimation methodology is based on the age of the receivables, the status of past-due amounts, historical collection trends, current economic conditions, and student enrollment status. In the event that current collection trends differ from historical trends, an adjustment is made to the allowance account and bad debt expense.

Derivatives

In the normal course of business, our operations have significant exposure to fluctuations in foreign currency values and interest rate changes. Accordingly, we mitigate a portion of these risks through a risk-management program that includes the use of derivative financial instruments (derivatives). The interest and principal payments for our senior long-term debt arrangements are primarily paid in USD. Because the majority of our operating cash flow and revenues comes from business units located outside the United States with functional currencies other than USD, our ability to make debt payments and our earnings are subject to fluctuations in the value of the USD relative to foreign currencies. In order to mitigate these foreign currency risks, we selectively enter into foreign exchange forward contracts. Additionally, borrowings under our Senior Secured Credit Facilities and certain local credit facilities bear interest at variable rates. If market interest rates increase, variable-rate debt will create higher debt service requirements, which could adversely affect our cash flow. Therefore, we have entered into floating-to-fixed interest rate swap contracts for certain debt

arrangements that are subject to fluctuations in interest rates. We do not engage in speculative or leveraged transactions, nor do we hold or issue derivatives for trading purposes.

We report all derivatives on the consolidated balance sheets at fair value. The values are derived using valuation models commonly used for derivatives. These valuation models require a variety of inputs, including contractual terms, market prices, forward-price yield curves, notional quantities, measures of volatility and correlations of such inputs. Our fair value models incorporate the measurement of our own nonperformance risk into our calculations. Our derivatives expose us to credit risk to the extent that the counterparty may possibly fail to perform its contractual obligation when we are in a net gain position. As a result, our valuation models reflect measurements for counterparty credit risk. We also actively monitor counterparty credit ratings for any significant changes that could impact the nonperformance risk calculation for our fair value. We value derivatives using management's best estimate of inputs we believe market participants would use in pricing the asset or liability at the measurement date. Derivative and hedge accounting requires judgment in the use of estimates that are inherently uncertain and that may change in subsequent periods. External factors, such as economic conditions, will impact the inputs to the valuation model over time. The effect of changes in assumptions and estimates could materially impact our financial statements. See Note 14, Derivative Instruments, in our consolidated financial statements included elsewhere in this prospectus for details of our derivatives.

Stock-based Compensation

We use the Black-Scholes-Merton option pricing model to calculate the fair value of stock options. This option valuation model requires the use of subjective assumptions, including the estimated fair value of the underlying common stock, the expected stock price volatility, and the expected term of the option. The estimated fair value of the underlying common stock is based on third-party valuations. Our volatility estimates are based on a peer group of companies. We estimate the expected term of awards to be the weighted average mid-point between the vesting date and the end of the contractual term. We use this method to estimate the expected term since we do not have sufficient historical exercise data.

We have granted restricted stock, restricted stock units, stock options, and performance awards for which the vesting is based on our annual performance metrics. For interim periods, we use our year-to-date actual results, financial forecasts, and other available information to estimate the probability of the award vesting based on the performance metrics. The related compensation expense recognized is affected by our estimates of the vesting potential of these performance awards. See Note 13, Share-based Compensation, in our consolidated financial statements included elsewhere in this prospectus for further discussion of these arrangements.

Recently Issued Accounting Pronouncements

Accounting Standards Update No. 2016-16 ("ASU 2016-16"), Income Taxes (Topic 740): Intra-Entity Transfers of Assets Other Than Inventory

In October 2016, the Financial Accounting Standards Board ("FASB") issued Accounting Standards Update ("ASU") 2016-16 in order to improve the accounting for income tax consequences for intra-entity transfers of assets other than inventory. Under current GAAP, the recognition of current and deferred income taxes for an intra-entity transfer is prohibited until the asset has been sold to a third party. The amendments in this ASU state that an entity should recognize income tax consequences of an intra-entity transfer when the transfer occurs. This aligns the recognition of income tax consequences for intra-entity transfers of assets with International Financial Reporting Standards ("IFRS"). This ASU is effective for Laureate beginning on January 1, 2018 and early adoption is permitted. The amendments in this ASU should be applied on a modified retrospective basis through a

cumulative-effect adjustment directly to retained earnings as of the beginning of the period of adoption. We are currently evaluating the impact of ASU 2016-16 on our consolidated financial statements.

*Accounting Standards Update No. 2016-15 (“ASU 2016-15”), Statement of Cash Flows (Topic 230):
Classification of Certain Cash Receipts and Cash Payments*

In August 2016, the FASB issued ASU 2016-15 in order to reduce diversity around how certain cash receipts and cash payments are presented and classified on the Statement of Cash Flows. This ASU provides guidance on the following areas, for which current GAAP is either unclear or does not include specific guidance:

- debt prepayment or debt extinguishment costs;
- settlement of zero-coupon debt instruments or other debt instruments with coupon rates that are insignificant in relation to the effective interest rate of the borrowing;
- contingent consideration payments made after a business combination;
- proceeds from the settlement of insurance claims;
- proceeds from the settlement of corporate-owned life insurance policies;
- distributions received from equity method investees;
- beneficial interests in securitization transactions; and
- separately identifiable cash flows and application of the predominance principle.

This ASU is effective for Laureate beginning on January 1, 2018 and early adoption is permitted; however, if early adoption is elected, all of the amendments to the areas above must be adopted at the same time. The amendments in this ASU should be applied retrospectively. We are currently evaluating the impact of ASU 2016-15 on our consolidated financial statements.

Accounting Standards Update No. 2016-12 (“ASU 2016-12”), Revenue from Contracts with Customers (Topic 606): Narrow-scope improvements and practical expedients

In May 2016, the FASB issued ASU 2016-12 to address certain areas of improvement around Topic 606, Revenue from Contracts with Customers. The amendments in this Update do not change the core principles of Topic 606, but do address clarification around the following areas:

- assessing the collectibility criterion and accounting for contracts that do not meet the criteria;
- presentation of sales taxes and other similar taxes collected from customers;
- noncash consideration;
- contract modifications at transition;
- completed contracts at transition; and
- technical correction around retrospective application.

The amendments in this update affect the guidance in ASU 2014-09, Contracts with Customers (Topic 606), which is not yet effective, and therefore follow the same effective date and transition requirements. ASU 2014-09 is effective for Laureate on January 1, 2018 and allows either a full retrospective adoption to all periods presented or a modified retrospective adoption approach with the cumulative effect of initial application of the revised guidance recognized at the date of the initial application. We are currently evaluating the impact of ASU 2016-12 on our consolidated financial statements.

Accounting Standards Update No. 2016-10 (“ASU 2016-10”), Revenue from Contracts with Customers (Topic 606): Identifying Performance Obligations and Licensing

In April 2016, the FASB issued ASU 2016-10 in response to an issue communicated by the Transition Resource Group for Revenue Recognition (the “TRG”), a group which was formed by the FASB and the International Accounting Standards Board (“IASB”), (collectively, the “Boards”), whose objective is to inform the Boards of any issues that could arise with the implementation of a converged standard on recognition of revenue from contracts with customers. ASU 2016-10 does not change the core principal of the guidance in Topic 606, but adds clarification around identifying performance obligations and licensing.

The amendments in this update affect the guidance in ASU 2014-09, Contracts with Customers (Topic 606), which is not yet effective, and therefore follows the same effective date and transition requirements. ASU 2014-09 is effective for Laureate on January 1, 2018 and allows either a full retrospective adoption to all periods presented or a modified retrospective adoption approach with the cumulative effect of initial application of the revised guidance recognized at the date of the initial application. We are currently evaluating the impact of ASU 2016-10 on our consolidated financial statements.

Accounting Standards Update No. 2016-09 (“ASU 2016-09”), Compensation—Stock compensation (Topic 718): Improvements to Employee Share-based Payment Accounting

On March 30, 2016, the FASB issued ASU 2016-09 as part of its initiative to reduce complexity in accounting standards. The areas for simplification in this ASU involve several aspects of the accounting for employee share-based payment transactions, including the income tax consequences, classification of awards as either equity or liabilities, and classification on the statement of cash flows. The guidance is effective for Laureate beginning January 1, 2017. Early adoption is permitted in any annual or interim period for which financial statements have not been issued or made available for issuance, but all of the guidance must be adopted in the same period. If an entity early adopts the guidance in an interim period, any adjustments must be reflected as of the beginning of the fiscal year that includes that interim period. We are evaluating the impact of ASU 2016-09 on our consolidated financial statements.

Accounting Standards Update No. 2016-08 (“ASU 2016-08”), Revenue from Contracts with Customers (Topic 606): Principal versus Agent Considerations (Reporting Revenue Gross versus Net)

In March 2016, the FASB issued ASU 2016-08 in response to an issue communicated by the TRG regarding the determination of whether the entity acts as the principal or an agent in certain transactions where another party, along with the entity, is involved in providing a good or service to a customer. The amendments in this update do not change the core principle of the existing implementation guidance in Topic 606 on principal versus agent considerations, but do clarify how an entity should determine whether it is a principal or an agent by providing indicators that assist in the assessment of control. Such indicators may be more or less relevant to the control assessment and one or more indicators may be more or less persuasive to the control assessment, depending on the facts and circumstances.

The amendments in this update affect the guidance in ASU 2014-09, Contracts with Customers (Topic 606), which is not yet effective, and therefore follows the same effective date and transition requirements. ASU 2014-09 is effective for Laureate on January 1, 2018 and allows either a full retrospective adoption to all periods presented or a modified retrospective adoption approach with the cumulative effect of initial application of the revised guidance recognized at the date of the initial application. We are currently evaluating the impact of ASU 2016-08 on our consolidated financial statements.

Accounting Standards Update No. 2016-02 (“ASU 2016-02”), Leases (Topic 842)

On February 25, 2016, the FASB issued ASU 2016-02. Lessees will need to recognize on their balance sheet a right-of-use asset and a lease liability for virtually all of their leases (other than leases that meet the definition of a short-term lease). The liability will be equal to the present value of lease payments. The asset will be based on the liability, subject to adjustment, such as for initial direct costs. For income statement purposes, the FASB retained a dual model, requiring leases to be classified as either operating or finance. Operating leases will result in straight-line expense (similar to current operating leases) while finance leases will result in a front-loaded expense pattern (similar to current capital leases). Classification will be based on criteria that are largely similar to those applied in current lease accounting, but without explicit bright lines. The standard is effective for Laureate beginning January 1, 2019. Early adoption is permitted. The new standard must be adopted using a modified retrospective transition, and provides for certain practical expedients. Transition will require application of the new guidance at the beginning of the earliest comparative period presented. We are evaluating the impact of ASU 2016-02 on our consolidated financial statements.

Accounting Standards Update No. 2016-01 (“ASU 2016-01”), Financial Instruments—Overall (Subtopic 815-10)

In January 2016, the FASB issued ASU 2016-01 in order to enhance the reporting model for financial instruments to provide users of financial statements with more decision-useful information. The amendments in this ASU require all equity investments (except those accounted for under the equity method of accounting or those that result in consolidation of the investee) to be measured at fair value, with changes in fair value recognized through net income. In addition, the amendments in this ASU require that entities that have elected to measure financial instruments at fair value must disclose, as a separate item in comprehensive income, the portion of the total change in fair value of a liability resulting from a change in instrument-specific credit risk.

This ASU is effective for Laureate beginning January 1, 2018 and amendments should be applied as a cumulative-effect adjustment to the balance sheet as of the beginning of the fiscal year of adoption. The amendments related to equity securities without readily determinable fair values should be applied prospectively to equity investments that exist as of the date of adoption of the ASU. We are currently evaluating the impact of ASU 2016-01 on our consolidated financial statements.

Accounting Standards Update No. 2015-17 (“ASU 2015-17”), Income Taxes (Topic 740)

In November 2015, the FASB issued ASU 2015-17 as a part of the Simplification Initiative and in response to concerns that the current requirement that entities separate deferred income tax liabilities and assets into current and noncurrent amounts results in little or no benefit to users of the financial statements. This classification does not generally align with the time period in which the recognized deferred tax amounts are expected to be recovered or settled and there are costs incurred by an entity to separate deferred income tax liabilities and assets into current and noncurrent amounts. The amendments in this ASU aim to simplify this presentation by requiring that deferred tax liabilities and assets be classified as noncurrent in a classified statement of financial position, which aligns the GAAP presentation of deferred income tax assets and liabilities with International Financial Reporting Standards (“IFRS”).

This ASU is effective for Laureate beginning January 1, 2017, and may be applied either prospectively to all deferred tax liabilities and assets or retrospectively to all periods presented. Early adoption is permitted as of the beginning of an interim or annual reporting period. We are currently evaluating the impact of ASU 2015-17 on our consolidated financial statements.

Accounting Standards Update No. 2015-16 (“ASU 2015-16”), Business Combinations (Topic 805)

On September 25, 2015, the FASB issued ASU 2015-16 as a part of the Simplification Initiative and in response to concerns that the requirement to retrospectively apply adjustments made to provisional amounts recognized in a business combination adds costs and complexity to financial reporting, but does not significantly improve the usefulness of the information provided to users. The amendments in this ASU require that adjustments to provisional amounts that are identified by the acquirer during the measurement period be recognized in the reporting period in which the adjustment amounts are identified, rather than retrospectively.

The amendments in this ASU also require that the acquirer record, in the same period’s financial statements, the effect on earnings of changes in depreciation, amortization or other income effects, if any, as a result of the change to the provisional amounts, calculated as if the accounting had been completed at the acquisition date. The acquirer must also present separately on the face of the income statement or disclosure in the notes the portion of the amount recorded in current-period earnings by line item that would have been recorded in previous reporting periods if the adjustment to the provisional amounts had been recognized as of the acquisition date.

The guidance is effective for Laureate beginning January 1, 2016, and should be applied prospectively. Early adoption is permitted for financial statements that have not yet been made available for issuance. We do not expect ASU 2015-16 to have a material impact on our consolidated financial statements.

Accounting Standards Update No. 2015-07 (“ASU 2015-07”), Fair Value Measurement (Topic 820)—Disclosures for Investments in Certain Entities that Calculate Net Asset Value per Share (or Its Equivalent)

On May 1, 2015, the FASB issued ASU 2015-07. Under the amendments in this ASU, investments for which fair value is measured at net asset value per share (or its equivalent) using the practical expedient should not be categorized in the fair value hierarchy. Removing those investments from the fair value hierarchy not only eliminates the diversity in practice resulting from the way in which investments measured at net asset value per share (or its equivalent) with future redemption dates are classified, but also ensures that all investments categorized in the fair value hierarchy are classified using a consistent approach.

The amendments in ASU 2015-07 are effective for public business entities for fiscal years beginning after December 15, 2015, and interim periods within those fiscal years. A reporting entity should apply the amendments retrospectively to all periods presented. The retrospective approach requires that an investment for which fair value is measured using the net asset value per share practical expedient be removed from the fair value hierarchy in all periods presented in an entity’s financial statements. We plan to adopt ASU 2015-07 on January 1, 2016 and believe this guidance will apply to the deferred compensation plan assets discussed in Note 20, Fair Value Measurement, in our consolidated financial statements included elsewhere in this prospectus.

Accounting Standards Update No. 2015-03 (“ASU 2015-03”) Interest—Imputation of Interest (Subtopic 835-30): Simplifying the Presentation of Debt Issuance Costs

On April 7, 2015, the FASB issued ASU 2015-03, which simplifies the presentation of debt issuance costs by requiring debt issuance costs to be presented as a deduction from debt. This will make the presentation of debt issuance costs consistent with the presentation of debt discounts or premiums. It also addresses the long-standing conflict with the conceptual framework, since FASB Concepts Statement No. 6, Elements of Financial Statements, requires that assets provide future economic benefit, which debt issuance costs do not. ASU 2015-03 will also align GAAP with IFRS, which requires transaction costs, including third-party costs and creditor fees, to be deducted from the

carrying value of the financial liability and not recorded as a separate asset. The new guidance is limited to simplifying the presentation of debt issuance costs. The recognition and measurement guidance for debt issuance costs is not affected. Therefore, these costs will continue to be amortized as interest expense using the effective interest method pursuant to ASC 835-30-35-2 through 35-3.

The guidance is effective beginning January 1, 2016. Upon adoption, an entity must apply the new guidance retrospectively to all prior periods presented in the financial statements. An entity is also required in the year of adoption (and in interim periods within that year) to provide certain disclosures about the change in accounting principle, including the nature of and reason for the change, the transition method, a description of the prior-period information that has been retrospectively adjusted and the effect of the change on the financial statement line items (that is, debt issuance cost asset and the debt liability).

Accounting Standards Update No. 2015-02 (“ASU 2015-02”) Consolidation (Topic 810)

On February 18, 2015, the FASB issued ASU 2015-02, in response to stakeholders’ concerns about the requirement to consolidate certain legal entities where the reporting entity’s contractual rights do not give it the ability to act primarily on its own behalf, the reporting entity does not hold a majority of the legal entity’s voting rights, or the reporting entity is not exposed to a majority of the legal entity’s economic benefits or obligations. Financial statement users asserted that in certain of those situations in which consolidation is ultimately required, deconsolidated financial statements are necessary to better analyze the reporting entity’s economic and operational results. ASU 2015-02 affects reporting entities that are required to evaluate whether they should consolidate certain legal entities. This ASU provides a revised consolidation model that requires the following:

1. modify the evaluation of whether limited partnerships and similar legal entities are VIEs or voting interest entities;
2. eliminate the presumption that a general partner should consolidate a limited partnership;
3. affect the consolidation analysis of reporting entities that are involved with VIEs, particularly those that have fee arrangements and related party relationships; and
4. provide a scope exception from consolidation guidance for reporting entities with interests in legal entities that are required to comply with or operate in accordance with requirements that are similar to those in Rule 2a-7 of the Investment Company Act of 1940 for registered money market funds.

ASU 2015-02 is effective for public business entities for fiscal years, and for interim periods within those fiscal years, beginning after December 15, 2015. For all other entities, ASU 2015-02 is effective for fiscal years beginning after December 15, 2016, and for interim periods within fiscal years beginning after December 15, 2017. Early adoption is permitted. We do not expect ASU 2015-02 to have a material impact on our consolidated financial statements.

Accounting Standards Update No. 2014-09, (“ASU 2014-09”): Revenue from Contracts with Customers (Topic 606)

On May 28, 2014, the FASB issued ASU 2014-09. This ASU supersedes the revenue recognition requirements in Topic 605, “*Revenue Recognition*” and most industry-specific guidance. The core principle of ASU 2014-09 is that a company will recognize revenue when it transfers promised goods or services to customers in an amount that reflects the consideration to which the company expects to be entitled in exchange for those goods or services. On July 9, 2015, the FASB deferred the effective date of ASU 2014-09. The new revenue standard is effective for fiscal years, and interim periods within those years, beginning after December 15, 2017 (January 1, 2018 for Laureate) and allows either a full retrospective adoption to all periods presented or a modified retrospective adoption approach with the

cumulative effect of initial application of the revised guidance recognized at the date of initial application. We are beginning to evaluate the adoption alternatives and the impact of ASU 2014-09 on our consolidated financial statements.

Quantitative and Qualitative Disclosures About Market Risk

We are exposed to market risk primarily from fluctuations in interest rates and foreign currency exchange rates. We may seek to control a portion of these risks through a risk-management program that includes the use of derivatives to reduce earnings and cash flow volatility associated with changes in interest rates and foreign currency exchange rates. As a policy, we do not engage in speculative or leveraged transactions, nor do we hold or issue derivatives for trading purposes.

Interest Rate Risk

We are subject to risk from fluctuations in interest rates, primarily relating to our Senior Secured Credit Facilities and certain local credit facilities, which bear interest at variable rates. However, two factors serve to mitigate this risk. First, we enter into floating-to-fixed interest rate swap contracts in order to fix a portion of our floating-rate debt, and our cross currency swap includes an embedded floating-to-fixed rate component. Second, our senior secured credit agreement contains a floor on LIBOR contracts and ABR draws.

Based on our outstanding variable-rate debt as of December 31, 2015 and factoring in the impact of the derivatives, an increase of 100 basis points in our weighted-average interest rate would result in an increase in interest expense of \$23.2 million on an annual basis.

Based on our outstanding variable-rate debt as of December 31, 2015 and factoring in the impact of the derivatives and the LIBOR floor, an increase of 100 basis points in interest rates would result in an increase in interest expense of \$9.8 million on an annual basis.

See Note 14, Derivative Instruments, in our consolidated financial statements included elsewhere in this prospectus for further discussion of our derivatives.

Foreign Currency Exchange Risk

We use the USD as our reporting currency. We derived approximately 83% of our revenues from students outside of the United States for the year ended December 31, 2015. Our business is transacted through a network of international and domestic subsidiaries, generally in the local currency, considered the functional currency for that subsidiary.

Our foreign currency exchange rate risk is related to the following items:

- Adjustments relating to the translation of our assets and liabilities from the subsidiaries' functional currencies to USD. These adjustments are recorded in accumulated other comprehensive income (loss) on our consolidated balance sheets.
- Gains and losses resulting from foreign currency exchange rate changes related to intercompany loans that are deemed to have the characteristics of a long-term investment. These gains and losses are recorded in accumulated other comprehensive income (loss) on our consolidated balance sheets.
- Gains and losses resulting from foreign currency exchange rate changes related to intercompany loans that are not deemed to have the characteristics of a long-term investment. These gains and

losses are recorded in foreign currency exchange gain (loss) on our consolidated statements of operations.

- Gains and losses on foreign currency transactions. These gains and losses are recorded in foreign currency exchange gain (loss) on our consolidated statements of operations.

For the year ended December 31, 2015, a hypothetical 10% adverse change in average annual foreign currency exchange rates, excluding the impacts of our derivatives, would have decreased operating income and Adjusted EBITDA by approximately \$21.9 million and \$71.1 million, respectively.

We monitor the impact of foreign currency movements related to differences between our subsidiaries' local currencies and the USD. Our U.S. debt facilities are primarily denominated in USD. We enter into foreign exchange forward contracts to protect the USD value of our assets and future cash flows, as well as to reduce the earnings impact of exchange rate fluctuations on receivables and payables denominated in currencies other than the functional currencies. See Note 14, Derivative Instruments, in our consolidated financial statements included elsewhere in this prospectus for additional discussion regarding our derivatives.

Other Matters

As previously disclosed, during the fourth quarter of 2014, we recorded an operating expense of \$18.0 million (the value of 40.0 million Turkish Liras at the date of donation) for a donation by our network institution in Turkey to a charitable foundation. We believed the donation was encouraged by the Turkish government to further a public project supported by the government and expected that it would enhance the position and ongoing operations of our institution in Turkey. The Company has learned that the charitable foundation which received the donation disbursed the funds at the direction of a former senior executive at our network institution in Turkey and other external individuals to a third party without our knowledge or approval.

In June 2016, the Audit Committee of the Board of Directors initiated an internal investigation into this matter with the assistance of external counsel. The investigation concerns the facts surrounding the donation, violations of the Company's policies, and possible violations of the FCPA and other applicable laws in what appears to be a fraud perpetrated by the former senior executive at our network institution in Turkey and other external individuals. This includes an investigation to determine if the diversion was part of a scheme to misappropriate the funds and whether any portion of the funds was paid to government officials. As of the date of this prospectus, we have not identified that any other officers or employees outside of Turkey were involved in the diversion of the intended donation. Although we are pursuing efforts to recover the diverted funds, there is no assurance that we will be successful.

We have been advised by Turkish counsel that, under Turkish law, a Foundation University may not make payments that cause a decrease in the university's wealth or do not otherwise benefit the university. Given the uncertainty of recovery of the diverted donation and to mitigate any potential regulatory issues in Turkey relating to the donation, certain Laureate-owned entities that are members of the foundation that controls our network institution in Turkey have contributed an amount of approximately \$13.0 million (the value of 40.0 million Turkish Liras on November 4, 2016, the date of contribution) to our network institution in Turkey to reimburse it for the donation.

As a result of the investigation, which is ongoing, we took steps to remove the former senior executive at our network institution in Turkey. Because of the complex organizational structure in Turkey, this took approximately one month and during that period our access to certain aspects of the business including the financial and other records of the university was interrupted. The former senior executive is now no longer affiliated with our network institution and we again have access to the financial and other records of the university.

In September 2016, we voluntarily disclosed the investigation to the DOJ and the SEC. The Company intends to fully cooperate with these agencies and any other applicable authorities in any investigation that may be conducted in this matter by them. The Company has internal controls and compliance policies and procedures that are designed to prevent misconduct of this nature and support compliance with laws and best practices throughout its global operations. The Company is taking steps to enhance these internal controls and compliance policies and procedures. The investigation is ongoing, and we cannot predict the outcome at this time, or the impact, if any, to the Company's consolidated financial statements or predict how the resulting consequences, if any, may impact our internal controls and compliance policies and procedures, business, ability or right to operate in Turkey, results of operations or financial position. If we are found to have violated the FCPA or other laws governing the conduct of our operations, we may be subject to criminal and civil penalties and other remedial measures, which could materially adversely affect our business, financial condition, results of operations and liquidity.

BUSINESS

Our Business

We are the largest global network of degree-granting higher education institutions, with more than one million students enrolled at our 71 institutions in 25 countries on more than 200 campuses, which we collectively refer to as the *Laureate International Universities* network. We participate in the global higher education market, which was estimated to account for revenues of approximately \$1.5 trillion in 2015, according to GSV. We believe the global higher education market presents an attractive long-term opportunity, primarily because of the large and growing imbalance between the supply and demand for quality higher education around the world. Advanced education opportunities drive higher earnings potential, and we believe the projected growth in the middle class population worldwide and limited government resources dedicated to higher education create substantial opportunities for high-quality private institutions to meet this growing and unmet demand. Our outcomes-driven strategy is focused on enabling millions of students globally to prosper and thrive in the dynamic and evolving knowledge economy.

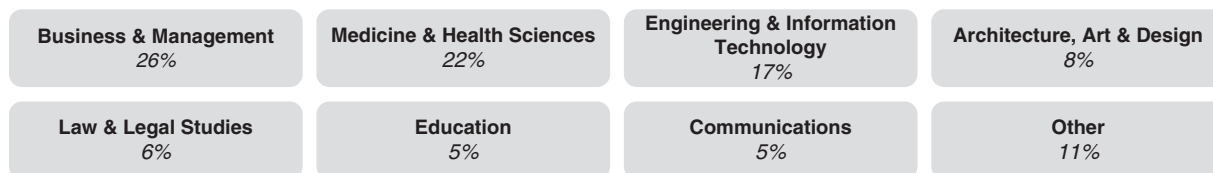
In 1999, we made our first investment in higher education and, since that time, we have developed into the global leader in higher education, based on the number of students, institutions and countries making up our network. Our global network of 71 institutions comprises 59 institutions we own or control, and an additional 12 institutions that we manage or with which we have other relationships. Our institutions are recognized for their high-quality academics. For example, we own and operate UVM Mexico, the largest private university in Mexico, which in 2016 was ranked seventh among all public and private higher education institutions in the country by *Guía Universitaria*. Our track record for delivering high-quality outcomes to our students, while stressing affordability and accessibility, has been a key reason for our long record of success, including 16 consecutive years of enrollment growth. We have generated CAGRs in total enrollment and revenues of 10.4% and 9.0%, respectively, from 2009 through September 30, 2016.

Since being taken private in August 2007, we have undertaken several initiatives to continually improve the quality of our programs and outcomes for our students, while expanding our scale and geographic presence, and strengthening our organization and management team. From 2007 to September 30, 2016, we have expanded into 12 new countries, added over 100 campuses worldwide and grown enrollment from approximately 300,000 to more than one million students with a combination of strong organic revenue growth of 9.3% (average annual revenue growth from 2007 to 2015 excluding acquisitions) and the successful integration of 41 strategic acquisitions. Key to this growth were expansions into Brazil, where we owned 13 institutions with a combined enrollment of approximately 260,000 students, and expansions into Asia, the Middle East and Africa, where we owned or controlled 21 institutions with a combined enrollment of approximately 86,000 students. Further, we have made significant capital investments and continue to make operational improvements in technology and human resources, including key management hires, and are developing scalable back-office operations to support the *Laureate International Universities* network, including implementing a vertically integrated information technology, finance, accounting and human resources organization that, among other things, are designed to enhance our analytical capabilities. Finally, over the past several years, we have invested heavily in technology-enabled solutions to enhance the student experience, increase penetration of our hybrid offerings and optimize efficiency throughout our network. We believe these investments have created an intellectual property advantage that has further differentiated our offerings from local market competitors.

The *Laureate International Universities* network enables us to educate our students locally, while connecting them to an international community with a global perspective. Our students can take advantage of shared curricula, optional international programs and services, including English language instruction, dual-degree and study abroad programs and other benefits offered by other institutions in

our network. We believe that the benefits of the network translate into better career opportunities and higher earnings potential for our graduates.

The institutions in the *Laureate International Universities* network offer a broad range of undergraduate and graduate degrees through campus-based, online and hybrid programs. Approximately 93% of our students attend traditional, campus-based institutions offering multi-year degrees, similar to leading private and public higher education institutions in the United States and Europe. In addition, approximately two thirds of our students are enrolled in programs of four or more years in duration. Our programs are designed with a distinct emphasis on applied, professional-oriented content for growing career fields and are focused on specific academic disciplines, or verticals, that we believe demonstrate strong employment opportunities and provide high earnings potential for our students, including:



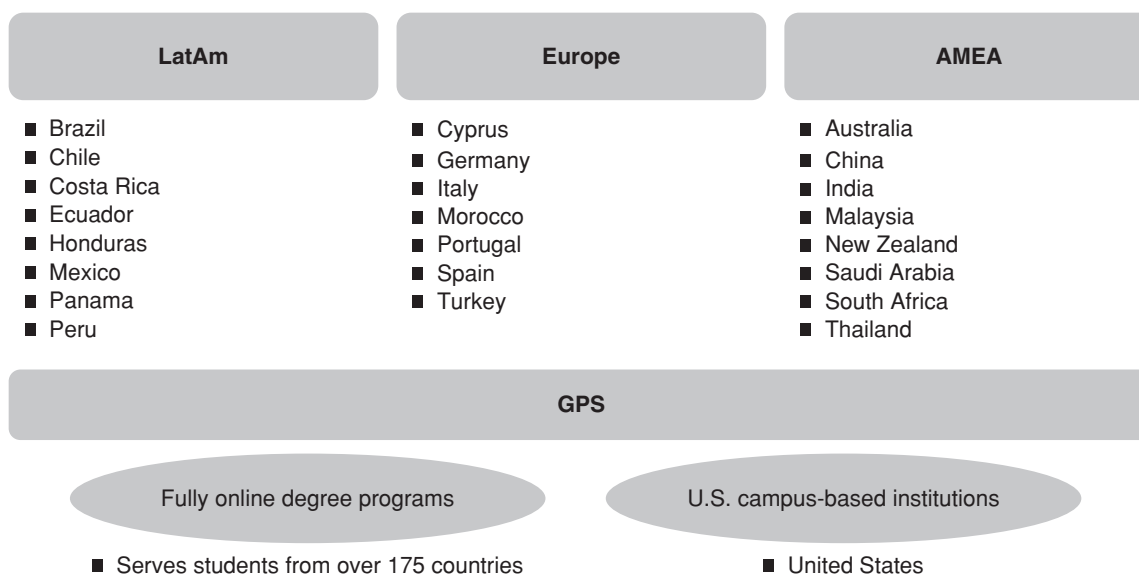
Note: Percentages based on enrollments as of 9/30/2016.

Across these academic disciplines, we continually and proactively adapt our curriculum to the needs of the market, including emphasizing the core STEM (science, technology, engineering and math) and business disciplines. We believe the STEM and business disciplines present attractive areas of study to students, especially in developing countries where there exists a strong and ongoing focus to develop and retain professionally trained individuals. Since 2009, we have more than doubled our enrollment of students pursuing degrees in Business & Management, Medicine & Health Sciences and Engineering & Information Technology, our three largest disciplines. We believe the work of our graduates in these disciplines creates a positive impact on the communities we serve and strengthens our institutions' reputations within their respective markets.

Across the world, we operate institutions that address regional, national and local supply and demand imbalances in higher education. As the global leader in higher education, we believe we are uniquely positioned to effectively deliver high-quality education across different brands and tuition levels in the markets in which we operate. In many developing markets, traditional higher education students (defined as 18-24 year olds) have historically been served by public universities, which have limited capacity and are often underfunded, resulting in an inability to meet growing student demands and employer requirements. Our institutions in these markets offer traditional higher education students a private education alternative, often with multiple brands and price points in each market, with innovative programs and strong career-driven outcomes. In many of these same markets, non-traditional students such as working adults and distance learners have limited options for pursuing higher education. Through targeted programs and multiple teaching modalities, we are able to serve the differentiated needs of this unique demographic. Our flexible approach across geographies allows Laureate to access a broader addressable market of students by efficiently tailoring institutions to meet the needs of a particular geography and student population.

We have four reporting segments, which are summarized in the table below. We group our institutions by geography in Latin America, Europe and Asia, Middle East and Africa for reporting

purposes. Our GPS segment includes our fully online universities and our campus-based institutions in the United States.



The following information for our operating segments is presented as of September 30, 2016, except where otherwise indicated:

	LatAm	Europe	AMEA	GPS	Total
Countries	8	7	8	2	25
Institutions	29	14	21	7	71
Enrollments (rounded to nearest thousand)	834,000	54,000	86,000	73,000	1,047,000
LTM ended September 30, 2016 Revenues (\$ in millions)‡	\$ 2,378.7	\$ 496.9	\$ 419.1	\$ 939.9	\$ 4,218.8
% Contribution to LTM ended September 30, 2016 Revenues‡	56%	12%	10%	22%	100%

‡ The elimination of inter-segment revenues and amounts related to Corporate, which total \$15.7 million, is not separately presented.

Our Industry

We are the leader in the global market for higher education, which is characterized by a significant imbalance between supply and demand, especially in developing economies. In many countries, demand for higher education is large and growing. GSV estimates that higher education institutions accounted for total revenues of approximately \$1.5 trillion globally in 2015, with the higher education market expected to grow by approximately 5% per annum through 2020. Global growth in higher education is being fueled by several demographic and economic factors, including a growing middle class, global growth in services and technology-related industries and recognition of the significant personal and economic benefits gained by graduates of higher education institutions. At the same time, many governments have limited resources to devote to higher education, resulting in a diminished ability by the public sector to meet growing demand, and creating opportunities for private education providers to enter these markets and deliver high-quality education. As a result, the private sector plays a large

and growing role in higher education globally. While the *Laureate International Universities* network is the largest global network of degree-granting higher education institutions in the world, our total enrollment of more than one million students represents only 0.5% of worldwide higher education students.

Large, Growing and Underpenetrated Population of Qualified Higher Education Students. According to UNESCO, 198.6 million students worldwide were enrolled in higher education institutions in 2013, nearly double the 99.7 million students enrolled in 2000, and approximately 90% of those students were enrolled at institutions outside of the United States as of 2013. In many countries, including throughout Latin America, Asia and other developing regions, there is growing demand for higher education based on favorable demographics, increasing secondary completion rates and increasing higher education participation rates, resulting in continued growth in higher education enrollments. While global participation rates have increased for traditional higher education students (defined as 18-24 year olds), the market for higher education is still significantly underpenetrated, particularly in developing countries. Given the low penetration rates, many governments in developing countries have a stated goal of increasing the number of students participating in higher education. For example, Mexico's participation rate increased from approximately 16% to approximately 22% from 2003 to 2013, and the Mexican government has set a goal of increasing the number of students enrolled in higher education by 17% over the next three years. Other developing countries with large addressable markets are similarly underpenetrated as evidenced by the following participation rates for 2013: Saudi Arabia (36%), Brazil (32%), China (22%) and India (19%), all of which are well below rates of developed countries such as the United States and Spain, which in 2013 had participation rates of approximately 63% and approximately 60%, respectively.

Strong Economic Incentives for Higher Education. According to the Brookings Institution, approximately 1.8 billion people in the world composed the middle class in 2009, a number that is expected to more than double by 2030 to almost five billion people. We believe that members of this large and growing group seek advanced education opportunities for themselves and their children in recognition of the vast differential in earnings potential with and without higher education. According to data from the OECD, in certain European markets in which we operate, the earnings from employment for an adult completing higher education were approximately 60% higher than those of an adult with just an upper secondary education, while in the United States the differential was approximately 76%. This income gap is even more pronounced in many developing countries around the world, including a differential of approximately 139% in Chile and approximately 152% in Brazil. OECD statistics also show that overall employment rates are greater for individuals completing higher education than for those who have not completed upper secondary education. In addition, we believe as economies around the world are increasingly based on the services sector, they will require significant investment in human capital, advanced education and specialized training to produce knowledgeable professionals. We believe the cumulative impact of favorable demographic and socio-economic trends, coupled with the superior earnings potential of higher education graduates, will continue to expand the market for private higher education.

Increasing Role of the Private Sector in Higher Education. In many of our markets, the private sector plays a meaningful role in higher education, bridging supply and demand imbalances created by a lack of capacity at public universities. In addition to capacity limitations, we believe that limited public resources, and the corresponding policy reforms to make higher education systems less dependent on the financial and operational support of local governments, have resulted in increased enrollments in private institutions relative to public institutions.

According to the OECD, from 2003 to 2013, the number of students enrolled in private institutions grew from approximately 26% to approximately 31% of total enrollments within OECD countries. For example, Brazil and Chile rely heavily upon private institutions to deliver quality higher education to

students, with approximately 71% (in 2012) and approximately 84% (in 2013), respectively, of higher education students in these countries enrolled in private institutions.

The decrease in government funding to public higher education institutions in recent years has served to spur the growth of private institutions, as tuitions have been increasingly funded by private sources. On average, OECD countries experienced a decrease in public funding from approximately 69% of total funding in 2000 to approximately 65% in 2012. For example, Mexico experienced a decrease in public funding as a percentage of total funding of approximately ten percentage points during the same period. We believe these trends have increased demand for competitive private institutions as public institutions are unable to meet the demand of students and families around the world, especially in developing markets.

Greater Accessibility to Higher Education through Online and Hybrid Offerings. Improving Internet broadband infrastructure and new instruction methodologies designed for the online medium have driven increased acceptance of the online modality globally. According to a survey conducted by the Babson Survey Research Group, approximately 71% of academic leaders rated online learning outcomes as the same or superior to classroom learning in 2014, up from approximately 57% in 2003. GSV estimates that the online higher education market will grow by a CAGR of approximately 25%, from \$49 billion in 2012 to \$149 billion in 2017. Additionally, new online and hybrid education offerings have enabled the cost-effective delivery of higher education, while improving overall affordability and accessibility for students. We believe that increasing student demand, coupled with growing employer and regulatory acceptance of degrees obtained through online and hybrid modalities, will continue to drive significant growth in the online and hybrid higher education market globally.

Our Strengths and Competitive Advantages

We believe our key competitive strengths that will enable us to execute our growth strategy include the following:

First Mover and Leader in Global Higher Education. In 1999, we made our first investment in global higher education. Since that time, the *Laureate International Universities* network has grown to include 71 institutions in 25 countries that enroll more than one million students, of which approximately 95% are outside of the United States and over 85% reside in developing countries. Our growth has been the result of numerous organic initiatives, supplemented by successfully completing and integrating 41 acquisitions since August 2007, substantially all of which were completed through private negotiations and not as part of an auction process. Given our size and status as the first mover in many of our markets, we have been able to acquire many marquee assets, which we believe will help us maintain our market-leading position due to the considerable time and expense it would take a competitor to establish an integrated network of international universities of similar scale with the brands, intellectual property and accreditations that we possess.

Long-Standing and Reputable University Brands Delivering High Quality Education. We believe we have established a reputation for providing high-quality higher education around the world, and that our schools are among the most respected higher education brands in their local markets. Many of our institutions have over 40-year histories, with some institutions approaching 100 years. In addition to long-standing presences in their local communities, many of our institutions are ranked among the best in their respective countries. For example, the *Barómetro de la Educación Superior* has ranked Universidad Andrés Bello as a top university in Chile. Similarly, in Brazil, Universidade Anhembí Morumbi is ranked by *Guia do Estudante* as one of São Paulo's top universities, and in Europe, Universidad Europea de Madrid is the second largest private university in Spain and received four stars in the prestigious 2015 QS Stars™ international university rating. Our U.S.-based institutions have been recognized for their quality and value. Walden University, a member of the *Laureate International Universities* network, was singled out in the U.S. Senate Report on For-Profit Higher Education in 2012

as “perhaps the best of any company examined.” More recently, Walden ranked 19th on the list of the top 100 universities for adult learners in the *Washington Monthly 2016 College Rankings*.

Our strong brands are perpetuated by our student-centric focus and our mission to provide greater access to cost-effective, high-quality higher education, which allows more students to pursue their academic and career aspirations. We are committed to continually evaluating our institutions to ensure we are providing the highest quality education to our students. Our proprietary management tool, LEAF, is used to evaluate institutional performance based on 44 unique criteria across five different categories: Employability, Learning Experience, Personal Experience, Access & Outreach and Academic Excellence. LEAF, in conjunction with additional external assessment methodologies, such as QS Stars™, allows us to identify key areas for improvement in order to drive a culture of quality and continual innovation at our institutions. For example, more than 86% of students attending Laureate institutions in Brazil are enrolled in an institution with an IGC score (an indicator used by the Brazilian Ministry of Education to evaluate the quality of higher education institutions) that has improved since 2010. In addition, our Brazilian institutions’ IGC scores have increased by approximately 16% on average from 2010 to 2014, placing three of our institutions in the top quintile, and nine (encompassing approximately 96% of our student enrollment in Brazil) in the top three quintiles of all private higher education institutions in the country.

Many of our institutions and programs have earned the highest accreditation available, which provides us with a strong competitive advantage in local markets. For example, we serve more than 200,000 students in the fields of medicine and health sciences on over 100 campuses throughout the *Laureate International Universities* network, including 22 medical schools and 19 dental schools. Medical school licenses are often the most difficult to obtain and are only granted to institutions that meet rigorous standards. We believe the existence of medical schools at many of our institutions further validates the quality of our institutions and programs. Similarly, other institutions have received numerous specialized accreditations, including those for Ph.D. programs. For example, UNAB, UDLA Ecuador, and UPC are three of only 11 universities in all of Latin America to receive a U.S. accreditation, which are highly regarded and difficult to attain. Finally, in addition to Universidad Europea de Madrid, 14 institutions in our network were also rated by QS Stars™ international university rating, which is a prestigious external assessment. In 2015, many Laureate institutions received three and four stars as indicated below:

- **Four Stars**

- European University Cyprus
- Universidad Andrés Bello (UNAB)

- **Three Stars**

- Universidad del Valle de México (UVM Mexico)
- Universidad Peruana de Ciencias Aplicadas (UPC)
- Universidad Tecnológica de México (UNITEC Mexico)
- Universidade Anhembi Morumbi (UAM Brazil)
- Universidade Potiguar (UnP)
- Universidade Salvador (UNIFACS)
- Centro Universitário Ritter dos Reis (UniRitter)
- Universidad de Las Américas (UDLA Ecuador)
- Istanbul Bilgi University
- University of Petroleum and Energy Studies (UPES)
- Universidad Latina de Costa Rica (ULatina)
- Universidad Tecnológica Centroamericana (UNITEC Honduras)

Superior Outcomes for Our Students. We offer high-quality undergraduate, graduate and specialized programs in a wide range of disciplines that generate strong interest from students and provide attractive employment prospects. We design our programs to prepare students to contribute productively in their chosen professions upon employment. Our curriculum development process includes employer surveys and ongoing research into business trends to determine the skills and knowledge base that will be required by those employers in the future. This information results in timely curriculum upgrades, which helps ensure that our graduates acquire the skills that will make them marketable to employers. In 2014, we commissioned a study by Millward Brown, a leading third-party market research organization, of graduates at Laureate institutions representing over 60% of total Laureate enrollments. Graduates at 12 of our 13 surveyed international institutions achieved, on average, equal or higher employment rates within 12 months of graduation as compared to graduates of other institutions in the same markets, and in all of our premium institutions surveyed, graduates achieved higher starting salaries as compared to graduates of other institutions in those same markets (salary premium to market benchmarks ranged from approximately 6% to approximately 118%). In addition, a joint study by Laureate and the IFC/World Bank Group in 2014 showed that graduates of Laureate institutions in Mexico experienced higher rates of social mobility, finding jobs and moving up in socioeconomic status than their peers in non-Laureate institutions. In 2016, we conducted a similar study with the IFC in Peru for two of our network institutions, Universidad Peruana de Ciencias Aplicadas (“UPC”) and Cibertec, which showed that graduates from the larger programs of both institutions had higher salaries than their control group counterparts. Additionally, graduates from UPC were found to experience a larger positive change in their socioeconomic status than their peers who completed studies at non-Laureate institutions.

In 2016, Walden University commissioned Gallup to conduct a survey of Walden University’s graduate-degree alumni using its Gallup-Purdue Index. The survey explored the relationship between Walden University’s graduates’ experiences and long-term outcomes based on their responses. Gallup administered a custom survey, developed in partnership with Walden University, to Walden University graduate degree holders and a national sample of graduate degree holders to allow comparison of outcomes in the areas of professional success, return on investment and civic engagement. The study included 8,677 adults who received graduate degrees from Walden University between 1990 and 2015 as well as 6,687 graduates from the national sample. Within the national sample, Gallup created an additional comparison group of graduates who completed half or more of their graduate degree online, the “half-plus graduate alumni,” more closely resembling the Walden University sample set of online alumni. The Walden University sample is more likely than the half-plus online graduate alumni sample to be female (76% vs. 60%) and from a racial or ethnic minority group (36% vs. 28%), and the Walden University alumni are more likely than half-plus online graduate alumni to be the first generation in their families to attend college (61% vs. 48%). As evidenced by the demographic distinctions, Walden University graduates reflect a more diverse population compared with both national comparison groups. The survey results illustrate how many Walden University graduates went on to advance their careers, including that Walden University graduates were more likely than comparison groups to cite their degree as being important or very important toward getting promoted, achieving a salary raise and changing careers. The Gallup survey states that half-plus online graduate alumni are more likely than Walden University alumni to have degrees in well-compensated professions, including those with degrees in business and management (20% half-plus graduate alumni vs. 12% for Walden University alumni) and engineering (5% half-plus graduate alumni vs. 0% for Walden University alumni). Conversely, Walden University alumni are predominantly in professions that typically earn less: education (23% half-plus graduate alumni vs. 29% for Walden University alumni), teaching (8% half-plus graduate alumni vs. 14% for Walden University alumni) and nursing (6% half-plus graduate alumni vs. 24% for Walden University alumni). According to Gallup’s survey, career advancement following receipt of a Walden University graduate degree may be contributing to the vast majority of Walden University graduates (88%) saying they are satisfied with their personal life today, on par with half-plus online graduate alumni (86%) and graduate degree holders nationally (89%). Additionally,

83% of Walden University graduates agree or strongly agree that they were challenged academically by Walden University, higher than the 75% of half-plus online graduate alumni surveyed but similar to graduate degree holders nationally (83%).

Robust Technology and Intellectual Property Platform. By virtue of our 17 years of experience operating in a global environment, managing campus-based institutions across multiple disciplines and developing and administering online programs and curricula, we have developed an extensive collection of intellectual property. We believe this collection of intellectual property, which includes online capabilities, campus design and management, recruitment of transnational students, faculty training, curriculum design and quality assurance, among other proprietary solutions, provides our students a truly differentiated learning experience and creates a significant competitive advantage for our institutions over competitors.

A critical element of our intellectual property is a suite of proprietary technology solutions. Select examples include *OneCampus*, which connects students across our network with shared online courses and digital experiences, and *Slingshot*, an online career orientation tool that enables students to explore career paths through state-of-the-art interest assessment and rich content about hundreds of careers. Our commitment to investing in technology infrastructure, software and human capital ensures a high-quality educational experience for our students and faculty, while also providing us with the infrastructure to manage and scale our business.

Our intellectual property has been a key driver in developing partnerships with prestigious independent institutions and governments globally. For example, we have partnered with other traditional public and private higher education institutions as a provider of online services. We have operated this model for more than ten years with the University of Liverpool in the United Kingdom and, more recently, we have added new partnerships with the University of Roehampton in the United Kingdom and the University of Miami in the United States. Additionally, in 2013, the Kingdom of Saudi Arabia launched the College of Excellence program with a long-term goal of opening 100 new technical colleges, and sought private operators to manage the institutions on its behalf under an operating model in which the Kingdom of Saudi Arabia funds the capital requirements to build the institutions, and the private operator runs the academic operations under a contract model. As of September 30, 2016, we have been awarded contracts to operate eight of the 33 colleges for which contracts have been awarded to date, more than any other provider in the Kingdom of Saudi Arabia.

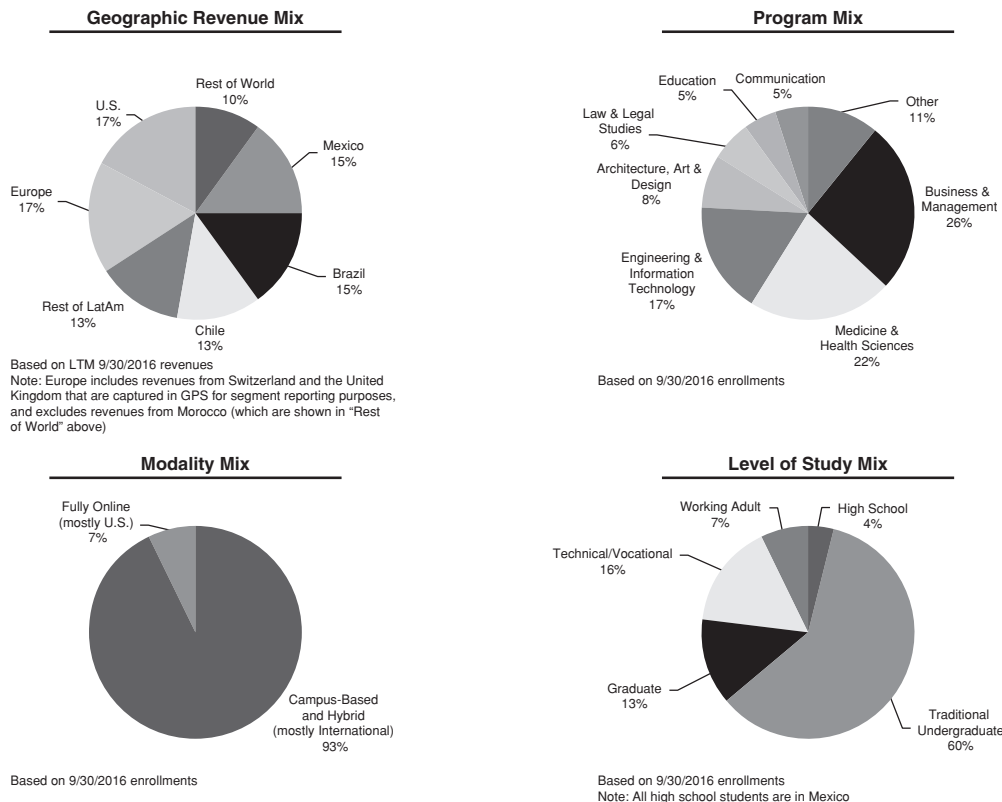
Scale and Diversification of Our Global Network. The *Laureate International Universities* network is diversified across 25 countries, 71 campus-based and online institutions and over 2,500 programs. Additionally, in many markets, we have multiple institutions serving different segments of the population, at different price points and with different academic offerings. Although the majority of our institutions serve the premium segment of the market, we also have expanded our portfolio of offerings in many markets to include high-quality value and technical-vocational institutions. By serving multiple segments of the market, all with high-quality offerings, we are able to continue to expand our enrollments during varying economic cycles. Our top five largest markets, as measured by revenue, represented 69% of our consolidated revenue and 78% of our total enrollments in 2015. Our top five largest markets are home to 17% of the world's higher education students. We believe there is no other public or private organization that commands comparable global reach or scale.

Our global network allows our institutions to bring their distinctive identities together with our proprietary international content, managerial best practices and international programs. Through collaboration across the global network, we can efficiently share academic curricula and resources, create dual degree programs and student exchanges, develop our faculty and incorporate best practices throughout the organization. In addition, our wide-ranging network allows us to continue to scale our business by facilitating the expansion of existing programs and campuses, the launch of new programs, the opening of new campuses in areas of high demand and the strategic acquisition and integration of new institutions into our network. For example, the resources and support of our global network have had a demonstrated impact on our Medicine & Health Sciences expansion effort, which has resulted in

enrollment growth from approximately 75,000 students in 2009 to more than 200,000 students as of September 30, 2016. Furthermore, the existing breadth of our network allows us to provide a high-quality educational experience to our students, while simultaneously accessing the broadest addressable market for our offerings.

In recognition of the benefits of our international scale, and in order to formalize our organizational focus on the opportunities presented by our established network, we created the LNO in 2015. The LNO is an important resource that allows us, among other things, to better leverage our expertise in the online modality to increase the frequency and effectiveness of online and hybrid learning opportunities across the network.

To further illustrate the breadth and diversity of our global network, the charts below show the mix of our geographic revenues, programs, modality and levels of study:



Attractive Financial Model.

- **Strong and Consistent Growth.** We have a proven track record of delivering strong financial results through various economic cycles. From 2009 to 2015, our revenues and Adjusted EBITDA grew at a CAGR of 10.5% and 11.3%, respectively (13.5% and 14.8% on a constant currency basis, respectively). From 2009 to 2015, our net loss increased at a CAGR of 13.2% to \$315.8 million for the year ended December 31, 2015. During this same period, we realized constant currency revenue growth of at least 10.3% every year. Adjusted for acquisitions, our average annual organic revenue growth over the same period was 7.6% (10.4% on a constant currency basis). For a reconciliation of Adjusted EBITDA to net income (loss), see “Prospectus Summary—Summary Historical Consolidated Financial and Other Data.”
- **Private Pay Model.** Over 75% of our revenues for the year ended December 31, 2015 were generated from private pay sources. We believe students’ and families’ willingness to allocate personal resources to fund higher education at our institutions validates our strong value proposition.

- *Revenue Visibility Enhanced by Program Length and Strong Retention.* The majority of the academic programs offered by our institutions last between three and five years, and approximately two thirds of our students were enrolled in programs of at least four years or more in duration, as of September 30, 2016. The length of our programs provides us with a high degree of revenue visibility, which historically has led to more predictable financial results. Given that our fall student intake is substantially completed by the end of September, we have visibility into approximately 70% of the following year's revenues, assuming a constant foreign exchange environment and assuming retention and graduation rates in line with historical performance. We actively monitor and manage student retention because of the impact it has on student outcomes and our financial results. The historical annual student retention rate, which we define as the proportion of prior year students returning in the current year (excluding graduating students), of over 80% has not varied by more than three percentage points in any one year over the last five years. Given our high degree of revenue visibility, we are able to make attractive capital investments and execute other strategic initiatives to help drive sustainable growth in our business.
- *Attractive Return on Incremental Invested Capital.* Our capital investments since inception have created significant scale and have also laid the foundation for continued strong organic growth. Given that we have already made foundational infrastructure investments in many of our core markets, we expect to recognize attractive returns on incremental invested capital deployed. As of December 31, 2015, our four-year ROIIC was 28.1%. For more information on ROIIC, see "Selected Historical Consolidated Financial and Other Data."

Proven Management Team. We have an experienced and talented senior management team, with strong international expertise from a wide variety of industry-leading global companies. Our executive officers have been with us an average of 13 years and have led our transformation into the largest global network of degree-granting higher education institutions in the world. Douglas L. Becker, our Chairman, Chief Executive Officer and founder, has led our Company since its inception in 1989 and has cultivated an entrepreneurial and collaborative management culture. This entrepreneurial leadership style has been complemented by an executive management team with broad global experience, enabling us to institute strong governance practices throughout our network. The strength of the management team has enabled the sharing of best practices, allowing us to capitalize on favorable market dynamics and leading to the successful integration of numerous institutions into the *Laureate International Universities* network. In addition, we have strong regional and local management teams with a deep understanding of the local markets, that are focused on meeting the needs of our students and communities, and maintaining key relationships with regulators and business leaders. Our management team has a proven track record of gaining the trust and respect of the many regulatory authorities that are critical to our business.

Our Growth Strategy

We intend to continue to focus on growing the *Laureate International Universities* network through the following key strategies:

Expand Programs, Demographics and Capacity. We will continue to focus on opportunities to expand our programs and the type of students that we serve, as well as our capacity in our markets to meet local demand. We also intend to continue to improve the performance of each of our institutions by adopting best practices that have been successful at other institutions in the *Laureate International Universities* network. We believe these initiatives will drive organic growth and provide an attractive return on capital. In particular, we intend to:

- *Add New Programs and Course Offerings.* We will continue to develop new programs and course offerings to address the changing needs in the markets we serve by using shared curricula available through the network, and in consultation with leading local businesses. New programs

and course offerings enable us to consistently provide a high-quality education that is desired by students and prospective employers. As we optimize our offerings to deliver courses in high-demand disciplines, we also believe we will be able to increase enrollment and improve utilization at institutions across our network.

- *Expand Target Student Demographics.* In many of our markets, we use sophisticated analytical techniques to identify opportunities to provide quality education to new or underserved student populations where market demand is not being met, such as non-traditional students (e.g., working adults) who may value flexible scheduling options, as well as traditional students. Our ability to provide quality education to these underserved markets has provided additional growth to the *Laureate International Universities* network and we intend to leverage our management capabilities and local knowledge to further capitalize on these higher education opportunities in new and existing markets. As we expand in a particular country or region, we often develop tailored programs to address the unmet needs of these markets.
- *Increase Capacity at Existing and New Campus Locations.* We will continue to make demand-driven investments in additional capacity throughout the *Laureate International Universities* network by expanding existing campuses and opening new campuses, including in new cities. We employ a highly analytical process based on economic and demographic trends, and demand data for the local market to determine when and where to expand capacity. When opening a new campus or expanding existing facilities, we use best practices that we have developed over more than the past decade to cost-effectively expedite the opening and development of that location.

We have successfully implemented these strategies at many of our institutions. For example, at UVM Mexico we grew total enrollments from approximately 37,000 students in 2002 to approximately 128,000 in 2015. This growth was the result of the introduction of new programs, including in the fields of health sciences, engineering and hospitality, the addition of 23 new campus locations (from 13 in 2002 to 36 in 2015), and the ability to serve new market segments such as working adults. While UVM Mexico has grown into the largest private institution in Mexico, our relentless focus on academic quality remains. In fact, UVM Mexico has improved from the 9th ranked institution in 2004 to the 7th ranked institution in 2016 according to *Guía Universitaria*. Further examples of our successes in implementing these strategies include:

- At Universidad Peruana de Ciencias Aplicadas (“UPC”) in Peru, enrollment grew from approximately 4,000 students in 2004 to approximately 46,000 in 2015. This growth was the result of the introduction of new programs, including in the fields of health sciences and communications, the addition of three new campus locations (from one in 2004 to four in 2015), and the ability to serve new market segments such as working adults. In 2015, UPC received three stars in the prestigious 2015 QS Stars™ international university rating. In 2016, UPC became the first Peruvian university accredited at the highest level by any of the six accreditation bodies of the United States when it was accredited by the Commission on Senior Colleges of the Western Association of Schools and Colleges.
- At Universidade Anhembi Morumbi (“UAM Brazil”) in Brazil, enrollment grew from approximately 21,000 students in 2007 to approximately 46,000 in 2015. This growth was the result of the introduction of new programs, including health sciences, the addition of two campus locations (from four in 2007 to six in 2015), and the ability to serve new market segments. UAM Brazil was ranked as one of the top ten private universities in the city of São Paulo based on results from the Índice Geral de Cursos, a systematic evaluation administered by the Brazilian Ministry of Education to judge the quality of academic degree programs, and received three stars in the prestigious 2015 QS Stars™ international university rating.

- In Spain, at Universidad Europea de Madrid, Universidad Europea de Valencia and Universidad Europea de Canarias, enrollment grew from approximately 6,000 students in 1999 to approximately 15,000 in 2015. This growth was the result of the introduction of new programs including in the fields of health, engineering and communications, the addition of four campus locations (from two in 1999 to six in 2015), and the ability to serve new market segments such as working adults. Universidad Europea de Madrid has grown to become the second largest private university in Spain and received four stars in the prestigious 2015 QS Stars™ international university rating.

Expand Penetration of Online and Hybrid Offerings. We intend to increase the number of our students who receive their education through fully online or hybrid programs to meet the growing demand of younger generations that continue to embrace technology. Over the past decade, the global population with Internet access has continued to grow, and Forrester estimates a total of 3.5 billion people will have Internet access by 2017, representing nearly half of the world's population. Additionally, in many of our markets, online education is becoming more accepted by regulators and education professionals as an effective means of providing quality higher education. As the quality and acceptance of online education increases globally, we plan to continue investing in both expanding our stand-alone online course offerings and enhancing our traditional campus-based course offerings via complementary online delivery, creating a hybrid delivery model. We believe our history of success with Walden University, a fully online institution in the United States, and our well-developed online program offerings will provide a considerable advantage over local competitors, enabling us to combine our strong local brands with our experience in delivering online education. By the end of 2019, our goal is to increase the number of student credit hours taken online, which was approximately 11% as of the end of 2015, to approximately 25%. Some of our network institutions are already implementing online programs with significant progress being made. For example, at Universidad Europea de Madrid in Spain, approximately 20% of our students took at least one online course as of June 30, 2016. Our online initiative is designed to not only provide our students with access to the technology platforms and innovative programs they expect, but also to increase our enrollment in a more capital efficient manner, leveraging current infrastructure and improving classroom utilization.

Expand Presence in AMEA. AMEA represents the largest higher education market opportunity in the world with more than 120 million students enrolled in higher education institutions in 2013, according to UNESCO. Despite the large number of students enrolled, participation rates in the region suggest significantly underpenetrated enrollment given the strong imbalance between the supply and demand for higher education.

In 2008, we entered the AMEA higher education market with our acquisition of an interest in INTI Education Group in Malaysia. In the last eight years, we have grown our AMEA footprint to include 21 institutions in eight countries, serving approximately 86,000 students, representing an enrollment CAGR of approximately 20% since entering the region in 2008. Recent expansion in the AMEA region includes eight Colleges of Excellence in the Kingdom of Saudi Arabia, and our first institution in Sub-Saharan Africa in 2013, Monash South Africa. In anticipation of continued growth, we have made significant investments in the region, including hiring an experienced regional management team and establishing the infrastructure to help facilitate growth and further expand our footprint in the region. We plan to continue to expand our presence in AMEA by prioritizing markets based on demographic, market and regulatory factors, while seeking attractive returns on capital.

Accelerate Partnership and Services Model Globally. As the global leader in higher education, we believe we are well-positioned to capitalize on additional opportunities in the form of partnership and service models that are designed to address the growing needs of traditional institutions and governments around the world.

Increasingly more complex services and operating capabilities are required by higher education institutions to address the needs of students effectively, and we believe our expertise and knowledge will allow us to leverage our intellectual property and technology to serve this market need. We have partnered with traditional public and private education institutions as a provider of online services and we believe there will be opportunities to expand that platform under similar relationships with other prestigious independent institutions in the future. Additionally, we are continually adding to our suite of solutions, and we believe many of these products and services will provide additional contractual and licensing opportunities for us in the future. For example, in recent years we have significantly advanced our digital teaching and learning efforts through proprietary technology-enabled solutions such as:

- *OneFolio*, an online tool that connects Laureate faculty members, instructional designers, and learning architects to valuable digital resources they can use to enhance the student learning experience.
- *Laureate Languages*, which provides digital language learning solutions to our students and faculty in the areas of General English, Professional English and English for Academic Purposes, as well as teacher training and assessment.

Additionally, governments around the world are increasingly focused on increasing participation rates and often do not have an established or scalable public sector platform with the necessary expertise to accomplish that objective, and therefore are willing to fund private sector solutions. We believe our current partnership with the Kingdom of Saudi Arabia, where we were selected as their largest partner for the Colleges of Excellence program, is a demonstration of how our distinct portfolio of solutions differentiates us from other providers who participated in the selection process. We are in active discussion with other governments regarding similar partnerships, as well as other solutions that we can provide to existing and new partners, and we anticipate this could be a source of additional revenue for us in the future.

Increase Operating Efficiencies through Centralization and Standardization. In 2014, we launched EiP as an enterprise-wide initiative to optimize and standardize our processes to enable sustained growth and margin expansion. The program aims to enable vertical integration of procurement, information technology, finance, accounting and human resources, thus enabling us to fully leverage the growing size and scope of our local operations. Specifically, we have developed and begun to deploy regional SSOs around the world, which will process most back-office and non-student facing transactions for the institutions in the *Laureate International Universities* network, such as accounting, finance and procurement. The implementation of EiP and regional SSOs are expected to generate significant cost savings throughout the network as we eliminate redundant processes and better leverage our global scale. In addition, centralized information technology, product development and content management will allow us to propagate best practices throughout the *Laureate International Universities* network and capitalize on efficiencies to help improve performance. We anticipate EiP will require an investment of approximately \$180 million from 2015 to 2017, with the first significant investments already having been made in 2015. These investments have already begun to generate cost savings and, upon completion of the project, we expect these efficiencies to generate approximately \$100 million in annual cost savings in 2019, while also enhancing our internal controls and the speed of integration of new acquisitions. We also believe these initiatives will enhance the student experience by improving the quality of our operations and by enabling additional reinvestment in facilities, faculty and course offerings.

Target Strategic Acquisitions. Since being taken private in August 2007, we have made 41 acquisitions with an aggregate purchase price of approximately \$2.0 billion, including assumed debt. Substantially all of these acquisitions were completed through private negotiations and not as part of an auction process, which we believe demonstrates our standing as a partner of choice. We intend to continue to expand through the selective acquisition of institutions in new and existing markets. We employ a highly disciplined approach to acquisitions by focusing on key characteristics that make certain markets particularly attractive for private higher education, such as demographics, economic and

social factors, the presence of a stable political environment and a regulatory climate that values private higher education. When we enter a new market or industry sector, we target institutions with well-regarded reputations and which are well-respected by regulators. We also invest time and resources to understand the managerial, financial and academic resources of the prospect and the resources we can bring to that institution. After an acquisition, we focus on organic growth and financial returns by applying best practices and integrating, both operationally and financially, the institution into the *Laureate International Universities* network, and we have a strong track record of success. For all the institutions we acquired between 1999 and December 31, 2010, we achieved average enrollment and revenue CAGRs of approximately 15% and approximately 19%, respectively, in the four full years following the first anniversary of the acquisition. Further, we achieved operating income CAGRs (adjusted for impairment charges) of approximately 40%, translating into a margin expansion of nearly six percentage points for the same period. Additionally, we bring programs and expertise to increase the quality and reputation of institutions after we acquire them, and assist them in earning new forms of licenses and accreditations. We believe our experienced management team, history of strong financial performance rooted in the successful integration of previous acquisitions, local contacts and cultural understanding makes us the leading choice for higher education institutions seeking to join an international educational network.

Our History

We were founded in 1989 as Sylvan Learning Systems, Inc., a provider of a broad array of supplemental and remedial educational services. In 1999, we made our first investment in global higher education with our acquisition of Universidad Europea de Madrid, and in 2001 we entered the market for online delivery of higher education services in the United States with our acquisition of Walden University. In 2003, we sold the principal operations that made up our then K-12 educational services business and certain venture investments deemed not strategic to our higher education business, and in 2004 we changed our name to Laureate Education, Inc. Between the time we sold the K-12 educational services business in 2003 and August 2007, we acquired nine institutions for an aggregate purchase price of approximately \$160 million, including assumed debt, and entered seven new countries.

In August 2007, we were acquired in a leveraged buyout by the Wengen Investors for an aggregate total purchase price of \$3.8 billion, including \$1.7 billion of debt, all of which has been refinanced or replaced. See “Risk Factors—Risks Relating to Our Indebtedness—The fact that we have substantial debt could materially adversely affect our ability to raise additional capital to fund our operations and limit our ability to pursue our growth strategy or to react to changes in the economy or our industry.” We believe that these investors have embraced our mission, commitment to academic quality and ongoing focus to provide a social benefit to the communities we serve.

Since being taken private in August 2007, we have undertaken several initiatives to continually improve the quality of our programs and outcomes for our students, while expanding our scale and geographic presence, and strengthening our organization and management team. Since August 2007, we have completed 41 acquisitions with an aggregate purchase price of approximately \$2 billion, including assumed debt, and entered 12 new countries, and we now have a total institution count of 71.

In early 2013, the IFC Investors collectively invested \$200 million in our common stock. IFC is a global development institution that helps developing countries achieve sustainable growth by financing investment in the private sector and providing advisory services to businesses and governments. The investment in Laureate received the unanimous approval of the Board of Directors of the IFC in 2012. We believe that the IFC made its investment in our common stock to underscore its long-term commitment to supporting education with strategic clients that have the ability to develop much-needed job-market skills, because of our substantial presence in emerging markets and because of its belief that working with us would have a significant impact on human development in the countries where we operate. Two Laureate institutions received IFC investments even before their affiliation with Laureate.

In December 2013, the boards of directors of Wengen and Laureate authorized the combination of Laureate and Laureate Asia. Laureate Asia was a subsidiary of Wengen that provided higher education programs and services to students through a network of licensed institutions located in Australia, China, India, Malaysia and Thailand. Wengen transferred 100% of the equity of Laureate Asia to Laureate. The transaction is accounted for as a transfer between entities under common control and, accordingly, the accounts of Laureate Asia are retrospectively included in the financial statements and notes thereto included elsewhere in this prospectus.

Certified B Corporation

While not required by Delaware law or the terms of our certificate of incorporation, we have elected to have our social and environmental performance, accountability and transparency assessed against the proprietary criteria established by an independent non-profit organization. As a result of this assessment, we have been designated as a “Certified B Corporation™” under the standards set by an independent organization, which refers to companies that are certified as meeting certain levels of social and environmental performance, accountability and transparency.

The following description of the certification processes and standards was provided to us by the independent organization that designated us as a Certified B Corporation. The first step in becoming a Certified B Corporation is taking and passing a comprehensive and objective assessment of a business’s positive impact on society and the environment. The assessment varies depending on the company’s size (number of employees), sector and location. The standards in the assessment are created and revised by an independent governing body that determines eligibility to be a Certified B Corporation.

By completing a set of over 200 questions, which are customized for the company being assessed, that reflect impact indicators, best practices and outcomes, a company receives a composite score on a 200-point scale representative of its overall impact on its employees, customers, communities and the environment. Representative indicators in the assessment range from payment above a living wage, employee benefits, charitable giving/community service, use of renewable energy and, in the case of educational institutions like Laureate, student outcomes such as retention, graduation and employment rates.

Certification as a Certified B Corporation requires that a company achieve a reviewed assessment score of at least an 80. The review process includes a phone review, a random selection of indicators for verifying documentation and a random selection of company locations for onsite reviews, including employee interviews and facility tours. In the case of Laureate’s assessment, each subsidiary, as well as the corporate office in Baltimore, was required to complete an individual assessment for review that would be aggregated based on size to calculate an overall score. The assessment also includes a disclosure questionnaire, including any sensitive practices, fines and sanctions related to the company or its partners.

For Laureate, certification also required us to adopt the public benefit corporation structure, a step we have already completed. Once certified, every Certified B Corporation must make its assessment score transparent on the independent non-profit organization’s website. Acceptance as a Certified B Corporation and continued certification is at the sole discretion of the independent organization.

Social Responsibility

We are serious about making an enduring commitment to the communities we serve. We do this through a range of scholarships and awards, donations to non-profits aligned with our mission and through creating international opportunities for our students.

As part of this commitment, since 2003, we have provided financial support to the International Youth Foundation (“IYF”) directly and through our affiliated charitable foundation. The IYF was

founded in 1990 with a grant from the W.K. Kellogg Foundation. IYF is a highly regarded international non-profit, with a mission to build partnerships, initiatives, and curricula that prepare young women and men to succeed as citizens, employees, entrepreneurs, and change-makers around the world.

IYF was started before we made our first investment in higher education and 13 years before we provided it with any financial support. Neither we nor our founder Mr. Becker controls or manages IYF, which is an independent and respected charitable organization. Mr. Becker has served as an unpaid volunteer member of the IYF's 14-member board, and the only IYF board member affiliated with us, since 2003 and as the board's chair since 2006. IYF has a longstanding relationship with the United States Agency for International Development ("USAID"), dating to 1999, and was cited for excellence by USAID during the George W. Bush administration. IYF has worked in partnership with USAID, the U.S. government agency that provides foreign assistance and promotes democracy in over 100 countries, on youth capacity-building, employability and civic engagement programs all across the world. These grants are awarded on a competitive basis, based on an organization's proven track record using funding to accomplish USAID goals.

Since 2003, we and our affiliated foundation have donated approximately \$9 million to IYF. We have never received any funds from IYF.

Support of Recognized World Leaders

In 2010, former U.S. President Bill Clinton signed a five-year contract to serve as the *Laureate International Universities* network's Honorary Chancellor. He advised the network on issues like social responsibility, youth leadership and civic engagement, while also speaking to students, faculty and staff worldwide. During his term, President Clinton visited 19 Laureate campuses in 14 countries. Immediately following the end of his term on its originally scheduled expiration date, the former president of Mexico, Ernesto Zedillo, assumed the similar role of Presidential Counselor for the *Laureate International Universities* network.

Our Programs

We believe the diversity afforded by our program offerings helps insulate us against an economic downturn in any one area of study. We offer our programs through traditional classroom instruction as well as partially or fully online methods that we believe are attractive to both traditional students and working adults, a fast-growing cohort that we expect to represent an increasing part of our revenue mix in the future. Our fully online programs offer our students a convenient and cost-effective alternative to traditional classroom instruction and currently enroll students from over 175 countries worldwide. Our educational institutions offer a diverse range of academic programs, at the undergraduate and graduate level, including:

- **Business & Management:** Undergraduate and graduate programs in Accounting, Economics, Finance, Human Resources, International Business, Management and Marketing.
- **Medical & Health Sciences:** Undergraduate and graduate programs in Aesthetics, Dentistry, Medicine, Nursing, Nutrition, Optometry, Pharmacy, Physical Therapy, Psychology and Veterinary Sciences.
- **Engineering & Information Technology:** Undergraduate and graduate programs in Civil Engineering, Electrical Engineering, Environmental Engineering, Computer Networks, Industrial Engineering, Mechanical Engineering, Renewable Energies, Software Development and Telecommunications.
- **Architecture, Art & Design:** Undergraduate and graduate programs in Architecture, Contemporary Art, Culture, Dance, Fashion Design, Game Design, Graphic Design, Interior Design, Music and Theater.

- Education: Undergraduate and graduate programs in multiple fields including Educational Theory, History, Language and Literature, Music, Post-secondary Education, Primary & Secondary Education, Sciences and Special Education.
- Law & Legal Studies: Undergraduate and graduate programs in Business Law, Contract Law, Criminal Justice Studies, Intellectual Property and Real Estate Law.
- Communications: Undergraduate and graduate programs in Communication Sciences, Corporate Communications, Journalism, Media Management and Public Relations.
- Hospitality Management: Undergraduate and graduate programs in Culinary Arts, Event Management, Hotel Management and Tourism Management.

Our educational institutions also offer upper secondary programs in Mexico. Our operational infrastructure and management approach are highly flexible and enable us to adapt quickly to unique situations and evolving international market trends. We continually monitor our programs that have been successful in their native markets and assess the ability to successfully provide a similar offering in other markets. This approach allows us to readily disseminate global best practices across different fields of study, optimize our educational delivery for the benefit of our students and further differentiate us from our locally based competition. We also provide convenient and flexible instructional delivery methods that allow students to attend classes, complete coursework and pursue a degree partially or entirely via distance learning, thereby increasing the convenience, accessibility and flexibility of our campus-based educational programs. We expect to leverage our already strong standing in these program areas through the continued development of rich media content, while bolstering our degree programs in other areas of study. We believe these flexible offerings distinguish us from many traditional universities that currently do not effectively address the flexibility required by students.

Many of our institutions have medical, dental and other health sciences programs that include providing clinical training to their students. As part of our commitment to civic engagement, we provide free or low-cost medical care to local community members. In 2015, approximately 150,000 patients were served by our institutions.

Our Operating Segments

On May 2, 2016, we announced a change to our operating segments in order to align our structure more geographically. Our institution in Italy, NABA, including Domus Academy, moved from our GPS segment into our Europe segment. MDS, located in New Zealand, moved from our GPS segment into our AMEA segment. Our GPS segment now focuses on Laureate's fully online global operations and on its campus-based institutions in the United States. We determine our operating segments based on information utilized by our chief operating decision maker to allocate resources and assess performance.

LatAm

As of the date of this prospectus, our LatAm segment consists of 29 licensed higher education institutions and has operations in Brazil, Chile, Costa Rica, Honduras, Mexico, Panama and Peru at which we enrolled approximately 834,000 students as of September 30, 2016. Our LatAm segment includes one institution in Ecuador with which we have contractual arrangements that are managed within the segment. The institutions primarily serve 18- to 24-year-old students and offer an education that emphasizes professional-oriented fields of study with undergraduate and graduate degrees in a wide range of disciplines, including business, education, hospitality management, law, health sciences, information technology and engineering.

The following table presents information about the institutions in our LatAm segment (unless otherwise noted, we own each of these institutions):

Country	Higher Education Institution	Year Joined Laureate Network	Year Founded
Brazil	Universidade Anhembi Morumbi (UAM Brazil)	2005	1970
	Universidade Potiguar (UnP)	2007	1981
	Faculdade dos Guararapes (FG)	2007	2002
	Faculdade Internacional da Paraíba (FPB)	2007	2005
	Business School São Paulo (BSP)	2008	1994
	Centro Universitário do Norte (UniNorte)	2008	1994
	Faculdade de Desenvolvimento do Rio Grande do Sul (Fadergs)	2008	2004
	Instituto Brasileiro de Medicina de Reabilitação (Uni IBMR)	2009	1974
	Universidade Salvador (UNIFACS)	2010	1972
	Centro Universitário Ritter dos Reis (UniRitter)	2010	1971
	Faculdade dos Guararapes de Recife (FGR)	2012	1990
	FMU Education Group (FMU)	2014	1968
	Faculdade Porto-Alegrense (FAPA)	2014	2008
Chile	Universidad de Las Américas (UDLA Chile)	2000*	1988
	Instituto Profesional AIEP (AIEP)	2003	1960
	Universidad Andrés Bello (UNAB)	2003*	1989
	Instituto Profesional Escuela Moderna de Música (EMM)	2008	1940
	Universidad Viña del Mar (UVM Chile)	2009*	1988
Costa Rica	Universidad Latina de Costa Rica (ULatina)	2003	1989
	Universidad Americana (UAM Costa Rica)	2008	1998
Ecuador	Universidad de Las Américas (UDLA Ecuador)	2003†	1995
Honduras	Universidad Tecnológica Centroamericana (UNITEC Honduras)	2005*	1987
Mexico	Universidad del Valle de México (UVM Mexico)	2000	1960
	Universidad Tecnológica de México (UNITEC Mexico)	2008	1966
Panama	Universidad Interamericana de Panamá (UIP)	2003	1994
Peru	Universidad Peruana de Ciencias Aplicadas (UPC)	2004	1994
	CIBERTEC	2004	1983
	Universidad Privada del Norte (UPN)	2007	1994
	Instituto Tecnológico del Norte (ITN)	2007	1984

* Not-for-profit institution consolidated by Laureate as a variable interest entity.

† Not-for-profit institution not consolidated by Laureate.

Our LatAm institutions consist of:

Brazil

- *Universidade Anhembi Morumbi (UAM Brazil)*. Founded in 1970, UAM Brazil provides undergraduate and graduate degrees in architecture, arts, business administration, communications, design, education, engineering/technology, health sciences, medicine and hospitality management. UAM Brazil is located in São Paulo, State of São Paulo.
- *Universidade Potiguar (UnP)*. Founded in 1981, UnP offers undergraduate and graduate degrees in business administration, engineering/technology, health sciences, medicine, law and social sciences. UnP has campuses located in Natal and Mossoró, Rio Grande do Norte.

- *Faculdade dos Guararapes (FG)*. Founded in 2002, FG offers undergraduate and graduate degree programs in business administration, education, health sciences, law, engineering and technology to its students. FG is located in Jaboatão dos Guararapes, Pernambuco.
- *Faculdade Internacional da Paraíba (FPB)*. FPB was founded in 2005 and delivers undergraduate degree programs in business administration, law, nutrition, nursing, environmental engineering and gastronomy. FPB is located in João Pessoa, Paraíba.
- *Business School São Paulo (BSP)*. Founded in 1994, BSP focuses on the development of business leaders with a strong international perspective. BSP offers masters of business administration, certificates and executive education programs in management, leadership, international business and strategy. BSP is located in São Paulo, State of São Paulo.
- *Centro Universitário do Norte (UniNorte)*. Founded in 1994, UniNorte offers undergraduate and graduate degrees in architecture, business, education, health sciences, social sciences and technology. UniNorte is located in Manaus, Amazonas.
- *Faculdade de Desenvolvimento do Rio Grande do Sul (Fadergs)*. Founded in 2004, Fadergs (formerly known as ESADE) offers undergraduate and graduate courses in accounting, business administration, economics, law and psychology. Fadergs is located in Porto Alegre, Rio Grande do Sul.
- *Instituto Brasileiro de Medicina de Reabilitação (Uni IBMR)*. Founded in 1974, Uni IBMR delivers undergraduate and graduate degrees in business administration, hospitality management and health sciences. Uni IBMR is located in Rio de Janeiro, State of Rio de Janeiro.
- *Universidade Salvador (UNIFACS)*. Founded in 1972, UNIFACS students are enrolled in undergraduate and graduate programs in architecture, business administration, communication, computer science, design, engineering, health sciences and law. UNIFACS has campuses located in Salvador, Bahia.
- *Centro Universitário Ritter dos Reis (UniRitter)*. Founded in 1971, UniRitter offers undergraduate and graduate degrees in architecture, business, design and law. UniRitter has campuses located in Porto Alegre and Canoas, Rio Grande do Sul.
- *Faculdade dos Guararapes de Recife (FGR)*. Founded in 1990, FGR offers undergraduate programs in business administration, civil engineering, architecture and urbanism. FGR is located in Recife, Pernambuco. FGR also offers programs through:
 - *CEDEPE Business School (CEDEPE)*. Founded in 1990, CEDEPE offers graduate business programs. CEDEPE is located in Recife, Pernambuco.
- *FMU Education Group (FMU)*. Founded in 1968, FMU offers undergraduate, graduate, and continuing education programs in arts and humanities, accounting, business, communications, design, engineering, information technology, law, health sciences, marketing, social sciences and veterinary medicine. With 70,000 students at eight campuses and online in São Paulo, State of São Paulo, FMU is the largest Laureate network institution in Brazil.
- *Faculdade Porto-Alegrense (FAPA)*. Founded in 2008, FAPA offers undergraduate and graduate degree programs in business and education. FAPA is located in Porto Alegre, Rio Grande do Sul.

Chile

- *Universidad de Las Américas (UDLA Chile)*. Founded in 1988, UDLA Chile offers undergraduate and graduate programs in agricultural and environmental sciences, architecture, design and arts, business administration, education, engineering, law, health sciences and social

sciences. UDLA Chile has campuses located in Santiago, Concepción (southern Chile) and Viña del Mar (central Chile).

- *Instituto Profesional AIEP (AIEP)*. Founded in 1960, AIEP offers technical and professional certificates in business, information technology, communications, construction and civil works, cosmetology, fashion design, health sciences, social development, theater, sports and sound and television. AIEP has 20 campuses located in 16 cities throughout Chile.
- *Universidad Andrés Bello (UNAB)*. Founded in 1989, UNAB offers undergraduate and graduate degrees in architecture and design, business administration, communication, ecology and natural resources, education, engineering and information technology, health sciences, hospitality, human sciences, law and maritime studies. UNAB has campuses in Santiago, Concepción and Viña del Mar.
 - *IEDE Escuela de Negocios (IEDE Chile)*. Founded in 1994 as a satellite campus of IEDE in Spain, IEDE Chile provides a wide range of graduate degree and management training programs focused on business administration. IEDE Chile is located in Santiago.
- *Instituto Profesional Escuela Moderna de Música (EMM)*. Founded in 1940, EMM delivers certificate and professional programs in dance and music. EMM is located in Santiago and Viña del Mar.
- *Universidad de Viña del Mar (UVM Chile)*. UVM Chile was founded in 1988 and offers undergraduate degrees in a variety of fields including architecture, agricultural sciences, art and design, communications, education, engineering, geography, health sciences, history, law, nursing and technology. UVM Chile has campuses in Viña del Mar.

Costa Rica

- *Universidad Latina de Costa Rica (ULatina)*. ULatina was founded in 1989 and, in 2010, was combined with Universidad Interamericana de Costa Rica, which was founded in 1986 and joined the *Laureate International Universities* network in 2003. ULatina offers undergraduate, graduate and doctorate programs in business administration, education, engineering and architecture, health sciences, social sciences and hospitality management. ULatina has campuses in San José and regional sites located throughout Costa Rica.
- *Universidad Americana (UAM Costa Rica)*. Founded in 1998, UAM Costa Rica offers undergraduate and graduate degrees in advertising, business administration, education, engineering, graphic design and physical therapy. UAM Costa Rica has campuses located in San José, Cartago and Heredia, Costa Rica.

Ecuador

- *Universidad de Las Américas (UDLA Ecuador)*. Founded in 1995, UDLA Ecuador offers technical/vocational, undergraduate and graduate programs in architecture, business administration and economics, communications, engineering and agricultural sciences, gastronomy, health sciences, hotel management and tourism, law, medicine and social sciences. UDLA Ecuador is located in Quito, Ecuador.

Honduras

- *Universidad Tecnológica Centroamericana (UNITEC Honduras)*. Founded in 1987, UNITEC Honduras offers technical/vocational, undergraduate and graduate programs in business administration, communications, engineering and information technology and health sciences. UNITEC Honduras launched *Centro Universitario Tecnológico (CEUTEC)* in 2005 to provide working adults with business administration, accounting, graphic design and information

technology degree programs. UNITEC Honduras has campuses located in Tegucigalpa, La Ceiba and San Pedro Sula.

Mexico

- *Universidad del Valle de México (UVM Mexico)*. Founded in 1960, UVM Mexico delivers high school, undergraduate (traditional and working adult) and graduate programs in arts and humanities, economics/business administration, hospitality management, engineering, health sciences and social sciences. UVM Mexico is the largest private university in Mexico and the largest institution in the *Laureate International Universities* network. It has campuses located throughout Mexico.
- *Universidad Tecnológica de México (UNITEC Mexico)*. Founded in 1966, UNITEC Mexico offers high school, undergraduate and graduate programs in art and design, health sciences, business administration, engineering, sciences and social sciences. UNITEC has campuses in the Federal District of Mexico City, the State of Mexico, the State of Guanajuato and the State of Jalisco.

Panama

- *Universidad Interamericana de Panamá (UIP)*. Founded in 1994, UIP offers undergraduate, graduate and continuing education programs in administrative sciences, art, design and architecture, business administration, engineering, gastronomy, hotel management, human resources, information technology, law, maritime administration and tourism. In 2014, Universidad Latinoamericana de Ciencia y Tecnología (ULACIT), which was founded in 1991 and became a part of the *Laureate International Universities* network in 2004 was integrated into UIP. UIP is located in Panama City, Panama.

Peru

- *Universidad Peruana de Ciencias Aplicadas (UPC)*. Founded in 1994, UPC offers undergraduate and graduate degree programs in architecture, business administration, communications, design, economics, education and learning management, engineering, medicine and health sciences, music, hospitality management, law and psychology. UPC is located in Lima, Peru.
- *CIBERTEC*. Founded in 1983, CIBERTEC offers technical and vocational programs in automotive mechanics, business administration, industrial electronics, electrical and construction engineering, graphic design and information technology. CIBERTEC has campuses in Lima and Arequipa, Peru.
- *Universidad Privada del Norte (UPN)*. Founded in 1994, UPN offers undergraduate and graduate degree programs in business administration, architecture, communications, engineering, law and health sciences. UPN has campuses in Trujillo, Cajamarca and Lima, Peru.
- *Instituto Tecnológico del Norte (ITN)*. Founded in 1984, ITN provides business administration, industrial electronics, electrical and construction engineering, graphic design and information technology degree programs. ITN is located in Trujillo, Peru.

Tuition and Fees

Tuition varies at each of the higher education institutions in our LatAm segment depending on the curriculum and type of program. Tuition payment options vary by institution and primarily include monthly installment payment plans and lump sum payments at the beginning of the academic period. Historically, we have increased tuition as educational costs and inflation have risen. Students are generally responsible for transportation and housing expenses and costs related to textbook and supply

purchases required for their educational programs. At some of the institutions, we offer these services to the student body, which generates incremental revenues.

Students and their families typically self-finance their education or seek third-party financing programs. However, in certain markets in Latin America there are various forms of government-supported student financing programs as discussed below.

Government-Sponsored Student Financing Programs

The CAE Program was enacted by the Chilean government in 2005 and formally implemented in 2006 to promote higher education in Chile for lower socio-economic level students with good academic standing. Chilean institutions in the *Laureate International Universities* network (universities and technical-vocational schools) participate in this program. The CAE Program involves tuition financing and guarantees that are shared by our institutions and the government. As part of the program, Chilean institutions provide guarantees resulting in contingent liabilities to third-party financing institutions ranging from 90% to 60% of the tuition loans made directly to qualified students enrolled through the CAE Program. The guarantees by the institutions are for the period during which the student is enrolled, and the guarantees are assumed entirely by the government upon the student's graduation. Additionally, when a student leaves one of our institutions and enrolls in another CAE-qualified institution, our institution will remain guarantor of the tuition loans that have been granted to him up to such date, and until the student's graduation from the new CAE-qualified institution. All loans under the CAE Program have an interest rate of 2% per annum, contain repayment terms that would not require a graduate to make combined principal and interest payments of more than 10% of his or her monthly income in any month during the 180-month repayment period and provide that any balance remaining be forgiven at the end of the 180-month repayment period. Institutional accreditation by the National Accreditation Commission is required for new students to participate in the CAE Program. UDLA Chile lost its accreditation for the period from January 2014 to March 2016 so new students at that institution could not participate in the CAE Program during that period. UDLA Chile's accreditation was reinstated in March 2016 for three years, until March 2019. The *Nuevo Milenio* scholarship program was created by the Chilean government in 2001 to support access to vocational and technical education for students in the lowest two income quintiles who met or exceeded certain academic standards. Originally, it provided eligible students with an annual scholarship grant of up to CLP 360,000. Over the years, eligibility was extended first to students in the three lowest income quintiles and then, in 2015, to the lowest 70% who met or exceeded certain academic standards, and the annual amount of the scholarship was raised incrementally to CLP 600,000. For 2016, the NMS was divided into three parts: (i) NMS I, which grants eligible students scholarships of up to CLP 600,000 per year; (ii) NMS II, which grants students scholarships of up to CLP 850,000 per year, provided the students come from the first five income deciles and the tech/voc institution in which they are enrolled is organized as a not-for-profit legal entity or, if the tech/voc institution is not so organized, the institution has stated in writing its intention to become a not-for-profit entity and to be accredited; and (iii) NMS III, which grants students scholarships of up to CLP 900,000 per year, provided that such students and the institution in which they enroll meet the requirements for NMS II and the tech/voc institution was, on December 31, 2015, accredited for four years or more. The Chilean tech/voc institutions in the *Laureate International Universities* network do not meet each of these tests, so students at these institutions are only eligible for NMS I scholarships under the current law.

There is no assurance that any legislation that is introduced or passed by the Chilean Congress will conform to the government's proposal. See "Risk Factors—Risks Relating to Our Business—Our institutions are subject to uncertain and varying laws and regulations, and any changes to these laws or regulations or their application to us may materially adversely affect our financial condition and results of operations."

In Brazil, there are two main federal government programs that provide either financing or financial support to students, FIES and PROUNI. Both are used by substantially all of our Brazilian institutions. FIES provides direct financing to students. PROUNI is a government program that provides federal taxes incentives to educational institutions in exchange for providing scholarships to lower income students. In previous years, the Brazilian government made efforts to improve the operation of FIES and to increase overall participation, creating more higher education opportunities for the economically disadvantaged. However, due to a series of recent programmatic changes described below, we experienced a decrease in the enrollment of students participating in FIES in 2015.

FIES targets students from low socio-economic backgrounds enrolled at private post-secondary institutions. Eligible students receive loans with below market interest rates that are required to be repaid after an 18-month grace period upon graduation. FIES pays participating educational institutions tax credits which can be used to pay certain federal taxes and social contributions. FIES repurchases excess credits for cash. As part of the program, our institutions are obligated to pay up to 15% of any student default. The default obligation increases to up to 30% of any student default if the institution is not current with its federal taxes. In the past, FIES withheld between 1% and 3% of tuition paid to the institutions to cover any potential student defaults (“holdback”). If the student pays 100% of his or her loan, the withheld amounts will be paid to the participating education institutions.

Since February 2014, all new students who participate in FIES must also enroll in FGEDUC. FGEDUC is a government-mandated, private guarantee fund administered by the Bank of Brazil that allows participating educational institutions to insure themselves for 90% (or 13.5% of 15%) of their losses related to student defaults under the FIES program. The cost of the program is 6.25% of the amount covered, which represents 5.63% of a student’s full tuition. Similar to FIES, the administrator withholds 5.63% of a student’s full tuition to fund the guarantee by FGEDUC.

As of December 31, 2015, approximately 21% of our students in Brazil participated in FIES, representing approximately 26% of our Brazil revenues.

In December 2014, the Brazilian Ministry of Education (“MEC”) along with the Brazilian Fund for Education Development (“FNDE”), the agency that directly administers FIES, announced several significant rule changes to the FIES program beginning in 2015. These changes limit the number of new participants and the annual budget of the program, and delay payments to post-secondary institutions with more than 20,000 FIES students that would otherwise have been due in 2015. The first change implements a minimum score on the high school achievement exam in order to enroll in the program. The second change alters the schedule for the payment and repurchase of credits as well as limits the opportunities for post-secondary institutions to sell any unused credits such that there is a significant delay between the time the post-secondary institution provides the educational services to the students and the time it receives payment from the government for 2015. In addition to these rule changes, FNDE implemented a policy for current students’ loan renewals for 2015, which provides that returning students may not finance an amount that increases by more than 6.41%, which was later increased to 8.5%, from the amount financed in the previous semester, regardless of any increases in tuition or in the number of courses in which the student is enrolled, a policy that we believe violates the applicable law. For 2016, MEC announced that there will be no limitation to the tuition increase. Moreover, in the first and second intakes of 2015, the online enrollment and re-enrollment system that all post-secondary institutions and students must use to access the program has experienced numerous technical and programming faults that have also interfered with the enrollment and re-enrollment process. Numerous challenges to these changes and requests for judicial relief from the system’s faults have been filed in the Brazilian courts, most of which are pending. The 2016 enrollment and re-enrollment schedule has been released and, so far, the system has not presented any major issues.

In October 2015, FNDE initiated negotiations with the Brazilian Association of Post-Secondary Institutions (“ABRAES”) aiming at settling the FIES payments that were delayed in 2015. The proposal from MEC, which was accepted by ABRAES, was to divide the total amount due into three annual installments to be paid one fourth in 2016, one fourth in 2017 and half in 2018. The parties also agreed that the yearly installments will be paid in June of each year, and the amounts will be adjusted to reflect an inflation index from the date of the respective maturity until the effective payment. FNDE also agreed not to take any discriminatory measures in the future related to the payment due to the post-secondary institutions, and not to impose any limitation on the issuance of certificates and repurchase of credits due to the post-secondary institutions, which basically means that all certificates will be issued and repurchased in their respective fiscal years, except for those intended to be issued and repurchased in December, which will be paid in January of the following year. The parties executed the settlement agreement on January 28, 2016 and it was approved by the office of the Attorney General of Brazil on February 3, 2016. The Federal Court of Brasilia ratified the settlement agreement on March 17, 2016. Our post-secondary institutions in Brazil are associated with ABRAES and signed the settlement agreement as well; therefore, it will apply to us.

On December 11, 2015, MEC issued new FIES regulations (“Normative Ordinance No. 13”), which supersede in all significant aspects the rules previously in force. Normative Ordinance No. 13 defined and clarified some rules for student eligibility and classification, higher education institution participation and selection of the vacancies that will be offered to the students in the first intake of 2016.

Among other changes, it created a “waiting list” concept for students not selected in the first selection call. It also instituted a rule that allows the remaining vacancies that were not filled in by the waiting list students to be redistributed among other programs of the post-secondary institution.

The rules for student eligibility are to have a gross household income of not more than 2.5 times the minimum wage per capita (which was raised by the MEC to 3.0 times on June 17, 2016) and to have taken the National High School Proficiency Exam at least once since 2010, with a minimum score of 450 points, and to have a score greater than zero in the test of writing.

Regarding the participation of post-secondary institutions in FIES, institutions must sign a participation agreement that contains their proposal of the number of vacancies offered and the following information per shift (morning, evening) and campus location: (i) tuition gross amount for the entire course, including all semesters; (ii) total tuition gross amount per course for the first semester, which must reflect at least a five percent discount to the course list price; and (iii) the number of vacancies that will be offered through the FIES selection process. Also, only courses with scores of 3, 4 or 5 in the National Higher Education Evaluation System (“SINAES”) evaluation are eligible to receive FIES students.

On July 14, 2016, Provisional Presidential Decree No. 741/2016 (Medida Provisória No. 741/2016) revising the FIES payments rules was published in the official gazette. According to the new decree, higher education institutions became liable for the administration fees and expenses charged by the government banks that manage FIES loans. The decree became effective immediately and the government will withhold two percent of all FIES payments to cover such administration fees and expenses. Provisional presidential decrees are instruments with the force of law that the President of Brazil can issue in cases of importance and urgency. They have immediate effect and are valid for 60 days, extendable only once for the same period. Effectiveness beyond that period required approval of the National Congress, which took place on November 9, 2016, and it was enacted into law on December 2, 2016 (Law No. 13.366/2016).

In August 2016, the MEC issued additional FIES regulations (“Normative Ordinance No. 17”) expanding the guidelines previously defined in Normative Ordinance No. 13. Among other things, Normative Ordinance No. 17 describes in greater detail how to calculate remaining vacancies, sets forth

procedures and deadlines for the completion of the filling of the remaining vacancies, and provides for dealing with exceptional situations where procedural errors or other obstacles have prevented students from accessing remaining vacancies in a timely manner.

Another change in the new regulation was the number (or percentage) of vacancies that can be offered by the post-secondary institutions in relation to the score obtained in SINAES evaluation, which was reduced:

- to up to 50% of the number of vacancies in courses with a score of 5 (from up to 100%);
- to up to 40% of the number of vacancies in courses with a score of 4 (from up to 75%);
- to up to 30% of the number of vacancies in courses with a score of 3 (from up to 50%); and
- to up to 25% of the number of vacancies in courses that are in the process of authorization by MEC (from up to 50%).

The criteria for the selection of vacancies by MEC to be offered to students were also modified by Normative Ordinance No. 13 and the regionality provisions of the prior Normative Ordinances (i.e., vacancies offered in the Northeast, North and Central-West regions would have had priority over those offered in the South and Southeast regions) were excluded from the regulation. Normative Ordinance No. 13 replaces the regionality criterion with a new criterion of “social relevance determined by micro-regions,” which means that for each micro-region they will take into consideration the demand for higher education for educational financing (calculated by FIES) and the Human Development Index of each micro-region. All of the other criteria provided in the previous regulation were maintained in the new one (i.e., (i) FIES budget and the availability of resources, (ii) course score under SINAES’s evaluation and (iii) priority courses, as defined by the government (pedagogy, engineering and health sector courses)). Normative Ordinance No. 13 also contains two annexes, which address in great detail the selection and tiebreaker criteria for the vacancies, as well as the rules for redistribution of remaining vacancies.

Brazil’s economy continues to present challenges to growth and create pricing pressures in the education sector. Our new student enrollment in Brazil was negatively affected by these conditions as well as the changes to the FIES program. If economic conditions continue to weaken and the Brazilian government implements additional austerity measures, our ability to grow our student enrollment in Brazil may be further negatively affected. The Brazilian government’s changes to the FIES program resulted in a substantial increase in the total number of new FIES contracts in that country in 2014, an election year, and then a reduction in the total number of new FIES contracts, from over 700,000 in 2014 to approximately 300,000 in 2015. As a result, Laureate’s new enrollments of students in the FIES program also decreased similarly in 2015; however, this did not have a material impact on our 2015 results of operations since total enrollments for all students increased in 2015. Any potential impact on total enrollment would not occur until the FIES students from the expansion of the program have graduated, and would depend on the Brazilian government’s commitment to the FIES program. In addition, the Brazilian government reduced the frequency of payments to participating institutions during 2015.

These programs are more fully described in “Industry Regulation—Brazilian Regulation” and “Industry Regulation—Chilean Regulation” and in Note 11, Commitments and Contingencies, to our consolidated financial statements included elsewhere in this prospectus.

Europe

Our Europe segment consists of 14 licensed higher education institutions, and has operations in Cyprus, Germany, Morocco, Italy, Portugal, Spain and Turkey at which we enrolled approximately 54,000 students as of September 30, 2016. The institutions primarily serve 18- to 24-year-old students

and offer an education that emphasizes professional-oriented fields of study with undergraduate and graduate degrees in a wide variety of disciplines, including business, hospitality management, health sciences, architecture, engineering and art and design.

The following table presents information about our institutions in our Europe segment (unless otherwise noted, we own each of these institutions):

Country	Higher Education Institution	Year Joined Laureate Network	Year Founded
Cyprus	European University Cyprus (EUC)	2005	1961
Germany	Business and Information Technology School (BiTS)	2007	2000
	BTK University of Applied Science (BTK)	2011	2006
	HTK Academy of Design (HTK)	2011	1987
Italy	Nuova Accademia di Belle Arti Milano (NABA)	2009	1980
Morocco	Université Internationale de Casablanca (UIC)	2010	2010
Portugal	Universidade Europeia (UE)	2011	1962
	IADE-U—Instituto de Arte, Design e Empresa—Universitário (IADE-U)	2015	1969
	Instituto Português de Administração de Marketing de Porto (IPAM Porto)	2015	1984
	Instituto Português de Administração de Marketing de Lisboa (IPAM Lisboa)	2015	1987
Spain	Universidad Europea de Madrid (UEM)	1999	1995
	Universidad Europea de Canarias (UEC)	2010	2010
	Universidad Europea de Valencia (UEV)	2012	2012
Turkey	Istanbul Bilgi University	2006*	1996

* Not-for-profit institution consolidated by Laureate as a variable interest entity.

Our Europe institutions consist of:

Cyprus

- *European University Cyprus (EUC)*. EUC was founded as Cyprus College in 1961 and granted university status as European University Cyprus in 2007. EUC offers undergraduate, graduate and postgraduate degrees in arts, education, business, humanities, social and behavioral sciences, law, computer science, engineering, health sciences and medicine. EUC is located in Nicosia.

Germany

- *Business and Information Technology School (BiTS)*. Founded in 2000, BiTS offers undergraduate, graduate degree and working adult programs in business administration, communication, business psychology, sports and event management and green business management. BiTS offers its programs in Iserlohn, Hamburg and Berlin, Germany.
- *BTK University of Applied Science (BTK)*. Founded in Berlin in 2006, BTK delivers degree programs in communication, photography, design and illustration and game design. BTK is located in Berlin, Hamburg and Iserlohn, Germany.
- *HTK Academy of Design (HTK)*. Founded in 1987 in Hamburg and in 2000 in Berlin, HTK offers vocational programs in design. HTK is located in Hamburg and Berlin, Germany.

Italy

- *Nuova Accademia di Belle Arti Milano (NABA)*. Founded in 1980, NABA offers accredited undergraduate and graduate degree programs in fashion design, graphic design, product design, visual arts, stage design, interior design, photography and multimedia communication. NABA is located in Milan, Italy. NABA also provides specialized programs through Domus Academy.
 - *Domus Academy (DA)*. Founded in 1982, DA delivers masters degree programs in fashion, design, business design, experience design and urban architecture. All programs are delivered in English and are based in Milan, Italy.

Morocco

- *Université Internationale de Casablanca (UIC)*. Founded in 2010, UIC was created through a partnership between Société Maroc Emirats Arabes Unis de Développement (SOMED) and Laureate Education, Inc. UIC offers undergraduate and graduate degrees in business, engineering, health sciences, hospitality and sports management. UIC is located in Casablanca, Morocco.

Portugal

- *Universidade Europeia (UE)*. UE, formerly named “Instituto Superior de Línguas e Administração de Lisboa”, was founded in 1962 and its operation as a higher education establishment was authorized by ministerial decision in June 1986. UE was recognized as a university (“*universidade*”) in 2013. UE provides undergraduate and graduate degrees (“*licenciaturas*” and “*mestrados*”) in business, law, marketing, hospitality and tourism, computer sciences, human resources, psychology and sports, and two doctorates (“*doutoramentos*”) in business and tourism management. UE is located in Lisbon, Portugal.
- *IADE-U—Instituto de Arte, Design e Empresa—Universitário (IADE-U)*. Founded in 1969, IADE-U was the first higher education institute in Portugal to focus on design. IADE-U obtained official State recognition as a university institution (“*instituto universitário*”) in 2012. IADE-U offers undergraduate and masters degrees (“*licenciaturas*” and “*mestrados*”) in design, marketing and advertising and photography, and one doctorate (“*doutoramento*”) in design. IADE-U is located in Lisbon.
- *Instituto Português de Administração de Marketing de Porto (IPAM Porto)* was launched in Porto in 1984. IPAM Porto obtained official State recognition as a higher education establishment in 1990. IPAM Porto offers undergraduate and masters degrees (“*licenciaturas*” and “*mestrados*”) in marketing.
- *Instituto Português de Administração de Marketing de Lisboa (IPAM Lisboa)*. IPAM Lisboa opened in 1987. IPAM Lisboa obtained official State recognition as a higher education establishment in 1991. IPAM Lisboa offers undergraduate and masters degrees (“*licenciaturas*” and “*mestrados*”) in marketing.

Spain

- *Universidad Europea de Madrid (UEM)*. Founded in 1995, UEM offers undergraduate and graduate degree programs in arts and architecture, business, communications and humanities, economics, engineering and computer science, health sciences and mechanics, law and physical

activity and sports science. UEM has campuses located in Madrid and Valencia, Spain. Additionally, UEM provides specialized programs through the following institutions:

- *IEDE Business School (IEDE)*. Founded in 1991, IEDE offers graduate degree programs to those seeking positions in higher management. IEDE is located in Madrid, Spain.
- *IMPACT Business School (IMPACT)*. Founded in 2015, offers graduate degree programs. IMPACT is located in Madrid, Spain.
- *Real Madrid International School*. Founded in 2005, the Real Madrid International School is a partnership between Real Madrid, one of the most recognized sports clubs in the world, and UEM. Together, the two institutions offer graduate degree programs in sports management, health, communication and leisure programs. The Real Madrid International School is located in Madrid, Spain.
- *Universidad Europea de Canarias (UEC)*. Founded in 2010, UEC offers undergraduate programs in management, marketing, tourism and leisure management, communications and advertising, and architecture, and graduate programs in business, renewable energy, nursing and physiotherapy. UEC is located in La Orotava in the Canary Islands.
- *Universidad Europea de Valencia (UEV)*. Founded in 2012, UEV offers undergraduate and graduate programs in architecture, business, communication, health sciences and law. UEV is located in Valencia, Spain.

Turkey

- *Istanbul Bilgi University*. Founded in 1996, Istanbul Bilgi University offers undergraduate and graduate degrees in communication, business, social sciences, law, architecture, engineering and health sciences. Istanbul Bilgi University is located in Istanbul, Turkey.

Tuition and Fees

Tuition varies at each of the institutions in our Europe segment depending on the curriculum and type of program. Tuition payment options vary by institution and primarily include monthly installment payment plans and lump sum payments at the beginning of the academic year. Historically, we have increased tuition as educational costs and inflation have risen.

Students and their families are generally responsible for room and board fees, transportation expenses and costs related to textbook and supply purchases required for their educational programs. Several of our institutions in our Europe segment also have revenue-generating room and board fees.

Students typically self-finance their education or seek third-party financing programs.

AMEA

Our AMEA segment consists of 21 licensed higher education institutions, and has operations in Australia, China, India, Malaysia, New Zealand, Saudi Arabia, South Africa and Thailand at which we enrolled approximately 86,000 students as of September 30, 2016 as adjusted for the realignment of MDS into our AMEA segment. The segment includes 9 licensed institutions in the Kingdom of Saudi Arabia and one institution in China that we manage through joint venture or other arrangements. The institutions primarily serve 18- to 24-year-old students and offer an education that emphasizes professional-oriented fields of study with undergraduate and graduate degrees in a wide range of disciplines, including business, engineering, information technology, law, arts, fashion and design, education, hospitality management and health sciences, as well as vocational diplomas.

We have historically focused on entering new geographic markets through acquiring institutions with an established name and operational history; however, we also occasionally work with local partners to enter markets through joint ventures to launch new higher education institutions. Through these partnerships, we can apply our programmatic and management expertise to help develop the institutions, while benefiting from our partner's local market knowledge and experience and limiting our financial exposure.

The following table presents information about the institutions in our AMEA segment (unless otherwise noted, we own each of these institutions):

Country	Higher Education Institution	Year Joined Laureate Network	Year Founded
Australia	Blue Mountains International Hotel Management School (BMIHMS)	2008	1991
	THINK Education Group (THINK)	2013	2006
	Torrens University Australia (TUA)	2014	2014
China	Blue Mountains International Hotel Management School— Suzhou (Blue Mountains Suzhou)	2008‡	2004
	Hunan International Economics University (HIEU)	2009*	1997
India	Pearl Academy (Pearl)	2011*	1993
	University of Petroleum and Energy Studies (UPES)	2013*	2003
	University of Technology and Management (UTM)	2013*	2011
Malaysia	INTI Education Group (INTI Malaysia)	2008	1986
New Zealand	Media Design School (MDS)	2011	1998
Saudi Arabia	Riyadh Polytechnic Institute (RPI)	2010‡	2010
	International Tourism and Hospitality College at Riyadh (ITHCR)	2013#	2013
	International Technical College at Jeddah (ITCJ)	2013#	2013
	International Technical Female College at Makkah (ITCM)	2013#	2013
	International Technical Female College at Al-Kharj (ITCAK)	2013#	2013
	International Tourism and Hospitality College at Al-Madinah (ITHCAM)	2014#	2014
	International Technical Female College at Al-Nammas (ITCAN)	2015#	2015
	International Technical Female College at Buraydah (ITCB)	2015#	2015
	International Technical Female College at Wadi Al-Dawaser (ITCWAD)	2014#	2014
South Africa	Monash South Africa (MSA)	2013	2001
Thailand	Stamford International University (SIU)	2011*	1995

* Not-for-profit institution consolidated by Laureate as a variable interest entity.

‡ Managed by Laureate as part of a joint venture arrangement.

Managed by Laureate under contract with the Kingdom of Saudi Arabia.

Our AMEA institutions consist of:

Australia

- *Blue Mountains International Hotel Management School (BMIHMS)*. Founded in 1991, BMIHMS offers undergraduate and graduate degrees in hospitality management through campuses located in Leura and Sydney.
- *THINK Education Group (THINK)*. THINK was founded in 2006 and through its member colleges can trace its origins back to 1961. THINK provides specialized programs through the following institutions:
 - *APM College of Business and Communication (APM)*. Founded in 1986, APM offers vocational programs in business and management, marketing, event management and public relations. APM has campus locations in Sydney and Brisbane.
 - *Australasian College of Natural Therapies (ACNT)*. Founded in 1981, ACNT offers undergraduate and vocational programs in nutrition, naturopathy, western herbal medicine, massage, health science and fitness. ACNT has campus locations in Sydney and Brisbane.
 - *Australian National College of Beauty (ANCB)*. Founded in 2008, ANCB offers a diploma in beauty therapy. ANCB has campus locations in Sydney and Brisbane.
 - *CATC Design School (CATC)*. Founded in 1982, CATC offers undergraduate and vocational programs in graphic design, interior design and photography. CATC has campus locations in Sydney, Melbourne and Brisbane.
 - *Jansen Newman Institute (JNI)*. Founded in 1978, JNI offers undergraduate, vocational and graduate programs in counseling and psychotherapy and community services. JNI is located in Sydney and Brisbane.
 - *Southern School of Natural Therapies (SSNT)*. Founded in 1961, SSNT offers undergraduate programs in Chinese medicine, naturopathy, western herbal medicine, nutritional medicine, clinical myotherapy, massage and health science. SSNT is located in Melbourne.
 - *William Blue College of Hospitality Management (WBCHM)*. Founded in 1990, WBCHM offers vocational and undergraduate programs in hotel and hospitality management, event management, tourism management, commercial cookery and business management. WBCHM is located in Sydney and Brisbane.

Until 2016, THINK also provided specialized higher education programs through the following institutions:

- *APM College of Business and Communication (APM)*. Founded in 1986, APM offered undergraduate programs in business and management, marketing, event management and public relations. APM has campus locations in Sydney and Brisbane.
- *Billy Blue College of Design (BBCD)*. Founded in 1987, BBCD offered undergraduate programs in communication design, digital media design, branded fashion design, interior design and graphic design. BBCD has campus locations in Melbourne, Sydney, Brisbane and Perth.

In 2016, these higher education programs transitioned to and are now offered by Torrens University Australia.

- *Torrens University Australia (TUA)*. Commencing operations in 2014, TUA offers undergraduate and graduate programs in business and management, marketing, event management, public relations, communication design, digital media design, branded fashion design, interior design

and graphic design, business administration, design, education, global project management and public health. In 2015, TUA acquired Chifley Business School to expand its offerings in business administration and project management. Commencing in 2016, TUA also offers undergraduate and graduate degrees in hospitality management that have been offered by BMIHMS and offers the higher education programs previously offered by APM and BBCD. TUA has campuses in Adelaide, Sydney, Melbourne and Brisbane, Australia.

China

- *Blue Mountains International Hotel Management School—Suzhou (Blue Mountains Suzhou)*. Founded in 2004, Blue Mountains Suzhou is managed by TUA in cooperation with the Suzhou Tourism and Finance Institute. Blue Mountains Suzhou offers diplomas and associate degrees in hotel management and students have the opportunity to continue their education at TUA toward an Australian Bachelor of Business degree. Blue Mountains Suzhou is located in Suzhou, China.
- *Hunan International Economics University (HIEU)*. Founded in 1997, HIEU offers undergraduate degrees in commerce, business management, foreign languages, computer science, electronic engineering, and art and design. HIEU is located in Changsha, China.

India

- *Pearl Academy (Pearl)*. Founded in 1993, Pearl offers undergraduate and graduate programs in fashion design and creative business. Pearl has campuses in Delhi, Jaipur, Noida and Mumbai.
- *University of Petroleum and Energy Studies (UPES)*. Founded in 2003, UPES offers sector focused graduate, postgraduate and doctoral degree programs in oil and gas, power, aviation and aerospace, port & shipping, automotive, infrastructure, electronics, information technology, logistics and supply chain, design and legal studies. UPES is located in Dehradun, India.
- *University of Technology and Management (UTM)*. Founded in 2011, UTM offers graduate programs in computer sciences & information technology, travel & tourism and economics and management. UTM is located in Shillong, India.

Malaysia

- *INTI Education Group (INTI Malaysia)*. Founded in 1986, INTI Malaysia offers undergraduate and graduate degrees in business and law, computing and information technology, engineering and technology, languages and liberal arts, and applied sciences and mathematics. INTI Malaysia has locations in Kuala Lumpur, Selangor, Penang, Sabah and Nilai (Negeri Sembilan), Malaysia.

New Zealand

- *Media Design School (MDS)*. Founded in 1998, MDS provides certificate programs in graphic design, creative advertising, visual effects and game development. MDS is located in Auckland, New Zealand.

Saudi Arabia

- *Riyadh Polytechnic Institute (RPI)*. Founded in 2010, RPI is a private-public initiative launched by the Kingdom of Saudi Arabia to help meet the increasing demand for Saudi nationals with industrial technical skills. RPI offers two-year programs in engineering, business, accounting and technology. RPI is operated by Laureate Vocational Saudi Arabia (“LVSA”) through a joint venture with Obeikan Education (“Obeikan”), a subsidiary of the Obeikan Investment Group, one of the largest industrial groups in the Kingdom of Saudi Arabia. RPI is located in Riyadh, Saudi Arabia.

- *International Tourism and Hospitality College at Riyadh (ITHCR)*. Founded in 2013, ITHCR is part of a government-led initiative that partners with international providers to manage colleges designed to train and develop qualified, employment ready graduates to meet the needs of the Saudi labor market. The college offers Diplomas for high school graduates in Business Administration and Tourism, Hospitality and Leisure. ITHCR is operated by LVSA.
- *International Technical College at Jeddah (ITCJ)*. Founded in 2013, ITCJ is part of a government-led initiative that partners with international providers to manage colleges designed to train and develop qualified, employment ready graduates to meet the needs of the Saudi labor market. ITCJ offers Diplomas for high school graduates in Business Administration, Information Technology Technical Support and Electrical Technology. ITCJ is operated by LVSA.
- *International Technical Female College at Makkah (ITCM)*. Founded in 2013, ITCM is part of a government-led initiative that partners with international providers to manage colleges designed to train and develop qualified, employment ready graduates to meet the needs of the Saudi labor market. ITCM offers Diplomas for high school graduates in Business Administration, Tourism, Hospitality and Leisure, and Information Technology Technical Support. ITCM is operated by LVSA.
- *International Technical Female College at Al-Kharj (ITCAK)*. Founded in 2013, ITCAK is part of a government-led initiative that partners with international providers to manage colleges designed to train and develop qualified, employment ready graduates to meet the needs of the Saudi labor market. ITCAK offers Diplomas for high school graduates in Business Administration, Tourism, Hospitality and Leisure, and Information Technology Technical Support. ITCAK is operated by LVSA.
- *International Tourism and Hospitality College at Al-Madinah (ITHCAM)*. Founded in 2014, ITHCAM is part of a government-led initiative that partners with international providers to manage colleges designed to train and develop qualified, employment ready graduates to meet the needs of the Saudi labor market. The college offers Diplomas for high school graduates in Business Administration and Tourism, Hospitality and Leisure. ITHCAM is operated by LVSA.
- *International Technical Female College at Al-Nammas (ITCAN)*. Founded in 2015, ITCAN is part of a government-led initiative that partners with international providers to manage colleges designed to train and develop qualified, employment ready graduates to meet the needs of the Saudi labor market. ITCAN offers Diplomas for high school graduates in Business Administration, Tourism, Hospitality and Leisure, and Information Technology Technical Support. ITCAN is operated by LVSA.
- *International Technical Female College at Buraydah (ITCB)*. Founded in 2015, ITCB is part of a government-led initiative that partners with international providers to manage colleges designed to train and develop qualified, employment ready graduates to meet the needs of the Saudi labor market. ITCB offers Diplomas for high school graduates in Business Administration, Tourism, Hospitality and Leisure, and Information Technology Technical Support. ITCB is operated by LVSA.
- *International Technical Female College at Wadi Al-Dawaser (ITCWAD)*. Founded in 2014, ITCWAD is part of a government-led initiative that partners with international providers to manage colleges designed to train and develop qualified, employment ready graduates to meet the needs of the Saudi labor market. ITCWAD offers Diplomas for high school graduates in Business Administration, Tourism, Hospitality and Leisure, and Information Technology Technical Support. ITCWAD is operated by LVSA.

South Africa

- *Monash South Africa (MSA)*. Founded in 2001 by Monash University, MSA offers undergraduate and graduate degree programs in business and economics, information technology, social sciences and health sciences. Laureate acquired a controlling interest in MSA in 2014. MSA is located in Johannesburg, South Africa.

Thailand

- *Stamford International University (SIU)*. Founded in 1995, SIU offers international and Thai undergraduate and graduate degree programs in business & management, communication, hospitality management and information technology. SIU is located in Hua Hin and Bangkok, Thailand.

Tuition and Fees

Tuition varies at each of the institutions in our AMEA segment depending on the curriculum and type of program. Tuition payment options vary by institution and primarily include monthly installment payment plans and lump sum payments at the beginning of the academic year. Historically, we have increased tuition as educational costs and inflation have risen.

Students and their families are generally responsible for room and board fees, transportation expenses and costs related to textbook and supply purchases required for their educational programs. Blue Mountains International Hotel Management School, our Chinese institutions, Monash South Africa, Stamford International University, the INTI Group and our Indian institutions have revenue-generating room and board fees.

Students typically self-finance their education or seek third-party financing programs. However, in certain markets in the AMEA region there are various forms of government-supported student financing programs, as discussed below.

Government-Sponsored Student Financing Programs

In Australia, the Commonwealth government has established income-contingent loan schemes that assist eligible fee-paying students to pay all or part of their tuition fees (separate schemes exist for higher education and vocational courses). Under the schemes the relevant fees are paid directly to the institutions. A corresponding obligation then exists from the participating student to the Commonwealth government. The Australian institutions have no responsibility in connection with the repayment of these loans by students and, generally, this assistance is not available to international students. In December 2016, the Australian government introduced a new loan scheme for vocational courses. This will replace the previous funding model for loans for vocational studies (which will be phased out during 2017). Under the new arrangements vocational educational providers will be required to reapply for registration for their students to be eligible to receive loans for vocational courses. To be eligible for registration vocational educational providers, among other matters, will be required to demonstrate a minimum of 50% completion rates. Relevant fees will be paid monthly in arrears and caps will be placed on the amount of loans available for particular categories of courses. THINK has made an initial application to be approved for these purposes. BMIHMS and TUA currently provide only higher education programs which are not affected by these changes. The Australia institutions have been deliberately placing emphasis on higher education courses in TUA in anticipation of these changes.

In China, Thailand and Malaysia there are also government programs available to our students, however, they do not represent a material portion of the revenues of our institutions in these countries. In the Kingdom of Saudi Arabia, our students' tuition is fully funded by the government and the

government pays the tuition for each student either directly to us or, in the case of RPI, to the institution which, in turn, pays us. The government also provides a monthly stipend to each student enrolled at the eight colleges of excellence, while at RPI, the private companies sponsoring the students pay the stipend. The payments are based on our enrollments, with minimum payments set for each institution.

GPS

Institutions in our GPS segment have products and services that span the *Laureate International Universities* network, with a total enrollment of approximately 73,000 students as of September 30, 2016, as adjusted for the segment change. Institutions in our GPS segment provide fully online degree programs through a U.S.-based accredited institution, Walden University, and internationally, through Laureate Online Education B.V., which is based in Amsterdam and partners with the University of Liverpool and the University of Roehampton in the United Kingdom. We provide professional-oriented fully online undergraduate and graduate degree programs largely to working professionals through distance learning and offer online degree programs in education, psychology, health and human services, management, nursing and information technology. These fully online institutions provide us expertise in online education that we can leverage throughout the campus-based institutions in our LatAm, Europe and AMEA segments. Our fully online institutions enrolled approximately 70,000 students as of September 30, 2016.

In addition, within this segment, we owned three smaller, campus-based institutions in the United States. Our GPS segment also provides support services to SFUAD. These campus-based institutions primarily serve 18- to 24-year-old students and offer an education that emphasizes professional-oriented fields of study. The curriculum in these institutions is leveraged throughout the *Laureate International Universities* network through student exchange programs, dual degrees and certificate offerings. These campus-based institutions enrolled approximately 3,000 students as of September 30, 2016.

The following table presents information about the institutions in our GPS segment (unless otherwise noted, we own each of these institutions):

<u>Country</u>	<u>Higher Education Institution</u>	<u>Year Joined Laureate Network</u>	<u>Year Founded</u>
<i>Global Online</i>			
United Kingdom	Laureate Online Education B.V. (University of Liverpool)	2004	1881
	Laureate Online Education B.V. (University of Roehampton) .	2012	2004
United States	Walden University	2001	1970
<i>Campus-Based</i>			
United States	NewSchool of Architecture and Design	2008	1980
	Kendall College	2008	1934
	Santa Fe University of Art and Design (SFUAD)	2009†	1859
	University of St. Augustine for Health Sciences (St. Augustine)	2013	1979

† SFUAD is separately owned by Wengen. Laureate provides support services to SFUAD pursuant to contractual arrangements. See “Certain Relationships and Related Party Transactions—Agreements with Wengen—SFUAD Shared Services Agreement.” On May 17, 2016, LEI Holdings—US I, Inc., a wholly owned subsidiary of Wengen, entered into an agreement to sell SFUAD to Joshua Education, Inc., a U.S. subsidiary of Raffles Education Corporation Limited, subject to all necessary regulatory approvals. As used herein, our “U.S. Institutions” refers to NewSchool of Architecture and Design, Kendall College, St. Augustine and Walden University.

Online Institutions

- *Laureate Online Education B.V.* Laureate Online Education B.V. is the exclusive worldwide online career partner of the University of Liverpool and the University of Roehampton and specializes in the delivery of online graduate programs to working-adult students. Laureate Online Education B.V. is based in Amsterdam.
 - *University of Liverpool.* Founded in 1881, the University of Liverpool, a public university in the United Kingdom, through Laureate Online Education B.V., offers online graduate degree programs in business administration, health sciences, law and information technology.
 - *University of Roehampton.* Founded in 2004, the University of Roehampton, a public university in the United Kingdom, through Laureate Online Education B.V., offers online graduate degree programs in business and international management.
- *Walden University.* Established in 1970, Walden University is an online university that delivers bachelor's, master's, doctoral and post-doctoral programs in counseling, education, health sciences, human services, management, nursing, psychology, public administration, public health and technology. Walden University is headquartered in Minneapolis, Minnesota.

United States

- *NewSchool of Architecture and Design.* Founded in 1980, NewSchool of Architecture and Design offers undergraduate and graduate degree programs in architecture, art and design, graphic design, history and theory, professional practice, technology and urban studies. NewSchool of Architecture and Design is located in San Diego, California.
- *Kendall College.* Founded in 1934, Kendall College offers undergraduate, associate and certificate programs in business administration, culinary arts, education and hospitality management. Kendall College is located in Chicago.
- *Santa Fe University of Art and Design (SFUAD).* Founded in 1859, SFUAD (formerly the College of Santa Fe) offers undergraduate degrees in arts management, contemporary music, creative writing and literature, graphic design and digital arts, film, performing arts, photography and studio arts. SFUAD also offers semester-long and intensive English language programs to foreign students.
- *University of St. Augustine for Health Sciences (St. Augustine).* Founded in 1979, St. Augustine offers graduate and doctoral degree and non-degree programs in physical therapy, occupational therapy, orthopedic assistants, education and health sciences. St. Augustine has campus locations in St. Augustine and Miami, Florida, San Marcos, California and Austin, Texas.

Tuition and Fees

Tuition varies at each of the institutions in our GPS segment depending on the curriculum and type of program. Tuition payment options vary by institution and primarily include monthly installment payment plans and lump sum payments at the beginning of the academic year. Historically, we have increased tuition as educational costs and inflation have risen.

Students at U.S. campus-based programs are generally responsible for room and board fees, transportation expenses and costs related to textbook and supply purchases required for their educational programs.

Currently there are no company-sponsored financing arrangements in our GPS segment. However, students in our U.S. Institutions are eligible for the DOE's Title IV program federal financial aid under the HEA.

Marketing

We believe that effective marketing is a key to the success of our business, enabling us to attract prospective students to our institutions and increase enrollment. We focus on marketing as a way to increase awareness of the institutions in each of their respective markets and to highlight the benefits provided by the *Laureate International Universities* network. We leverage best practices across our entire network to help our institutions develop effective marketing programs.

We recognize that the vast majority of our students reside within the communities where our campuses are located. Because our target market is in close proximity to our institutions, developing and maintaining a powerful local presence is one of the cornerstones of our brand building strategy. We believe a strong brand is one of the key variables for future sustainable growth. We promote activities that encourage direct participation and interaction between the community and our institutions. For example, many of our institutions provide valuable services to the residents in the local communities including access to our veterinary and medical facilities at reduced costs, legal aid support and use of our facilities, including remedial course offerings and gym memberships. Additionally, many of our institutions' sports teams serve as a source of civic pride for the local residents including our students and their families. These informal interactions serve to enhance the trusted nature of our local brands, which in turn facilitates a word-of-mouth referral network that helps to attract quality students beyond the use of traditional student recruitment practices.

During enrollment campaigns, we augment our long-term brand building activities with professional advertising campaigns employing a variety of media, including television, radio, outdoor and print advertising. We also use direct mail, web advertising and one-on-one meetings with students and their families. Each institution is responsible for implementing its own marketing campaigns, although we provide a forum for the network's marketing departments to share best practices. During the last several years, we have increased the amounts spent on marketing and advertising to meet the large demand for our programs, and we anticipate that this trend will continue.

Additionally, we strive to develop strong relationships with local high schools that serve as feeder schools for many of our institutions. We believe we have developed strong relationships with many of these feeder schools and expect that will continue to provide a valuable source of referrals for many of the institutions in our network.

Competition

We face competition in each of our operating segments. We believe competition focuses on price, educational quality, reputation, location and facilities.

LatAm, Europe and AMEA

The market for higher education outside the United States is highly fragmented and marked by large numbers of local competitors. The target demographics are primarily 18- to 24-year-olds in the individual countries in which we compete. We generally compete with both public and private higher education institutions on the basis of price, educational quality, reputation and location. Public institutions tend to be less expensive, if not free, but more selective and less focused on practical programs aligned around career opportunities. We believe we compare favorably with competitors because of our focus on quality, professional-oriented curriculum and the competitive advantages provided by our global network. At present, we believe no other company has a similar network of international institutions. There are a number of other private and public institutions in each of the

countries in which we operate. Because the concept of private higher education institutions is fairly new in many countries, it is difficult to predict how the markets will evolve and how many competitors there will be in the future. We expect competition to increase as the markets mature.

GPS

The market for fully online higher education is highly fragmented and competitive, with no single institution having any significant market share. The target demographics for our Global Online institutions are adult working professionals who are over 25 years old. Our Global Online institutions compete with traditional public and private nonprofit institutions and for-profit schools. Typically, public institutions charge lower tuitions than our Global Online institutions because they receive state subsidies, government and foundation grants, and tax-deductible contributions and have access to other financial sources not available to our Global Online institutions. However, tuition at private nonprofit institutions is typically higher than the average tuition rates charged by our Global Online institutions. Our Global Online institutions compete with other educational institutions principally based upon price, educational quality, reputation, location, educational programs and student services.

See “Risk Factors—Risks Relating to Our Business—The higher education market is very competitive, and we may not be able to compete effectively.”

Intellectual Property

We currently own, or have filed applications for, trademark registrations for the word “Laureate,” for “Laureate International Universities” and for the Laureate leaf logo in the trademark offices of all jurisdictions around the world where we operate institutions of higher learning. We have also registered or filed applications in the applicable jurisdictions where we operate for the marks “Laureate Online International” and “Laureate Online Education.” In addition, we have the rights to trade names, logos, and other intellectual property specific to most of our higher education institutions, in the countries in which those institutions operate.

Employees

As of December 31, 2015, we had approximately 67,800 employees, of which approximately 19,900 were full-time academic teaching staff and 22,800 were part-time academic teaching staff. In addition, we have approximately 11,800 part-time academic teaching staff who are classified as contractors, principally in Chile and Brazil. Our employees at many of our institutions outside the United States are represented by labor unions under collective bargaining agreements, as is customary or required under local law in those jurisdictions. At various points throughout the year, we negotiate to renew collective bargaining agreements that have expired or that will expire in the near term. We consider ourselves to be in good standing with all of the labor unions of which our employees are members and believe we have good relations with all of our employees.

Effect of Environmental Laws

We believe we are in compliance with all applicable environmental laws, in all material respects. We do not expect future compliance with environmental laws to have a material adverse effect on our business.

Campus Locations and Online Facilities

Laureate is headquartered in Baltimore, Maryland. As of December 31, 2015, there were more than 200 Laureate locations around the world. These locations include buildings and land comprising a total of approximately 127.5 million square feet, of which, approximately 62.8 million square feet were under lease and approximately 64.8 million square feet were owned. The following table summarizes

the properties leased and owned by segment prior to the segment change, as the effects were not significant:

<u>Segment</u>	<u>Square feet leased space</u>	<u>Square feet owned space</u>	<u>Total square feet</u>
LatAm	53,179,304	28,559,436	81,738,740
Europe	3,220,209	5,813,363	9,034,572
AMEA	1,829,869	30,053,495	31,883,364
GPS	4,332,461	361,722	4,694,183
Corporate (including headquarters)	191,300	—	191,300
Total	<u>62,753,143</u>	<u>64,788,016</u>	<u>127,542,159</u>

Our LatAm, Europe and AMEA segments lease and own various sites that may include a local headquarters and all or some of the facilities of a campus or location. In many countries, our facilities are subject to mortgages.

Our GPS segment has offices at our headquarters location in Baltimore and leases eight additional facilities in Columbia, Maryland; Los Angeles, California; Minneapolis, Minnesota; Tempe, Arizona; San Antonio, Texas; Gdansk, Poland; Liverpool, England and Amsterdam, Netherlands. Our headquarters consists of two leased facilities in Baltimore, Maryland, which are used primarily for office space.

We monitor the capacity of our higher education institutions on a regular basis and make decisions to expand capacity based on expected enrollment and other factors. Our leased facilities are occupied under leases whose remaining terms range from one month to 22 years. A majority of these leases contain provisions giving us the right to renew the lease for additional periods at various rental rates, although generally at rates higher than we are currently paying.

Legal Proceedings

We are party to various claims and legal proceedings from time to time. Except as described below, we are not aware of any legal proceedings that we believe could have, individually or in the aggregate, a material adverse effect on our business, results of operations or financial condition.

On October 5, 2016, a student filed suit against us and Walden University in the United States District Court for the Southern District of Ohio in the matter of *Latonya Thornhill v. Walden University, et. al.*, claiming that her progress in her program was delayed by Walden University and seeking class action status to represent a nationwide class of purportedly similarly situated doctoral students. The claims include fraud in the inducement, breach of contract, consumer fraud under the laws of Maryland and Ohio, and unjust enrichment. We and Walden University were served on October 17, 2016. On December 16, 2016, we and Walden University filed a motion to dismiss the claims and a motion to strike the class action certification request. On January 12, 2017, the plaintiff filed an amended complaint, making modifications to supplement some of the factual allegations and seeking to change the governing law of the case to the law of Minnesota. A substantive response to the amended complaint is due on February 9, 2017. Walden University and we intend to defend against this case vigorously, including the request to certify a nationwide class.

On October 18, 2016, a former student filed suit against us and Walden University *pro se* in the United States District Court for the District of Maryland in the matter of *Eric D. Streeter v. Walden University, et. al. (Case No. ICCB6-CV-3460)*, claiming that his progress in his program was delayed by Walden University and Laureate. The claims include unjust enrichment, breach of contract, violation of the Maryland Consumer Protection Act, violation of the Due Process Clause in the Fourteenth Amendment, libel, and violation of the False Claims Act. While we and Walden University have not yet

been served in this matter, Walden University and we intend to defend against this case vigorously. On December 6, 2016, the court ordered that the plaintiff effect service of the summons and complaint on defendants within 90 days of filing, or the court may enter an order asking the party to show cause why the claims should not be dismissed. If the party fails to show cause within the time set by the court, the complaint will be dismissed without prejudice.

On December 1, 2016, five students filed suit against us and Walden University in the United States District Court for the District of Minnesota in the matter of *Jennifer Wright, et al v. Walden University, et. al.*, claiming that their progress in their programs was delayed by Walden University and seeking class action status to represent a nationwide class of purportedly similarly situated doctoral students. The claims include fraud in the inducement, breach of contract, consumer fraud, and breach of implied covenant of fair dealing under the laws of Minnesota, California, Georgia, Washington and Michigan, and unjust enrichment. Walden University and we were served in this matter on December 8, 2016, Walden University and we intend to defend against this case vigorously, including the request to certify a nationwide class. On January 13, 2017, we filed a motion to dismiss, or in the alternative to stay proceedings, pursuant to the first-filed rule, based upon the fact that the *Thornhill* case was filed first in Ohio. The *Wright* court has stayed the proceedings pending a ruling on the motion to dismiss, for which a hearing is scheduled on March 22, 2017.

On December 20, 2016, a former student filed suit against Walden University, in the Bexar County District Court in Texas in the matter of *Dianna Medellin v. Walden University, LLC* (Cause No. 2016C121637), claiming that Walden University intentionally deceived her by praising her and allowing her to successfully complete her coursework in her doctoral program, only to then prolong the dissertation writing process as much as possible. The case alleges causes of action for violations of the Texas Deceptive Trade Practices Act and fraud and includes certain factual allegations that are identical to the other purported class action lawsuits. Laureate has not been sued in this matter and Walden University was served on January 26, 2017. Walden University will defend against this case vigorously.

On December 29, 2016, a former student filed suit against us and Walden University in the United States District Court for the District of Minnesota in the matter of *Aaron Bleess, et al v. Walden University, et. al* (Case No. 16-CV-4402), claiming that his progress in his program was delayed by Walden University and seeking class action status to represent a nationwide class of purportedly similarly situated doctoral students. The claims include, under the laws of Minnesota, breach of contract, consumer fraud, breach of implied covenant of fair dealing, fraudulent inducement, unjust enrichment, and violation of the Deceptive Trade Practices Act and Consumer Protection Fraud Act. Laureate and Walden University were served on January 5 and January 6, 2017, respectively. On January 17, 2017, we filed a motion to dismiss, or in the alternative to stay proceedings, pursuant to the first-filed rule, based upon the fact that the *Thornhill* case was filed first in Ohio. The *Bleess* court has stayed the proceedings pending a ruling on this motion to dismiss. Walden University and we intend to defend against this case vigorously, including the request to certify a nationwide class. This case appears to be nearly identical in allegations, including the same alleged class, as *Thornhill* and *Wright*.

On December 23, 2016, counsel for the plaintiffs in *Thornhill* and *Wright* filed a motion to consolidate pretrial proceedings in these matters, as well as the *Streeter* and *Medellin* matters, to the United States Judicial Panel on Multi-District Litigation (MDL). They have also indicated an intent to include the *Bleess* matter in this requested process, as well as any other future filings with the same or similar allegations. Laureate and Walden University filed a motion in opposition to transfer to MDL on January 17, 2017, which was opposed on January 24, 2017. We are awaiting a hearing date. We and Walden University are assessing this process and our response.

In addition, several groups of current and former students filed five separate law suits in the Seventh Judicial Circuit in and for St. Johns County, Florida against St. Augustine relating to matters arising before we acquired that institution in November 2013. The suits are *Hemingway et al. v. University of*

St. Augustine for Health Sciences, Inc. filed on August 12, 2013; *Jennings v. University of St. Augustine for Health Sciences, LLC et al.* filed on March 26, 2015, which was resolved in March 2016 and dismissed; *Albritton et al. v. University of St. Augustine for Health Sciences, LLC* filed on April 9, 2015, which was resolved in October 2015 and dismissed; *Stephens v. University of St. Augustine for Health Sciences, LLC* filed on November 11, 2015 which was resolved in June 2016 and dismissed; and *Johnson v. University of St. Augustine for Health Sciences, LLC* filed on June 16, 2016. The allegations in the remaining cases relate to a program that was launched in May 2011 and, at the time, offered a “Master of Orthopaedic Physician’s Assistant Program” degree. The plaintiffs in these matters allege that the university misrepresented their ability to practice as licensed Physician Assistants with a heightened specialty in orthopaedics. The plaintiffs in the remaining cases are seeking relief including refund of tuition paid to St. Augustine, as well as loan debt incurred by the plaintiffs while attending St. Augustine, loss of future earnings and litigation costs. The *Hemingway* matter is awaiting a trial date. The *Johnson* matter is at a preliminary stage of discovery. We believe the claims in these cases are without merit and intend to defend vigorously against the allegations. With respect to the two pending St. Augustine cases, under the terms of the acquisition agreement for St. Augustine, we expect to be indemnified by the seller for substantially all of the liability with respect to any claims in these cases. We also have a right of set-off against the seller for such amounts.

On November 16, 2016, Michael S. Ryan, the former chief accounting officer of the Company, filed a complaint with the Occupational Safety and Health Administration of the U.S. Department of Labor alleging retaliatory employment practices in violation of the whistleblower provisions of the Sarbanes-Oxley Act (*Michael S. Ryan vs. Laureate Education, Inc., Case No. 3-0050-17-011*). The complaint also alleges a lack of compliance with U.S. GAAP and violations of certain SEC rules and regulations. The complaint does not seek any specified amount of damages. The Company has investigated the allegations made in the complaint with the assistance of outside legal and accounting advisers and believes that its consolidated financial statements are in compliance with U.S. GAAP and SEC rules and regulations in all material respects and that the allegations are baseless and without merit. The Company intends to assert all appropriate defenses to these allegations and filed a response with the U.S. Department of Labor on December 13, 2016. The Company intends to defend itself vigorously.

During 2010, we were notified by the STA (in this case, by the Regional Inspection Office of the Special Madrid Tax Unit) that an audit of some of our Spanish subsidiaries was being initiated for 2006 and 2007. On June 29, 2012, the STA issued a final assessment to ICE, our Spanish holding company, for approximately EUR 11.1 million (\$12.4 million at September 30, 2016), including interest, for those two years based on its rejection of the tax deductibility of financial expenses related to certain intercompany acquisitions and the application of the Spanish ETVE regime. On July 25, 2012 we filed a claim with the Regional Economic-Administrative Court challenging this assessment and, in the same month, we issued a cash-collateralized letter of credit for the assessment amount, in order to suspend the payment of the tax due. Further, in July 2013, we were notified by the STA (in this case, by the Central Inspection Office for Large Taxpayers) that an audit of ICE was also being initiated for 2008 through 2010. On October 19, 2015, the STA issued a final assessment to ICE for approximately EUR 17.2 million (\$19.3 million at September 30, 2016), including interest, for those three years. We have appealed this assessment and, in order to suspend the payment of the tax assessment until the court decision, we issued a cash-collateralized letter of credit for the assessment amount plus interest and surcharges. We believe the assessments in this case are without merit and intend to defend vigorously against them. During the second quarter of 2016, we were notified by the STA that tax audits of the Spanish subsidiaries were also being initiated for 2011 and 2012; no assessments have yet been issued for these years.

INDUSTRY REGULATION

Brazilian Regulation

The Brazilian educational system is organized according to a system of cooperation among federal, state and local governments. Higher education (i.e., undergraduate and graduate level education provided by public and private higher education institutions (“HEI”)) is regulated primarily at the federal level, particularly in terms of public policy goals, accreditation and academic oversight; however, the state and municipal governments are also involved, principally in relation to taxation, real estate and operational permitting issues.

With respect to the federal role, The National Educational Basis and Guidelines Law (“LDB”), provides the general framework for the provision of educational services in Brazil and establishes the duty of the federal government to:

- coordinate the national educational policy;
- define the National Education Plan, in coordination with the states, the Federal District of Brasilia and municipalities;
- provide technical and financial assistance to the states, the Federal District of Brasilia and municipalities;
- establish, in collaboration with the states, the Federal District of Brasilia and municipalities, skills and guidelines for early childhood education, elementary and secondary education that will guide the curriculum and their minimum syllabus, ensuring the regular basic education;
- ensure national process of evaluation of higher education institutions, with the cooperation of evaluation agencies that have responsibility for this level of education;
- create an evaluation process for the academic performance of elementary, secondary and higher education in collaboration with educational institutions in order to improve the quality of education; and
- issue rules and regulations regarding higher education.

The responsibility of the Federal Government in regulating, monitoring and evaluating higher education institutions and undergraduate programs is exercised by MEC, along with a number of other federal agencies and offices that are related to MEC.

MEC

MEC is the highest authority of the higher education system in Brazil and has the power to:

- confirm the decisions of the National Board of Education (“CNE”) regarding the accreditation and reaccreditation of institutions of higher education;
- confirm the systems and evaluation criteria adopted by the National Institute of Educational Studies Anísio Teixeira (“INEP”);
- confirm opinions and regulatory proposals issued by the CNE;
- issue implementing rules, (regulations, notices, and technical advisories governing the conduct of higher education); and
- regulate and monitor the system of higher education.

CNE—National Board of Education

CNE is a consultative advisory and deliberative body of MEC. It consists of the Board of Basic Education and the Board of Higher Education, each composed of 12 members appointed by the President of Brazil. The Board of Higher Education has the power to:

- support the development and monitor the implementation of the National Education Plan;
- analyze and issue opinions on the results of the evaluation procedures of higher education;
- offer suggestions for drafting the National Education Plan and to monitor their implementation;
- decide on the curriculum guidelines proposed by the MEC, for undergraduate courses;
- deliberate on the reports submitted by MEC on the recognition of courses and qualifications offered by higher education institutions, as well as on prior authorization from those offered by non-university institutions;
- approve the authorization, accreditation and periodic reaccreditation of higher education institutions, based on reports and assessments provided by MEC;
- approve the statutes of universities and the regiment of the other higher education institutions that are part of the Federal educational system;
- deliberate on the reports for periodic recognition of master's and doctoral programs, prepared by the MEC, based on the evaluation of the programs;
- analyze matters relating to the implementation of legislation regarding higher education; and
- advise MEC in higher education related matters.

INEP—National Institute of Educational Studies Anísio Teixeira

INEP is a federal agency linked to MEC that is the primary statistical and information-gathering body for the entire Brazilian education system. The performance data it collects and publishes is used by MEC, the legislature and the rest of the executive branch, as well as the public, to debate and make policy and programmatic decisions about education. INEP has the power to:

- carry out visits to institutions of higher education for on-site evaluations in the process of accreditation and reaccreditation of institutions and in the authorization, recognition, accreditation and renewal of recognition processes of undergraduate and sequential programs;
- conduct research and analysis of data related to education in Brazil; and
- implement the SINAES.

CONAES—National Commission on Higher Education Evaluation

CONAES is a committee under MEC supervision composed of 13 members. CONAES has the power to:

- coordinate and monitor SINAES;
- establish guidelines to be followed by INEP in the development of programmatic evaluation tools;
- approve the evaluation tools and submit them for approval by the Minister of Education; and
- submit the list of programs to be evaluated by the National Examination of Student Performance (“ENADE”) examination, to the Minister of Education.

SERES—Higher Education Regulation and Supervision Secretariat

In 2011, SERES, which operates as an arm of MEC, became the specific agency directly responsible for regulation and supervision of public and private HEIs, as well as undergraduate courses and *lato sensu* post-graduate programs, both in-person and distance learning modalities. Its mission is to elevate the quality level of all higher education through the establishment of guidelines for the expansion of HEIs and their courses, in accordance with national curriculum guidelines and proprietary quality parameters, and include:

- to plan and coordinate the policy-making process for the regulation and supervision of higher education;
- to accredit undergraduate (and sequential) courses, both through in-person and distance learning;
- to oversee HEIs and courses, in order to fulfill the educational legislation and to induce improvements in the quality of higher education standards, applying the penalties provided for in legislation;
- to establish guidelines for the preparation of assessment instruments for and higher education courses;
- to manage the public system of registration and database of HEIs and higher education courses; and
- to propose the design of actions and updating of reference and curriculum guidelines for undergraduate courses, as well as benchmarks for quality distance education, considering curricular guidelines and various forms of technology.

According to the LDB, higher education can be offered by public or private higher education institutions. A private institution of higher education shall be controlled, managed and maintained by an individual person(s) or legal entity, in either case referred to as the “*mantenedora*.” The *mantenedora* is responsible for obtaining resources to meet the needs of the duly authorized HEI, which in regulatory terms is referred to as the “*mantida*.” A *mantenedora* may be authorized to operate more than one *mantida*. In any case, the *mantenedora* is legally and financially responsible for all of its *mantidas*. Each of our HEIs in Brazil is maintained by a Laureate-controlled *mantenedora*.

Private institutions of higher education may be:

- private institutions of higher education with profit purposes created and maintained by one or more individuals or private legal entities;
- community institutions, founded by groups of individuals or one or more legal entities, including cooperatives, teachers and students that include community representatives in its supporting entity;
- religious institutions, instituted by individuals or groups for one or more legal entities that meet specific religious and ideological orientation and that include community representatives in its supporting entity; or
- nonprofit private institutions, charitable or not charitable, which are also sometimes referred to as philanthropic or nonphilanthropic.

According to organizational and academic prerogatives, institutions of undergraduate learning can be:

- Colleges (*faculdades*): Colleges are institutions of public or private education offering degree programs in more than one area of knowledge and that are supported by a single supporting

entity and have specific administration and management. Colleges may offer programs at the following levels: traditional undergraduate programs, technological undergraduate programs, specialization and graduate programs (master's and Ph.D. degrees). Colleges do not have minimum requirements for the qualifications of professors and their labor practices, and cannot establish new campuses or create programs and new locations without the prior permission of MEC.

- University Centers (*centro universitários*): University centers are public or private educational institutions that offer a variety of programs in higher education, including undergraduate programs, extension courses and *lato sensu* graduate programs—master's and Ph.D. degrees; they must also provide learning opportunities and career development for their professors. At least one third of the faculty of a university center must be composed of persons with masters or doctorate degrees. In addition, at least one fifth of its professors must be composed of professors who work full time. University centers have the autonomy to create, organize and extinguish individual courses and degree programs, as well as relocate or expand locations in their existing programs in the municipality where the university center's headquarters is located, without prior permission of MEC. A university center cannot open campuses outside the municipality where its seat is located.
- Universities (*universidades*): Universities are public or private institutions of higher education that offer several degree programs, extension activities and development of institutional research. Like the university centers, at least one third of the faculty of a university must be composed of persons with masters or doctorate degrees. In addition, at least one third of a university's faculty must be composed of professors who work full time. Similar to university centers, universities have autonomy to create, organize and extinguish individual courses and degree programs, as well as to relocate or expand locations in their existing programs in the municipality where the university's headquarters is located, without prior permission of MEC. Additionally, universities have the ability, upon prior authorization by MEC, to apply for accreditation of new campuses and courses outside the municipality where the university's seat is located, provided that they are within the same state as the seat.

Among the HEI in the *Laureate International Universities* network, there are three *faculdades* (Faculdade Internacional da Paraíba, located in João Pessoa, PB; Faculdades Porto-Alegrense, located in Porto Alegre, RS; and Faculdade dos Guararapes de Recife, located in Recife, PE), six university centers (Faculdade de Desenvolvimento do Rio Grande do Sul, located in Porto Alegre, RS; Faculdade dos Guararapes, located in Jaboatão dos Guararapes, PE; FMU Education Group, located in São Paulo, SP; Centro Universitário Ritter dos Reis, located in Porto Alegre, RS; Centro Universitário do Norte, located in Manaus, AM; and Instituto Brasileiro de Medicina de Reabilitação—IBMR, located in Rio de Janeiro, RJ), as well as three universities (Universidade Potiguar, located in Natal, RN; UNIFACS—Universidade Salvador, located in Salvador, BA; and Universidade Anhembi Morumbi, located in São Paulo, SP). In addition, Business School São Paulo, which is a professional degree-granting institution, is owned and operated by Universidade Anhembi Morumbi, and CEDEPE Business School, which is a professional degree-granting institution, is operated as a division of Faculdade dos Guararapes de Recife. As noted below, each form of HEI is entitled to a different level of autonomy within the regulatory framework. In turn, we factor the respective levels of autonomy into the operational strategy for each HEI, as the requirement of prior or post-facto MEC approval can delay or nullify specific new campus expansion projects, new course offerings, and increases in the number of authorized seats per course.

Legislation provides for specific levels of didactic, scientific and administrative autonomy to universities, university centers and colleges in differing degrees with the aim of limiting outside influence by other institutions or persons outside of the HEI's internal governance structure.

LDB provides that the following powers are guaranteed to universities and university centers in the exercise of their autonomy:

- creation, organization, and extinguishment of degree programs in their facilities, subject to applicable regulations;
- establishment of the curriculum of their courses and programs, subject to applicable general guidelines;
- establishment of plans, programs and projects related to scientific research, artistic production and extracurricular activities;
- establishment of the number of available seats; except in respect of programs in law, medicine, dentistry and psychology, where the total number of available seats in the entire system is controlled by MEC in conjunction with the input of the relevant professional associations;
- preparation and amendment of their bylaws in accordance with the general applicable standards; and
- the right to grant degrees, diplomas and other qualifications.

LDB provides that the following powers are guaranteed to colleges in the exercise of their autonomy:

- establishment of the curriculum of their courses and programs, subject to applicable general guidelines;
- establishment of plans, programs and projects related to scientific research, artistic production and extracurricular activities;
- preparation and amendment of their bylaws in accordance with the general applicable standards; and
- the right to grant degrees, diplomas and other qualifications.

Although colleges have administrative autonomy, they do not enjoy academic autonomy and, therefore, are subject to MEC's prior authorization to create new programs and degree programs.

Accreditation. The first accreditation of an institution of higher education is necessarily as a college. The accreditation as a university or university center is only granted after the institution has operated as a college for at least six years and has demonstrated that it has met satisfactory quality standards, including positive evaluation by the SINAES, as well as met legal requirements applicable to each type of institution of undergraduate learning, including minimum degree attainment and terms of faculty employment.

LDB establishes that higher education shall include the following programs:

- continuing education programs (*cursos sequênciais*), open to applicants who meet the requirements established by the higher educational institutions, provided they have completed high school or equivalent;
- undergraduate programs, including traditional and technological undergraduate programs, that are open to applicants who have completed secondary education or the equivalent and have passed the selection process or university entrance examination;
- graduate programs, including master's degrees and Ph.D.s, specialization programs, advanced training courses and others, open to applicants who have an undergraduate degree and meet the requirements set by the educational institutions; and

- extension programs with a social character that grant certificates to students, open to applicants who meet the requirements established, in each case, by the educational institutions.

Following accreditation, colleges must obtain MEC permission to offer new undergraduate degree programs. As a consequence of their autonomy, universities and university centers do not require MEC authorization to create programs in the city where the university's or university center's seat is located. They need only inform MEC about the programs they offer for registration, evaluation and subsequent recognition. However, the creation of graduate programs in law, medicine, dentistry and psychology, whether by colleges, universities or university centers, are subject to the opinion of the proper professional associations. These associations are also consulted in the reaccreditation process.

Additionally, and as a consequence of their autonomy, universities also can apply for accreditation of campuses and the authorization and recognition of programs outside the municipality where the university's seat is located. The campuses and programs not located in the city of the university's seat are not entitled to the autonomy of the main university and must be controlled and supervised by the university. Effectively, these campuses are treated like colleges for educational regulatory purposes. Within the network in Brazil, the UnP Mossoró Campus, the UNIFACS Feira de Santana Campus and the UniRitter Canoas Campus fall into this category.

Once a university has obtained the authorization to provide a particular program, the HEI, including university centers and universities, also must obtain the recognition of such course, as a condition for national validation of the diploma. The application for recognition must be made at least one year after the start of the program and no later than half of the time required for its completion. The authorization and the recognition of programs and accreditation of institutions of higher education must be renewed periodically in accordance with the regularly applicable MEC evaluation process.

Evaluation. SINAES was established to evaluate HEI as institutions of higher education, traditional degree and technology degree programs and student academic performance. The main objective of this evaluation system is to improve the quality of higher education in Brazil. In practice, the CONAES conducts the monitoring and coordination efforts of SINAES. The results of the institutional and course evaluations are represented on a scale of five levels and are considered in the process of accreditation, recognition and renewal of accreditation of programs and accreditation and reaccreditation of institutions.

In the case of unsatisfactory results, the HEI will be required to enter into an agreement with MEC that establishes a remediation program that includes among other requirements: (i) diagnosis of the unsatisfactory conditions; (ii) development and implementation of measures to be taken to remedy the unsatisfactory conditions; and (iii) establishment of deadlines and goals for remediation.

Failure to comply, in whole or in part, with the conditions provided in the term of commitment may result in one or more penalties imposed by MEC, including temporary suspension of the opening of the selective process for undergraduate programs and cancellation of accreditation or reaccreditation of the institution and the authorization for operation of its programs.

External evaluations of institutions of higher education are carried out by the INEP in two instances, first, when an institution applies for its first accreditation and second, by the end of each evaluation cycle of SINAES. Institutions of higher education are evaluated based on the following criteria, among others: (i) institutional development plan; (ii) social and institutional responsibility; (iii) infrastructure and financial condition; and (iv) pedagogical monitoring of student academic performance.

The evaluation of undergraduate programs is made at the time of the first accreditation by MEC, and consists of the analysis of academic methodology, faculty, student and technical-administrative bodies and the infrastructure of the institution and is periodically updated at the end of each evaluation cycle of SINAES.

The evaluation of graduate programs is made by the Coordinating Agency for the Improvement of Highly Educated Persons (“CAPES”), which is responsible for establishing the quality standard required of masters and doctoral programs along with the identification and evaluation of the courses that meet this standard. Its recommendations are subject to the approval of the CNE. Programs are evaluated according to the requirements established for each specific program. CAPES updates its evaluation of graduate programs every three years, which is the validity period of an authorization.

The evaluation of student academic performance is conducted by INEP, which requires each student to sit for the ENADE in order to verify the knowledge and technical skill of the student body. Each ENADE test is developed in accordance with the content and specific curriculum of each educational program. Students enrolled in undergraduate programs take the ENADE every three years. In this system, students are evaluated at the end of the last year of each program.

The overall grade for each class of students is calculated based on the weighted arithmetic average of all students in a specific program selected for the exam. INEP evaluates the standard deviation of the student’s evolution in each program in order to compare it with national standards.

Transfer of control of mantenedoras. The change of control of mantenedoras does not require prior approval from MEC. A change of control need only be reported to MEC after the fact. However, the transfer of an HEI (mantida) to another mantenedora must be previously approved by MEC. The new mantenedora must meet the necessary requirements for accreditation of an institution of higher education and provide all appropriate documentation proving economic, financial and academic capacity to do so. Laureate’s usual method for the acquisition of control is to acquire an interest in a pre-existing mantenedora. There may be circumstances in the future that warrant a departure from this course of conduct, in which case Laureate will follow the prescribed MEC requirements.

Although changes of control exercised by Laureate do not ordinarily need MEC prior approval or review, due to the level of Laureate’s consolidated gross revenues throughout Brazil, current Brazilian law requires that every control transaction, with limited exceptions, that Laureate enters into must be submitted to the Brazilian anti-trust authority, the Conselho Administrativo de Defesa Economico (the “CADE”), for approval. Such request for approval must be granted prior to the definitive closing of such transaction. CADE has the power to reject and/or alter any transaction or any part of a transaction that it deems to unduly restrict competition.

Incentive program. PROUNI is a federal program of tax benefits designed to increase higher education participation rates by making college more affordable. PROUNI provides private HEI with an exemption from certain federal taxes in exchange for granting partial and full scholarships to low-income students enrolled in traditional and technology undergraduate programs. All of our HEI adhere to PROUNI.

HEI may join PROUNI by signing a term of membership valid for ten years and renewable for the same period. This term of membership shall include the number of scholarships to be offered in each program, unit and class, and a percentage of scholarships for degree programs to be given to indigenous and Afro-Brazilians. To join PROUNI, an educational institution must maintain a certain relationship between the number of scholarships granted to regular paying students. The relationship between the number of scholarships and regular paying students is tested annually. If this relationship is not observed during a given academic year due to the departure of students, the institution must adjust the number of scholarships in a proportional manner the following academic year.

An HEI that has joined PROUNI and remains in good standing is exempted, in whole or in part, from the following taxes during the period in which the term of membership is in effect:

- IRPJ (income tax) and CSLL (social contribution), with respect to the portion of net income in proportion to revenues from traditional and technology undergraduate programs; and

- Cofins (Contribution for the Financing of Social Security) and PIS (Program of Social Integration), concerning revenues from traditional and technology undergraduate programs.

A number of municipal and state governments have sought to replicate PROUNI by creating their own programs that, for example, offer tax incentives through a reduction in, or credits against, the ISS (Municipal Services Tax) in exchange for scholarships to targeted social groups or professions. Laureate owns and operates HEI in several jurisdictions where such local incentive programs are in force.

Student financing program. FIES is a federal program established to provide financing to students enrolled in courses in private institutions of higher education that have maintained a minimum satisfactory evaluation according to SINAES and receive a grade of 3 or higher out of 5 on the ENADE. The primary factor in determining whether a student is eligible to receive full or partial financing is how he or she scores on the program's means testing of household income relative to the cost of tuition.

Under this basic structure, FIES targets both of the government's education policy goals: increased access and improved academic quality outcomes. The HEI receives the benefit of the FIES program through its participation in the intermediation of CFT-E (Certificado Financeiro do Tesouro) bonds, which are public bonds issued to the HEI by the federal government that the HEI may use to pay the national social security tax imposed by the INSS (National Social Security Institute) and certain other federal tax obligations. If the HEI is current with its taxes (i.e., it possesses a tax clearance certificate and is not otherwise involved in any tax-related disputes with the federal government that are not being defended in compliance with applicable security/bond requirements) then the HEI also has the option to sell the bonds for cash in a public auction conducted by one of the government-sponsored banks.

Although the federal government is the direct creditor to the students, federal law stipulates that the HEI bear a portion of the credit risk, which level of risk has been subject to change in recent years. There are two different types of guarantees in FIES contracts:

- contracts with guarantor(s), when the student names someone (or a group of people) as the underwriter(s) of his or her loan. In this case, the HEI is responsible for up to 15% (for institutions with no tax disputes) and up to 30% (if the institution has one or more open tax disputes that are not being defended in compliance with the applicable security/bond requirements) of all related delinquencies. In the past, to effectuate this contribution the federal government withheld between 1% and 3% of the value of the HEI's monthly CFT-E receipts during the course of the student's enrollment, but this has been replaced by the FGEDUC guarantee described below. In case there is no default, or the default is smaller than the amount blocked, the federal government will release the withheld CFT-E amounts. The government has yet to establish guidelines determining how the HEI shall remit the unpaid balance in the event that the default amount is higher than the blocked amounts; and
- contracts with a guarantee by FGEDUC, a public fund created for this purpose, as the underwriter of his or her loan. Since February 2014, FGEDUC has become mandatory for all new FIES students. In this case the federal government requires a contribution of 5.63% of the tuition value from the HEI. The HEI contributes 5.63% of the FIES student's full tuition to the federal fund. FGEDUC guarantees 90% of the loan amount, leaving the HEI responsible for 15% of the other 10% in case of default.

Since February 2014, all new students who participate in FIES must also enroll in FGEDUC. FGEDUC allows participating educational institutions to insure themselves for 90% (or 13.5% of 15%) of their losses related to student defaults under the FIES program. The cost of the program is 6.25% of the amount covered, which represents 5.63% of a student's full tuition. Similar to FIES, the administrator withholds 5.63% of a student's tuition to fund the guarantee by FGEDUC.

As of December 31, 2015, approximately 21% of our students in Brazil participated in FIES, representing approximately 26% of our Brazil revenues.

In December 2014, the MEC along with FNDE, the agency that directly administers FIES, announced several significant rule changes to the FIES program beginning in 2015. These changes raise the eligibility requirements, reduce the annual budget of the program and delay payments to post-secondary institutions with more than 20,000 FIES students that would otherwise have been due in 2015. The first change implements a minimum score on the high school achievement exam in order to enroll in the program. The second change alters the schedule for the payment and repurchase of credits as well as limits the opportunities for post-secondary institutions to sell any unused credits such that there is a significant delay between the time the post-secondary institution provides the educational services to the students and the time it receives payment from the government for 2015. In addition to these rule changes, FNDE implemented a policy for current students' loan renewals for 2015, which provides that returning students may not finance an amount that increases by more than 6.41%, which was later increased to 8.5%, from the amount financed in the previous semester, regardless of any increases in tuition or in the number of courses in which the student is enrolled, a policy that we believe violates the applicable law. For 2016, MEC announced that there will be no limitation to the tuition increase. Moreover, in the first and second intakes of 2015, the online enrollment and re-enrollment system that all post-secondary institutions and students must use to access the program has experienced numerous technical and programming faults that have also interfered with the enrollment and re-enrollment process. Numerous challenges to these changes and requests for judicial relief from the system's faults have been filed in the Brazilian courts, most of which are pending. The 2016 enrollment and re-enrollment schedule has been released and, so far, the system has not presented any material issues.

In October 2015, FNDE initiated negotiations with ABRAES aiming at settling the FIES payments that were delayed in 2015. The proposal from MEC, which was accepted by ABRAES, was to divide the total amount due into three annual installments to be paid one fourth in 2016, one fourth in 2017 and half in 2018. The parties also agreed that the yearly installments will be paid in June of each year, and the amounts will be adjusted to reflect an inflation index from the date of the respective maturity until the effective payment. FNDE also agreed not to take any discriminatory measures in the future related to the payment due to the post-secondary institutions, and not to impose any limitation on the issuance of certificates and repurchase of credits due to the post-secondary institutions, which basically means that all certificates will be issued and repurchased in their respective fiscal years, except for those intended to be issued and repurchased in December, which will be paid in January of the following year. The parties executed the settlement agreement on January 28, 2016 and it was approved by the office of the Attorney General of Brazil on February 3, 2016. The Federal Court of Brasilia ratified the settlement agreement on March 17, 2016. Our post-secondary institutions in Brazil are associated with ABRAES and signed the settlement agreement as well; therefore, it will apply to us.

On December 11, 2015, MEC issued new FIES regulations ("Normative Ordinance No. 13"), which supersede in all significant aspects the rules previously in force. Normative Ordinance No. 13 defined and clarified some rules for student eligibility and classification, higher education institution participation and selection of the vacancies that will be offered to the students in the first intake of 2016.

Among other changes, it created a "waiting list" concept for students not selected in the first selection call. It also instituted a rule that allows the remaining vacancies that were not filled in by the waiting list students to be redistributed among other programs of the post-secondary institution.

The rules for student eligibility are to have a gross household income of not more than 2.5 times the minimum wage per capita (which was raised by the MEC to 3.0 times on June 17, 2016) and to

have taken the National High School Proficiency Exam at least once since 2010, with a minimum score of 450 points, and to have a score greater than zero in the test of writing.

Regarding the participation of post-secondary institutions in FIES, institutions still must sign a participation agreement that contains their proposal of the number of vacancies offered and the following information per shift (morning, evening) and campus location: (i) tuition gross amount for the entire course, including all semesters; (ii) total tuition gross amount per course for the first semester, which must reflect at least a five percent discount to the course list price; and (iii) the number of vacancies that will be offered through the FIES selection process. Also, only courses with scores of 3, 4 or 5 in the SINAES evaluation are eligible to receive FIES students.

On July 14, 2016, Provisional Presidential Decree No. 741/2016 (Medida Provisória No. 741/2016) revising the FIES payments rules was published in the official gazette. According to the new decree, higher education institutions became liable for the administration fees and expenses charged by the government banks that manage FIES loans. The decree became effective immediately and the government will withhold two percent of all FIES payments to cover such administration fees and expenses. Provisional presidential decrees are instruments with the force of law that the President of Brazil can issue in cases of importance and urgency. They have immediate effect and are valid for 60 days, extendable only once for the same period. Effectiveness beyond that period required approval of the National Congress, which took place on November 9, 2016, and it was enacted into law on December 2, 2016 (Law No. 13.366/2016).

In August 2016, the MEC issued additional FIES regulations (“Normative Ordinance No. 17”) expanding the guidelines previously defined in Normative Ordinance No. 13. Among other things, Normative Ordinance No. 17 describes in greater detail how to calculate remaining vacancies, sets forth procedures and deadlines for the completion of the filling of the remaining vacancies, and provides for dealing with exceptional situations where procedural errors or other obstacles have prevented students from accessing remaining vacancies in a timely manner.

Another change in the new regulation was the number (or percentage) of vacancies that can be offered by the post-secondary institutions in relation to the score obtained in SINAES evaluation, which was reduced:

- to up to 50% of the number of vacancies in courses with a score of 5 (from up to 100%);
- to up to 40% of the number of vacancies in courses with a score of 4 (from up to 75%);
- to up to 30% of the number of vacancies in courses with a score of 3 (from up to 50%); and
- to up to 25% of the number of vacancies in courses that are in the process of authorization by MEC (from up to 50%).

The criteria for the selection of vacancies by MEC to be offered to students were also modified by Normative Ordinance No. 13 and the regionality provisions of the prior Normative Ordinances (i.e., vacancies offered in the Northeast, North and Central-West regions would have had priority over those offered in the South and Southeast regions) were excluded from the regulation. Normative Ordinance No. 13 replaces the regionality criterion with a new criterion of “social relevance determined by micro-regions,” which means that for each micro-region they will take into consideration the demand for higher education for educational financing (calculated by FIES) and the Human Development Index of each micro-region. All of the other criteria provided in the previous regulation were maintained in the new one (i.e., (i) FIES budget and the availability of resources, (ii) course score under SINAES’s evaluation and (iii) priority courses, as defined by the government (pedagogy, engineering and health sector courses)). Normative Ordinance No. 13 also contains two annexes, which address in great detail the selection and tiebreaker criteria for the vacancies, as well as the rules for redistribution of remaining vacancies.

Brazil's economy continues to present challenges to growth and create pricing pressures in the education sector. Our new student enrollment in Brazil was negatively affected by these conditions as well as the changes to the FIES program. If economic conditions continue to weaken and the Brazilian government implements additional austerity measures, our ability to grow our student enrollment in Brazil may be further negatively affected. The Brazilian government's changes to the FIES program resulted in a substantial increase in the total number of new FIES contracts in that country in 2014, an election year, and then a reduction in the total number of new FIES contracts, from over 700,000 in 2014 to approximately 300,000 in 2015. As a result, Laureate's new enrollments of students in the FIES program also decreased similarly in 2015; however, this did not have a material impact on our 2015 results of operations since total enrollments for all students increased in 2015. Any potential impact on total enrollment would not occur until the FIES students from the expansion of the program have graduated, and would depend on the Brazilian government's commitment to the FIES program. In addition, the Brazilian government reduced the frequency of payments to participating institutions during 2015.

Distance education. Distance Education, or Educação à Distância (“EaD”) in Brazil, is regulated by the LDB. The law defines EaD as an educational modality in which the didactic and pedagogical measurement in teaching and learning processes occur with the use of media, information and communication technologies, with students and teachers developing educational activities at different places and/or times.

EaD programs can be offered at different levels and types of higher education, like professional education, including technical, medium and technological level of higher education, higher education, covering continuing education programs, undergraduate, specialization, masters and PhD. EaD programs may only be offered by HEI that are regularly accredited by the MEC. The accreditation request and respective renewal for EaD programs is separate from the accreditation process for the in-person programs delivered by the HEI.

Universities and university centers accredited to offer EaD programs may create, organize and extinguish courses or higher education programs, upon notice to MEC, and the courses or programs created can only be offered within the limits of the scope defined in the HEI's accreditation act. Colleges (faculdades), must request MEC authorization to offer each specific EaD program.

The list of requirements for accreditation in the federal education system comprehends physical infrastructure, academic facilities, and details the characteristics and equipment for the library and laboratory operations, along with the accessibility plan and priority seating. Once issued, the EaD accreditation license issued by MEC defines the scope of the HEI's EaD operations in the country, and any expansion beyond the licensed area may only occur with specific MEC permission. The HEI accreditation for the provision of EaD programs is valid for the evaluation cycle term and is renewable.

EaD programs must be designed with the same duration as their respective in-person course programs. Moreover, the EaD regulatory scheme requires that the HEI perform some aspects in-person as follows: (i) student assessments; (ii) compulsory trainee programs, when provided for in the relevant legislation; (iii) dissertation defense for course completion, when provided for in the relevant legislation; and (iv) activities related to teaching laboratories, where applicable. The in-person events must be performed at the HEI's campus or at a specific, brick and mortar learning center duly accredited for this purpose, referred to as a “polo.”

It is also noteworthy that the HEI offering EaD programs, particularly the polos, are subject to inspection by the MEC at any time. Those inspections aim to demonstrate whether those HEI are compliant with legal and regulatory requirements. In the event of any irregularity not corrected within the given deadlines, the HEI may be subject to certain penalties, including disqualification.

EaD certificates or diplomas issued by accredited HEI have national validity with the same force and effect as those certificates or diplomas issued for the completion of in-person programs.

Chilean Regulation

The Political Constitution of the Republic of Chile guarantees every individual's right to education and sets forth the state's obligation to promote the development of education at all levels. It also provides for liberty in teaching, which includes the right to open, organize and maintain educational institutions, providing that a Constitutional Organic Law, which requires a super-majority vote in the Chilean Congress, must establish the requirements for the official recognition of educational institutions.

The General Law on Education sets forth the requirements and the procedure for the official recognition of educational institutions, providing for an educational system that is mixed in nature, including a form of education owned and managed by the state and its bodies and another one that is privately provided. The principles that inspire the Chilean educational system include those of universality, by virtue of which education should be affordable to all individuals, quality of education, and respect for and promotion of the autonomy of the educational institutions, within the framework of the laws governing them.

In the case of higher education, the law provides a licensing system for new institutions that, once completed, makes it possible for these institutions to achieve full autonomy. This autonomy consists of every higher education institution's right to govern itself, as provided in its bylaws, in all matters regarding the fulfillment of its purpose, and encompasses academic, economic and administrative autonomy. Academic autonomy includes the higher education entities' power to decide by themselves the manner in which their teaching, research and extension functions will be fulfilled and the establishment of their curricula and programs. Economic autonomy makes it possible for those establishments to manage their resources to fulfill their goals pursuant to their bylaws and the laws, while administrative autonomy empowers each higher education establishment to organize its operation in the form deemed most appropriate in accordance with its bylaws and the relevant laws.

The Ministry of Education ("MINEDUC") is the department of state in charge of promoting the development of education at all levels. Its functions include those of proposing and assessing the policies and plans for educational and cultural development, assigning the necessary resources for the conduct of educational and cultural extension activities, evaluating the development of education, discussing and proposing general norms applicable to the sector and overseeing their enforcement, granting official recognition to educational institutions, supervising the activities of its dependent units and fulfilling the other functions assigned by the law.

The MINEDUC's Higher Education Division is the unit in charge of overseeing compliance with the legal and regulatory norms that govern higher education, of providing advice on the proposal of policies at this level of education and of establishing institutional relations with the officially recognized higher education institutions.

The National Education Council (*Consejo Nacional de Educación*) is an autonomous entity composed of ten members who must be academicians, professors or professionals with an outstanding career in teaching and educational management and whose functions, regarding higher education, consist of:

- managing the license-granting system for new institutions;
- deciding on institutional projects submitted by institutions for the purpose of their official recognition;
- verifying the development of institutional projects of the institutions that have been approved;

- establishing selective examination systems for the subjects or courses of study delivered by the higher education institutions subject to license-granting processes in order to evaluate compliance with the curricula and programs and the performance of students;
- requesting from the MINEDUC, on a supported basis, the revocation of official recognition of the universities, professional institutes and technical training centers under the license-granting process;
- managing the revocation process of higher education institutions;
- assisting the MINEDUC in the management of the shutdown processes of autonomous higher education institutions, especially as to the process of awarding diplomas and degrees to students who are in the course of their education at the time of shutdown; and
- serving as an appeals body for decisions of the National Accreditation Commission.

The National Accreditation Commission (*Comisión Nacional de Acreditación*) is an autonomous entity, the function of which is to verify and promote the quality of the autonomous universities, professional institutes and technical training centers and of the courses of study and programs offered by them. In particular, the National Accreditation Commission is required to deliver an opinion on the institutional accreditation of higher education institutions, authorize the private agencies in charge of accreditation of courses of study and undergraduate programs and bachelor programs and specialty programs in the area of health, and supervise their operation.

The Managing Commission of the Credit System for Higher Education Studies (*Comisión Administradora del Sistema de Créditos para Estudios Superiores*) is an entity whose functions include defining and assessing policies for the development and implementation of financing arrangements for higher education studies, entering into and proposing modifications to any necessary agreements with both domestic and foreign public and private financing entities and implementing those arrangements, and defining and evaluating the policies for higher education loans guaranteed by the state.

Organization and recognition of higher education institutions. The law recognizes state-owned higher education institutions, which may only be created by a law, and private institutions that must be organized in accordance with provisions contained in the law. The Chilean legislation provides that the state will officially recognize the following higher education institutions:

- *Universities:* Universities may grant professional certificates and all kinds of academic degrees, including graduate certificates, bachelor's degrees and Ph.Ds. Universities are the only institutions entitled to grant professional certificates with respect to which the law requires having previously obtained a bachelor's degree.
- *Professional Institutes:* Professional institutes may only confer professional certificates of the type that do not require a bachelor's degree, and technical certificates of a superior level to those students who have completed programs of at least 1,600 class hours without receiving a bachelor's degree.
- *Technical Training Centers:* Technical training centers may only confer a technical certificate of a superior level to those students who have completed programs of at least 1,600 class hours.
- Educational institutions of the armed forces and police.

Private universities must be created in accordance with the procedures set forth by law, and must always be not-for-profit entities in order to be officially recognized.

Private professional institutes and technical training centers may be created by any individual or legal entity, they may be organized as for-profit or not-for-profit entities, and their sole purpose must be the creation, organization and maintenance of a professional institute or technical training center.

In order to be officially recognized, universities, professional institutes and technical training centers must have the necessary teaching, didactic, economic, financial and physical resources to offer the academic degrees, professional certificates or technical certificates, as appropriate, which must be certified by the National Education Council. Additionally, these institutions must have a certification granted by the National Education Council evidencing that the entity has had both its institutional project and its academic programs approved and that it will have the progressive verification of its institutional development performed. Higher education institutions may only start their teaching activities once the official recognition has been granted.

The official recognition of a higher education institution may be revoked and, in the case of universities, their legal existence may be revoked through a supported Statutory Decree of the MINEDUC, after a decision of the National Education Council adopted by the majority of its members in a meeting called for that sole purpose and after hearing the affected party, if that party (i) fails to comply with the objectives set forth in its bylaws, (ii) conducts activities contrary to morals, public order, good customs or national security, (iii) commits gross violations of its bylaws, or (iv) ceases to confer professional certificates to its graduates.

The law provides for a system of license grants to higher education institutions, which includes the approval of institutional project and the evaluation, progress and materialization of its educational project for a period of no less than six years, at the end of which they may become fully autonomous.

National system of quality assurance in higher education. The law provides for a system of quality assurance in higher education that includes a system of institutional accreditation that consists of a process of analysis of existing mechanisms within the autonomous higher education institutions to guarantee their quality, bearing in mind both the existence of those mechanisms and their application and results, and a process of accreditation of courses of study or programs, consisting of a process of verification of the quality of the courses of study or programs offered by the autonomous higher education institutions, on the basis of their declared purposes and the criteria set forth by the respective academic and professional communities.

Both the institutional accreditation and the accreditation of courses of study and undergraduate programs are voluntary, except that the courses of study and academic programs leading to the professional degrees of Surgeon, Elementary Education Teacher, Secondary Education Teacher, Differential Education Teacher and Nursery School Teacher are subject to mandatory accreditation.

The institutional accreditation is filed with the National Accreditation Commission, whereas the accreditation of courses of study and undergraduate programs can be performed by domestic, foreign or international accreditation entities authorized by the National Accreditation Commission.

Tax benefits. Chilean universities recognized by the state, and the associations, corporations, partnerships and foundations that are created, organized or maintained by those universities, are exempted from paying tax on the income arising exclusively from their educational activities. Likewise, educational institutions are exempted from paying value-added tax, an exemption that is limited to the revenues arising from their teaching activities. Additionally, universities are exempted from paying withholding taxes for payments made abroad. There are also specific tax benefits for donations made to universities.

Financing. The Chilean state contributes to the direct financing of universities existing as of December 31, 1980 by means of contributions from the state. In addition, all universities, professional institutes and technical training centers recognized as higher education institutions receive an indirect contribution from the state, which is distributed on the basis of the scores obtained in the university admission test by the students enrolled in each higher education institution.

Under the CAE Program, the state guarantees up to 90% of the principal plus interest on loans granted by financial institutions to students of higher education at autonomous, accredited institutions officially recognized by the state that select their first-year students on the basis of the score obtained in the university admission test and that use the aforesaid indirect contribution by the state exclusively for institutional development purposes.

The NMS program supports access to vocational and technical education for students in the lowest 70% who met or exceeded certain academic standards by providing annual scholarships (i) under NMS I in amounts up to CLP 600,000; (ii) under NMS II in amounts up to CLP 850,000 per year for students who come from the first five income deciles if the tech/voc institution in which they are enrolled is organized as a not-for-profit legal entity or, if the tech/voc institution is not so organized, the institution has stated in writing its intention to become a not-for-profit entity and to be accredited; and (iii) under NMS III in amounts up to CLP 900,000 per year, provided that such students and the institution in which they enroll meet the requirements for NMS II and the tech/voc institution was, on December 31, 2015, accredited for four years or more.

Recent developments. Because of an ongoing controversy in Chile with respect to the quality of higher education and compliance with the regulations applicable to higher education institutions, since July 2011 several reforms have been promoted by the Chilean government. Some of these reforms were approved during the previous administration, such as amendments to the CAE Program reducing from 6% to 2% per annum the interest rate that CAE debtors must pay, limiting principal and interest payments under that program to 10% of a debtor's monthly income, and providing for the termination of the debt after a 180-month period.

Other legislative reforms were promoted by members of the previous Chilean Congress but were not supported by the previous Chilean government, including proposals to restrict related party transactions between higher education institutions and entities that control them. In November and December 2013, Chile held national elections. The presidential election was won by former president Michelle Bachelet, who assumed office on March 11, 2014, and a political coalition led by Ms. Bachelet won the elections for both houses of the Chilean Congress, in each case for four years beginning on March 11, 2014. Although the election platform of the new government mentioned that stronger regulation of higher education was required, it did not contain specific commitments with respect to the abovementioned reforms, other than the creation of a special agency to oversee higher education institutions' compliance with law and regulations. In the second quarter of 2014, the new government announced the withdrawal of all of the prior administration's higher education proposals and its intent to submit new bills to the Chilean Congress.

In December 2014, the Chilean Congress adopted the Provisional Administrator Law, which provides for the appointment of a provisional administrator or closing administrator to handle the affairs of failing universities or universities found to have breached their bylaws. In addition, the Chilean Congress has approved legislation that would permit, but not require, universities and technical/vocational institutes to include in their bylaws provisions contemplating the participation of students, professors and employees in the governance of the institution.

On November 27, 2015, the Chilean Congress passed the 2016 Budget Law. By means of the 2016 Budget Law, the administration sought to implement a policy to grant free access to higher education to students from the first five income deciles who attend certain universities or tech/voc institutions. For university students, the Budget Law would have required them to be enrolled in universities that either are members of the CRUCH or are private universities that are not members of the CRUCH that, on September 30, 2015, met the following requirements: (a) being accredited for four years or more; (b) not being related to for-profit legal entities; and (c) having a representative of the students or non-academic personnel as a member of their governing body. For tech/voc students, the 2016 Budget Law would have required them to be enrolled in institutions organized as not-for-profit legal entities that were accredited for four or more years.

On December 21, 2015, the CT declared portions of the 2016 Budget Law dealing with higher education institutions to be unconstitutional, in particular those portions that would require students to attend institutions with specific characteristics in order to obtain free tuition as, under the Chilean Constitution, that would constitute arbitrary discrimination affecting students who are in the same economic condition.

Before the CT published the text of its decision, the administration submitted the Short Law to the Chilean Congress. The Short Law was approved by Congress two days after its submission, on December 23, 2015, and published on December 26, 2015. The Short Law is effective only during 2016 and was not subject to a constitutional challenge.

Under the Short Law, for university students to be eligible for free tuition, they had to come from the first five income deciles and enroll either in a State-owned university or in a private university that on December 27, 2015 was accredited for at least four years and controlled by individuals or not-for-profit legal entities. The Short Law excluded tech/voc students from eligibility for free tuition in 2016. However, the Short Law provided that free tuition for tech/voc students would be implemented within three years provided that they attend tech/voc institutions that are accredited for at least four years and are organized as not-for-profit legal entities. The Short Law provided that tech/voc institutions that were organized as for-profit entities should, not later than December 27, 2015, state their intention to reorganize as not-for-profit entities in order to be eligible to participate in NMS II and NMS III.

For the period between the effective date of the Short Law and such time as students at tech/voc institutions become eligible to participate in the free tuition program, the Short Law modified the allocations of the NMS. The Short Law divided this scholarship program into three parts: (i) NMS I, which grants students who meet certain personal conditions scholarships of up to CLP 600,000 per year; (ii) NMS II, which grants students scholarships of up to CLP 850,000 per year, provided the students come from the first five income deciles and the tech/voc institution in which they are enrolled is organized as a not-for-profit legal entity or, if the tech/voc institution is not so organized, the institution has stated in writing its intention to become a not-for-profit entity and to be accredited; and (iii) NMS III, which grants students scholarships of up to CLP 900,000 per year, provided that such students and the institution in which they enroll meet the requirements for NMS II and the tech/voc institution was, on December 31, 2015, accredited for four years or more.

The Chilean universities and tech/voc institutions in the *Laureate International Universities* network did not meet each of these tests, so students at these institutions are not eligible for free tuition or NMS II or NMS III scholarships under the Short Law.

On November 11, 2016, the Chilean Congress passed the 2017 Budget Law. The 2017 Budget Law included changes to the policies for granting free access to higher education and scholarships to students from the first five and seven income deciles who attend certain universities or tech/voc institutions.

For university students, the 2017 Budget Law provides for free access to higher education with the same requirements as were in the 2016 Budget Law but adds the requirement that eligible universities have a minimum of 80% of their newly enrolled students with an average result from the national university admissions examination, high school grades and high school rankings above a specified level, and have a transparent admission system that must have been published on the institution's website by December 1, 2016. For tech/voc institutions, the 2017 Budget Law provides for eligibility for free access for students if they are enrolled in institutions (i) organized as not-for-profit legal entities or as for-profit legal entities that have filed for transformation to not-for-profit legal entities under the "Transformation Law" passed by the Chilean Congress on November 16, 2016, before December 15, 2016, (ii) accredited for four years or more as of December 23, 2016, (iii) having as controllers not-for-profit legal entities or natural persons, (iv) having stated their intention to participate in the

free access system before December 15, 2016, and (v) having a transparent admission system that must have been published on the institution's website by December 1, 2016.

The 2017 Budget Law also modified the allocations of the BS Program. The BS Program supports access to higher education for university students coming from one of the first seven income deciles and covers the full amount of tuition up to an amount authorized by the government. Historically, the BS Program solely benefited students of CRUCH universities. The 2017 Budget Law terminated the differentiation between CRUCH and non-CRUCH universities for eligibility for the BS Program. Thus, for 2017, 3,500 BS Program scholarships will be granted to students at non-CRUCH universities and 3,500 additional BS Program scholarships will be granted to students at non-CRUCH universities in 2018. By 2019, the government promises to have an equal BS Program scholarship policy for all universities, whether CRUCH or non-CRUCH. Students may apply for a BS Program scholarship if their university is accredited for at least four years and if 80% of the university's newly enrolled students have an average result from the national university admissions examination, high school grades and high school rankings above a specified level.

Under the 2017 Budget Law, the NMS II and NMS III are available to all students enrolled in a tech/voc institution, whether for-profit or not-for-profit: (i) NMS II in an amount of CLP 860,000 per year, or up to the effective government-approved tuition fee if it is less than that amount, for students who come from the first five income deciles with an average high school grade of 5.0 and the tech/voc institution in which they are enrolled being accredited for at least three years; and (ii) NMS III, in an amount up to CLP 900,000 per year, or up to the effective government-approved tuition fee if it is less than that amount, provided that such students and the institution in which they enroll meet the requirements for NMS II and the tech/voc institution was, on December 31, 2016, accredited for four years or more. The NMS III scholarship will last until the tax benefit established in the Transformation Law for tech/voc institutions ends.

Finally, under the 2017 Budget Law, the Comptroller General will be in charge of overseeing the use of the public resources in higher education.

In April 2016, the Chilean Congress made reforms to specific career disciplines, including pedagogy. Law 20,903 created the teaching professional development system (*Sistema de Desarrollo Profesional Docente*), which aims to improve the quality of training for those who choose to study pedagogy by setting new program admission requirements and mandatory institutional accreditation standards for pedagogy career programs. As these changes have only taken effect in 2017, their impact cannot yet be determined; however, the Chilean universities in the *Laureate International Universities* network are preparing to adjust to the new regime and will be monitoring the effects on their pedagogy programs.

On July 4, 2016, the Chilean President submitted to the Chilean Congress a bill (the "Higher Education Bill") that, if approved, would change the entire regulatory landscape of higher education in Chile, as it would amend and/or replace most of the currently applicable legislation, including repealing the current laws governing universities, professional institutes and technical training centers. The changes contemplated in the Higher Education Bill that are most relevant to us are:

- (1) The creation of an Undersecretary of Higher Education, which would replace and be the legal successor to the current Higher Education Division of the MINEDUC and whose functions would be: (i) to propose to the MINEDUC policies on higher education, including policies on access, inclusion, retention and graduation of higher education students, on the promotion, development, support and continuous improvement of the quality of higher education institutions and their relationship with the needs of the country, and on the allocation of public funds; (ii) to manage the procedures relating to the granting and revocation of the official recognition of higher education institutions; (iii) to take custody of the academic records of higher education institutions that have lost their official recognition; (iv) to manage

the Common Access System for Higher Education Institutions; (v) to manage the National Higher Education Information System; (vi) to coordinate the various public institutions and services that have authority on higher education matters; (vii) to establish coordination mechanisms for the members of the boards of directors of state-owned universities who are appointed by the President; (viii) to generate and coordinate with regional and local governments instances of participation and dialogue with and among higher education institutions as well as the collaboration and transfer of best practices among them, and between such institutions and secondary schools; (ix) to develop studies on the higher education system; (x) to maintain a registry of higher education institutions with access to public funding; and (xi) to have any other function that the law may assign to it.

- (2) The creation of a new Common Access System for Higher Education Institutions, to be managed by the Undersecretary of Higher Education, which would establish the process and mechanisms for the application, admission and selection of undergraduate students, and which would be mandatory at all higher education institutions that receive public funding through the MINEDUC.
- (3) The creation of a National Higher Education Information System, to be managed by the Undersecretary of Higher Education, which would include, among other things, information about students, enrollment, faculty, resources, infrastructure and results of the academic process at higher education institutions; about the nature of the higher education institutions, their members and individuals that are part of their administrative bodies; about the financial condition and solvency of higher education institutions, including their annual audited financial statements; and information about related party transactions. Both the Superintendence of Higher Education and the Higher Education Quality Council would provide all information they receive from higher education institutions to the Undersecretary of Higher Education to be included in the National Higher Education Information System.
- (4) The creation of a new National System of Quality Assurance of Higher Education, to be established by the MINEDUC through the Undersecretary of Higher Education, the National Education Council, the Higher Education Quality Council and the Superintendence of Higher Education, the functions of which, among others, would be to: (i) develop policies to promote quality, suitability, articulation, inclusion and equality in the execution of the duties of higher education institutions; (ii) license new higher education institutions; (iii) provide the institutional accreditation of autonomous higher education institutions; and (iv) enforce the compliance of higher education institutions with the rules applicable to higher education and the legality of the use of their resources, supervise their administrative and financial feasibility, and their academic commitments to students.

The Higher Education Quality Council, whose purpose would be to evaluate, accredit and promote the quality of autonomous higher education institutions and of the careers and study programs they offer, and which would be responsible for executing the institutional accreditation processes and undergraduate and graduate career and study programs accreditation processes, would be composed of 11 directors, nine of which would be appointed by the President of the Republic. The functions of the Higher Education Quality Council would include: (i) managing and resolving the accreditation processes; (ii) proposing the quality criteria and standards for institutional accreditation and accreditation of undergraduate and graduate careers and study programs to the MINEDUC; (iii) maintaining public information systems that contain relevant decisions regarding the different accreditation processes; (iv) executing and promoting actions for continuous improvement of the quality of higher education institutions; (v) keeping a registry of peer reviewers who are part of the accreditation process; (vi) training peer reviewers; and (vii) submitting data to the National Higher Education Information System.

Under the National System of Quality Assurance of Higher Education, institutional accreditation would be mandatory for all autonomous higher education institutions and would consist of the evaluation and verification of compliance with quality standards, as well as the analysis of internal mechanisms for quality assurance, considering both their existence and their application and results, and their alignment with the mission and purpose of higher education institutions. All institutional accreditations would last for eight years. The accreditation process would include the evaluation, for all campuses and for the undergraduate careers and programs selected by the board of the Higher Education Quality Council, of the management and institutional resources, internal quality assurance, teaching and results of the education process, generation of knowledge, creation and innovation, and association with the environment, of the respective higher educational institutions. Accredited institutions would be classified under one of three different categories. Category C institutions would need to obtain prior approval of the Higher Education Quality Council to open new campuses or programs, while Category B institutions would need to obtain such approval only to open careers or programs in a field of knowledge not regularly offered by the institution or which has not been offered in the last two years, and Category A institutions would not need to obtain any approval to open new campuses, careers or programs.

The bill also provides that certain careers and study programs, i.e., medical and education programs, as well as doctorate-level programs be mandatorily accredited.

Accreditation decisions would not be appealable although reconsideration could be sought before the Higher Education Quality Council not later than 15 days after the notification of decision.

- (5) The creation of a Superintendence of Higher Education, whose purpose is to enforce and monitor compliance with the legal and regulatory provisions that govern higher education, as well as the legality of the use of resources by higher education institutions and to supervise their financial feasibility. Its functions and powers would be, among others, to: (i) enforce compliance with the law by higher education institutions, their organizers, controllers, members, associates, partners, owners, founders, legal representatives and board members; (ii) ensure that the requirements or conditions that resulted in official recognition of the higher education institutions are maintained; (iii) supervise the financial feasibility of higher education institutions; (iv) ensure the legality of the use of resources of higher education institutions; (v) ensure that higher education institutions comply with the terms, conditions, and modalities of the academic commitments undertaken with students; (vi) arrange and conduct audits of higher education institutions; (vii) visit the academic and administrative establishments and offices of higher education institutions and of the institutions' organizers that are related to the management of the respective institution in order to carry out the functions assigned to the Superintendence, accessing any documents, books or information required for the purposes of enforcement, and reviewing all the transactions, assets, books, accounts, files and, in general, any documents or information it deems necessary for the supervision of the individuals or institutions inspected and of the third parties with which they interact; (viii) require pertinent information needed for it to fulfill its duties to be provided to it by inspectors and inspecting institutions and related third parties, and by any relevant government entities; (ix) summon organizers, controllers, members, associates, partners, owners, founders, legal representatives, board members or employees of the inspected institutions, or of those who exercise those positions at related institutions, and any other person who has entered into an agreements of any kind with the above, to testify before it, and summon witnesses to provide any information it deems necessary to fulfill its duties; (x) respond to inquiries submitted to it within the scope of its powers, receive and resolve claims, and mediate claims, when applicable; (xi) investigate and resolve complaints that arise; (xii) bring charges, process them, adopt provisional measures, and resolve the proceedings

underway regarding any infraction that comes to its attention; (xiii) apply penalties in accordance with the law; (xiv) apply and provide administrative interpretations of the applicable law, and issue general instructions to the sector subject to its enforcement; (xv) send information brought to its attention in the exercise of its duties and powers to the Higher Education Quality Council when such information indicates violations within the scope of the matters it regulates; (xvi) remit information brought to its attention in the exercise of its duties to the Public Prosecutor when such information indicates that a crime has been committed; (xvii) manage the information it compiles in the exercise of its duties, in a coordinated effort with the Undersecretary of Higher Education, for adequate development of the National Higher Education Information System; (xviii) reach agreements with other public services regarding electronic transfers of information to facilitate execution of their functions; (xix) generate indexes, statistics and studies with the information delivered by the institutions it inspects, and produce publications within the scope of its powers; and (xx) provide technical advisory services to the MINEDUC and other entities within the scope of its powers.

Sanctions imposed by the Superintendence of Higher Education would be appealable to the courts.

Higher education institutions would be required to provide to the Superintendence of Higher Education the following information: (i) their audited consolidated annual financial statements and any information about any fact that may significantly affect its financial condition; (ii) a list of their partners or members, and of any individuals exercising executive functions; (iii) information about related party transactions; (iv) information about tax-exempt donations; and (v) a list of entities in which the institution holds an interest of more than 10% and of not-for-profit entities in which it is entitled to appoint at least one board member.

- (6) New regulations applicable to not-for-profit educational institutions (including universities) that would: (i) provide that their controllers and members can only be individuals, other not-for-profits or state-owned entities; (ii) create the obligation to use their resources and reinvest their surplus or profits in the pursuit of their objectives and in enhancing the quality of the education they provide; (iii) create the obligation to have a board of directors, which cannot delegate its functions, and whose members cannot be removed unless approved by the majority of the board and for serious reasons; and (iv) prohibit related party transactions with their founders, controllers, members of the board, rector and their relatives or related entities, unless the counterparty to the transaction is another not-for-profit entity, and establish regulations for other related party transactions which include the need for them to be under market conditions and approved by the board.
- (7) A new system to provide public funding to higher education institutions and free higher education to certain students. Under the new system, all licensed higher education institutions would be eligible to receive public “institutional funding for gratuity” as long as they complied with the following requirements: (i) accreditation; (ii) not-for-profit or state-owned; (iii) be part of the Common Access System for Higher Education Institutions; and (iv) apply policies approved by the Undersecretary of Higher Education that permit fair student access and implement vulnerable student support programs that promote their retention, providing that at least 20% of the total admissions of the university are granted to students from homes within the country’s four lowest-income deciles. The institutions that would be part of the public funding system would be subject to regulation of fees charged which would be set by the Undersecretary of Higher Education.

We are currently evaluating the effect the proposed Higher Education Bill would have on the Chilean institutions in the *Laureate International Universities* network if it is adopted in the form introduced in the Chilean Congress. We cannot predict whether or not the proposed Higher Education Bill will be adopted in this form, or if any higher education legislation will be adopted that would affect

the institutions in the *Laureate International Universities* network. However, if any such legislation is adopted, it could have a material adverse effect on our results of operations and financial condition.

In June 2012, an investigative committee of the Chilean Chamber of Deputies issued a preliminary report on the Chilean higher education system alleging that certain universities, including the three universities that Laureate controls in Chile, have not complied with the requirements of Chilean law that universities be not-for-profit. Among the irregularities cited in the report are high salaries to board members or top executives, outsourcing of services to related parties, and that universities are being bought and sold by foreign and economic groups. The investigative committee referred its report to the MINEDUC and to the Public Prosecutor of Chile to determine whether there has been any violation of the law. The Public Prosecutor appointed a regional prosecutor to investigate whether any criminal charges should be brought for alleged violations of the laws on higher education and, more than three years later, no charges have been brought by the regional prosecutor against any institutions in the *Laureate International Universities* network. On July 19, 2012, the Chilean Chamber of Deputies rejected the report of the investigative committee. In December 2012, in light of the criminal prosecution of the former president of the National Accreditation Commission for alleged bribery, the Chilean Chamber of Deputies mandated its Education Commission to be an investigative committee regarding the functioning of the National Accreditation Commission, especially with respect to compliance with the National Accreditation Commission's duty to oversee higher education entities. The Education Commission delivered a report, which was approved by the Chamber of Deputies on October 1, 2013, containing several recommendations to improve regulation of the higher education accreditation system. Additionally, the Chilean Chamber of Deputies approved the creation of a special investigative committee to resume the investigation of higher education performed by the investigative committee that issued the June 2012 report that was previously rejected by the Chamber of Deputies. On January 15, 2014, that investigative committee approved a new report recommending, among other things, improvements to the Chilean higher education system regulations, amendments to the higher education financing system, particularly the CAE Program, imposition of criminal penalties for violation of the requirement that universities be not-for-profit, and support of legislation that would prohibit related party transactions, prohibit the transfer of control of universities, and require universities to have independent board members. The report was approved by the full Chamber of Deputies on April 1, 2014.

On February 18, 2014, the MINEDUC disclosed that on November 15, 2013 and February 11, 2014, it had initiated internal investigations into UDLA Chile and UNAB, respectively. The investigations were initiated upon referrals from the National Education Council and the National Accreditation Commission, which had conveyed to the MINEDUC their concerns regarding certain agreements entered into by UDLA Chile and UNAB with their controlling entities, including concerns about the amount and real use made by the universities of the services provided under those agreements. The investigations are an initial step by the MINEDUC to determine whether the Ministry should begin formal sanction proceedings against the universities. The MINEDUC also disclosed that it had delivered relevant documentation on the matter to the Public Prosecutor. In January 2016, the MINEDUC announced that it had closed the investigation into UNAB.

In May 2014, SII instituted an audit of UVM Chile, UNAB and UDLA Chile questioning whether they had regularly paid their taxes as non-profit entities for the period 2011 to 2014, specifically in relation to their financial dealings with Laureate, for-profit entities. Any non-compliance with the non-profit laws would subject them to the payment of additional taxes and penalties. As of August 2015, SII had notified all three institutions that its audit detected "no differences" in the taxes paid and the taxes owed, and provided a written closure letter to each of the institutions. In December 2016, SII notified separately UDLA Chile and UNAB that as part of the general audit program called "Auditoria Integral a Universidades," it was requesting supporting documentation from them for the tax periods between November 2013 and October 2016. Each institution will submit responsive documents that

support taxes paid related to its revenues and expenses, including to the extent such revenues and expenses involve financial dealings with Laureate for-profit entities.

In June 2016, the MINEDUC notified UNAB that it was opening an investigation into possible violations of the not-for-profit nature of UNAB. In September 2016, the MINEDUC notified UVM Chile that it was opening a similar investigation of UVM Chile. Each of the institutions continues to be responsive to the MINEDUC's requests as part of these investigations. Each investigation will be conducted by an investigator appointed by the MINEDUC under the Provisional Administrator Law, and both UNAB and UVM Chile have been advised that the investigations will last at least six months. Procedural safeguards in the investigation process include notice, the right to present written statements and evidence, and the requirement that the decision be based on the formal record. Under the Provisional Administrator Law, at the end of the investigation the MINEDUC can either close the investigation or issue a report imposing one of the following measures: (i) ordering a recovery plan for the investigated institution, should the MINEDUC verify severe breaches of the institution's financial, administrative, labor or academic commitments; (ii) with the prior consent of the National Education Council, naming a provisional administrator for the institution if the MINEDUC determines that (a) there are serious risks to the administrative or financial viability of the institution that may affect the continuity of its educational programs, (b) there are serious and recurring breaches of the academic commitments of the institution to its students due to a lack of educational or teaching resources available to grant professional or technical degrees, (c) it is impossible for the institution to maintain its academic functions due to sanctions, injunctions or foreclosures affecting the institution, its campuses or its assets, (d) the institution is declared bankrupt or (e) a recovery plan pursuant to (i) above has not been presented, has been rejected or has been breached by the institution; or (iii) initiating a process to revoke the institution's license, in which case it would name a closing administrator. If the MINEDUC were to impose any sanctions, UNAB or UVM Chile, as the case may be, would have several routes to appeal or challenge that decision, both within the MINEDUC and in the courts or other governmental bodies. UNAB and UVM Chile are cooperating with the investigation.

Mexican Regulation

Mexican law provides that private entities are entitled to render education services in accordance with applicable legal provisions. These provisions regulate the education services rendered by the federal government, the states and private entities and contain guidelines for the allocation of the higher education role among the federal government, the states and the municipalities, including their respective economic contributions in order to jointly participate in the development and coordination of higher education.

There are three levels of regulation in Mexico: federal; state; and municipal. The federal authority is the Federal Ministry of Public Education (*Secretaría de Educación Pública*). Each of the 31 states and the Federal District has the right to establish a local Ministry of Education, and each municipality of each state may establish a municipal education authority that only has authority to advertise and promote educational services and/or activities. Additionally, since February 26, 2013, the National Institute for the Evaluation of Educational Services (*Instituto Nacional para la Evaluación de la Educación*) is in charge of, among other things, evaluating the quality of the study plans and programs for Basic and Mid-Superior education services (as further described below).

Some functions are exclusive to the Federal Ministry of Education such as the establishment of study plans and programs for Basic and Mid-Superior education services. Other functions are exclusive to the state Ministries of Education such as the coordination and administration of the local registry of students, teachers, education institutions and schools. There are also concurrent functions such as the granting and withdrawal of governmental recognition of validity of studies (*Reconocimiento de Validez Oficial de Estudios*) (“*REVOEs*,” for its acronym in Spanish).

The General Law on Education (*Ley General de Educación*) in Mexico classifies studies in the following three categories: (i) Basic Education, which includes pre-school (kindergarten), elementary school and junior high school (*secundaria*); (ii) Mid-Superior Education, which includes high school (*preparatoria*) and equivalent studies, as well as professional education that does not consider *preparatoria* as a prerequisite; and (iii) Superior Education, which includes the studies taught after *preparatoria*, including undergraduate school (*licenciatura*), specialties (*especialidades*), masters studies, doctorate studies and studies for teachers (*educación normal*).

The General Law on Education provides that in order for private entities to be able to provide Basic Education Services and studies for teachers (*educación normal*), a prior governmental authorization is required (the “*Authorization*”). For other studies, including Mid-Superior and Superior Education Services, no prior governmental authorization is required. However, if the private entities desire to provide Mid-Superior and Superior Education Services, and want those studies to be integrated into the federal and/or local public educational system, they must obtain a REVOE by the federal and/or local Ministry of Education, respectively.

The REVOEs are issued by the Federal Ministry of Education under the General Law on Education, or by any of the state Ministries of Education under the applicable state law. REVOEs are granted for each program taught in each campus. If there is a change in the program or in the campus in which it is taught, the entity will need to get a new REVOE.

The Federal Ministry of Education has issued a set of general resolutions (*Acuerdos*) that regulate the general requirements for obtaining REVOEs. The main *Acuerdos* are (i) *Acuerdo 243* issued on May 27, 1998 to set the general guidelines for obtaining an Authorization or REVOE, and (ii) *Acuerdo 279* issued on July 10, 2000 to set the procedures related to REVOEs for Superior Education studies. The Federal Ministry of Education recommends to the local Ministries of Education the adoption and inclusion of the provisions contained in *Acuerdo 243* and *Acuerdo 279* in the local Law on Education and other applicable local laws and regulations.

In general terms, federal and state laws in Mexico provide for three requirements for granting REVOEs:

- personnel that have adequate qualifications to render education services and that comply with the appropriate administrative requirements;
- facilities that meet the hygiene, security and pedagogic conditions determined by the authority; and
- studies, plans and programs that the authority considers appropriate.

Depending on each state, other requirements may apply, for example, that private institutions that provide educational services with REVOEs need to be registered with the corresponding local authorities.

Acuerdo 279 regulates in detail the provisions contained under the General Law on Education to grant REVOEs for Superior Education studies, regarding faculty, plans and programs of studies, inspection visits, procedures, etc. *Acuerdo 279* provides that the faculty that participate in programs taught by private institutions must be full-time faculty or faculty retained by subject. *Acuerdo 279* regulates the qualifications that the faculty members have to meet depending on whether they are full-time or part-time, and provides that a minimum percentage of courses need to be taught by full-time faculty, which percentage depends on the type of program taught.

Acuerdo 279 also provides that private institutions that provide Superior Education services in accordance with presidential decrees or secretarial resolutions (*acuerdos secretariales*) issued specifically to them may maintain the obligations provided to them thereunder and may function under the provisions of *Acuerdo 279* to the extent the provisions of this latter *Acuerdo* benefit them. Currently, Universidad Tecnológica de México, S.C. and Universidad del Valle de México, S.C. have secretarial resolutions that were issued in their favor before the issuance of *Acuerdo 279*. The obligations

contained in these secretarial resolutions generally conform to the obligations provided under *Acuerdo 279*.

The regulatory authorities are entitled to conduct inspection visits to the facilities of educational institutions to verify compliance with applicable legal provisions. Failure to comply with applicable legal provisions may result in the imposition of fines, in the cancellation of the applicable REVOE and in the closure of the education facilities.

Private institutions with REVOEs are required to grant a minimum percentage of scholarships to students. *Acuerdo 279* provides that private institutions grant scholarships to at least five percent of the total students registered during each academic term. Scholarships consist, in whole or in part, of payment of the registration and tuition fees established by the educational institution. The granting of scholarships has to be provided for in the internal regulations of the educational institution, which regulations must provide:

- authority of the institution that will coordinate the application and supervision of the compliance with the applicable provisions;
- terms and procedures for the expedition and dissemination of the scholarships grant;
- requirements with which the applicants of scholarships will have to comply;
- types of scholarships offered;
- procedures for the delivery of results; and
- conditions to maintain and to cancel scholarships.

Acuerdo 279 provides for the minimum percentage of courses that must be taught by full-time faculty. Private education institutions that do not meet the minimum requirements must submit to the education authority, for approval, a detailed justification in that regard making reference to the area of knowledge of the plan of studies, level thereof, education mode, general purpose of the plan and educational model proposed for the referenced studies. In addition, for masters studies focused in research, the university must have at least one full-time active investigator for every 25 students and for doctorate studies, must have at least one full-time active investigator for every ten students.

Private entities may also obtain the recognition of validity of their programs from the National Autonomous University of Mexico (*Universidad Nacional Autónoma de México* or “UNAM”). The General Regulations of Incorporation and Validation of Studies issued by UNAM provide that programs followed in private entities may be “incorporated” to UNAM in order for UNAM to recognize their validity. For the programs to be incorporated the following general requirements must be met:

- they have to be complete cycles and not isolated subjects;
- the private entity must have appropriate infrastructure (workshops, laboratories, libraries, etc.);
- the private entity must have professors, study plans, programs and other academic elements approved by UNAM; and
- the private entity must be subject to the inspection and surveillance of UNAM and pay the corresponding fees.

The UNAM regulations also provide that private entities incorporated to UNAM must grant scholarships to at least five percent of the total students registered in such entity. These scholarships shall consist of the exemption in whole of payment of the registration and tuition fees established by the educational entity. The students entitled to have this benefit will be selected by UNAM. Some of our high school programs and one of our medical programs are incorporated to UVM Mexico.

Peruvian Regulation

We operate four post-secondary education institutions in Peru, two of which are universities and two of which are technical-vocational institutes. Peruvian law provides that universities and technical-vocational institutes can be operated as public or private entities, and that the private entities may be organized for profit. The Ministry of Education has overall responsibility for the national education system.

In 2014, the Peruvian Congress enacted a new University Law to regulate the establishment, operation, monitoring and closure of universities. The law also promotes continuous improvement of quality at Peruvian universities. The law created a new agency, the Superintendencia de Educación Superior Universitaria (“SUNEDU”), which is responsible for carrying out the governmental role in university regulation, including ensuring quality. While institutional autonomy is still recognized, and universities are permitted to create their own internal governance rules and determine their own academic, management and economic systems, including curriculum design and entrance and graduation requirements, all of these matters are now subject to review and evaluation by SUNEDU through its periodic review of universities as part of a license renewal process.

Under the new law, university licenses are temporary but renewable, and will be granted by SUNEDU for a maximum of six years. On November 24, 2015 the Board of SUNEDU promulgated regulations for the university licensing process. For licenses to be renewed, universities will have to demonstrate to SUNEDU that it comply with, at a minimum, certain Basic Quality Conditions (“BQCs”) (i.e., that they have specified academic goals and that the degrees granted and plans of study are aligned with those goals, that their academic offerings are compatible with their planning goals, (e.g., there is sufficient labor demand for careers offered) that there are only two regular semesters of studies per year, that they have appropriate infrastructure and equipment, that they engage in research, that they have a sufficient supply of qualified teachers, at least 25% of whom will need to be full-time, that they supply adequate basic complementary educational services (e.g., medical and psychological services and sports activities), that they provide appropriate placement office services, and that they have transparency of institutional information). The relicensing process started on December 15, 2015 and will end on December 31, 2017 and is divided by groups. UPC and UPN have been included in Group 5, the review process for which will start in early 2017, although universities are permitted to apply earlier than their scheduled time. UPN applied early in July 2016, while UPC has until February 2017 to file. The review committee of SUNEDU will issue a license at the end of the relicensing process or, alternatively, not issue a license and provide for a remediation period if one or more of the BQCs are not, in its opinion, satisfied. Following a one-year period, SUNEDU will make a new verification visit after the university has presented and implemented its remediation plan.

Technical-vocational institutes are regulated by the Ministry of Education, which grants operating licenses for not less than three nor more than six years, after which the Ministry conducts a revalidation process. The approval of new institute licenses is based on the evaluation by the Ministry of the institute’s institutional goals, the curricula of its education programs and their link with careers needed in the Peruvian economy, the availability of adequate qualified teachers, the institute’s infrastructure, the institute’s financial resources, and the favorable opinion of the National System of Assessment, Accreditation and Certification of Education Quality (“SINEACES”) regarding the appropriateness of the programs the institute is offering. SINEACES is also responsible for the accreditation of programs and careers at all higher education institutions. On November 2, 2016 a new law regarding technical-vocational institutes (the “Institutes Law”) was enacted. Regulations are expected to be issued within 120 days from the date of passage. Under the Institutes Law, technical-vocational institutes are regulated by the Ministry of Education, which grants operating licenses. The Institutes Law has created two types of institutes, Higher Education Institutes (“Institutes”) and Higher Education Colleges (“Colleges”). Institutes are dedicated to technical careers and Colleges are devoted to technical careers related to education as well as science and information Technology. Colleges grant Technical Bachelor Degrees and Professional Technical Degrees. The scope of such degrees will be

defined more completely by the implementing regulations. Institutes and Colleges are subject to a mandatory license granted by the Ministry of Education, based on an evaluation to determine compliance with BQCs. BQCs include: an appropriate institutional management guaranteeing a proper relation with the educational model of the institution; appropriate academic management and proper program studies aligned with the Ministry of Education norms; appropriate infrastructure and equipment to develop educational activities; adequate teachers and staff which, at a minimum, should consist of 20% full-time staff; and appropriate financial and economic provisions. The licensing process of institutes is still to be determined by the regulations. However, the Law provides that the process will last no more than 90 days and will grant a license for a five-year period to be renewed once expired. Unlike licenses, quality accreditation is voluntary except for certain careers for which it might be mandatory as determined by law. Such accreditation will be taken into consideration for access to public grants for scholarships and research among other things. Private Institutes and Colleges may be organized as for-profit or not-for-profit entities under Peruvian law. Not-for-profit Colleges' and Institutes' income is exempt from taxes on their educational activities. For-profit Colleges and Institutes are subject to income taxes, but may qualify for a tax credit on 30% of their reinvested income, subject to a reinvestment program to be filed with the Ministry of Education for a maximum term of five years. The specific requirements of such programs are still to be determined by the regulations.

There was a Presidential election in Peru during the second quarter of 2016, and the new President entered into office at the end of July 2016. The new President reappointed the same Minister of Education, and there have been no changes in policy at the SUNEDU nor are any expected.

Turkish Regulation and Internal Investigation

Through our European segment, we operate Istanbul Bilgi University, a network institution located in Turkey that consolidates under the variable interest entity model. Istanbul Bilgi University is established as a Foundation University under the Turkish higher education law, sponsored by the Bilgi Foundation. As such, it is subject to regulation, supervision and inspection by the Turkish Higher Education Council (the "YÖK"). In 2014, the Turkish parliament amended the higher education law to provide expanded authority to the YÖK with respect to Foundation Universities, including authorizing additional remedies for violations of the higher education law and of regulations adopted by the YÖK. On November 19, 2015, the YÖK promulgated an "Ordinance Concerned with Amendment to Foundation High Education Institutions" (the "Ordinance") the principal effects of which relate to the supervision and inspection of Foundation Universities by the YÖK. Under the Ordinance, the YÖK has expanded authority to inspect accounts, transactions, activities and assets of Foundation Universities, as well as their academic units, programs, projects and subjects. The Ordinance establishes a progressive series of five remedies that the YÖK can take in the event it finds a violation of the Ordinance, ranging from (1) a warning and request for correction to (2) the suspension of the Foundation University's ability to establish new academic units or programs to (3) limiting the number of students the Foundation University can admit, including ceasing new admissions, to (4) provisional suspension of the Foundation University's license to (5) cancellation of the Foundation University's license. Since the promulgation of the Ordinance, the YÖK has cancelled the licenses of 15 Foundation Universities.

The Ordinance specifies that Foundation Universities cannot be established by foundations in order to gain profit for themselves, and prohibits specified types of fund transfers from Foundation Universities to their sponsoring foundation, with certain exceptions for payments made under contractual arrangements for various goods and services that are provided at or below current market rates. Istanbul Bilgi University has entered into contractual arrangements with a subsidiary of Laureate that is a member of the board of trustees of the Bilgi Foundation, and has affiliates that are also members of that board, to provide Istanbul Bilgi University with management, operational and student services and certain intellectual property at fair market rates. The YÖK conducts annual audits of the operations of Istanbul Bilgi University and currently is in the process of completing its most recent audit. If the YÖK were to determine that any of these contracts or the payments made by Istanbul

Bilgi University to this Laureate subsidiary, or any other activities of Istanbul Bilgi University, including, as further described below, the donation of 40.0 million Turkish Liras made by the university to a charitable foundation that was subsequently reimbursed to the university by certain Laureate-owned entities, violate the Ordinance or other applicable law, the YÖK could take actions against Istanbul Bilgi University up to and including cancellation of its license. Further, if the YÖK were to determine that any administrators of Istanbul Bilgi University have directly taken any actions or supported any activities that are intended to harm the integrity of the state, the license of the university could be cancelled. In July 2016, a coup attempt increased political instability in Turkey, and the uncertainties arising from the failed coup in Turkey could lead to changes in laws affecting Istanbul Bilgi University or result in modifications to the current interpretations and enforcement of the Ordinance or other laws and regulations by the YÖK.

As previously disclosed, during the fourth quarter of 2014, we recorded an operating expense of \$18.0 million (the value of 40.0 million Turkish Liras at the date of donation) for a donation by our network institution in Turkey to a charitable foundation. We believed the donation was encouraged by the Turkish government to further a public project supported by the government and expected that it would enhance the position and ongoing operations of our institution in Turkey. The Company has learned that the charitable foundation which received the donation disbursed the funds at the direction of a former senior executive at our network institution in Turkey and other external individuals to a third party without our knowledge or approval.

In June 2016, the Audit Committee of the Board of Directors initiated an internal investigation into this matter with the assistance of external counsel. The investigation concerns the facts surrounding the donation, violations of the Company's policies, and possible violations of the FCPA and other applicable laws in what appears to be a fraud perpetrated by the former senior executive at our network institution in Turkey and other external individuals. This includes an investigation to determine if the diversion was part of a scheme to misappropriate the funds and whether any portion of the funds was paid to government officials. We have not identified that any other officers or employees outside of Turkey were involved in the diversion of the intended donation. Although we are pursuing efforts to recover the diverted funds, there is no assurance that we will be successful.

We have been advised by Turkish counsel that, under Turkish law, a Foundation University may not make payments that cause a decrease in the university's wealth or do not otherwise benefit the university. Given the uncertainty of recovery of the diverted donation and to mitigate any potential regulatory issues in Turkey relating to the donation, certain Laureate-owned entities that are members of the foundation that controls our network institution in Turkey have contributed an amount of approximately \$13.0 million (the value of 40.0 million Turkish Liras on November 4, 2016, the date of contribution) to our network institution in Turkey to reimburse it for the donation.

As a result of the investigation, which is ongoing, we took steps to remove the former senior executive at our network institution in Turkey. Because of the complex organizational structure in Turkey, this took approximately one month and during that period our access to certain aspects of the business including the financial and other records of the university was interrupted. The former senior executive is now no longer affiliated with our network institution and we again have access to the financial and other records of the university.

In September 2016, we voluntarily disclosed the investigation to the DOJ and the SEC. The Company intends to fully cooperate with these agencies and any other applicable authorities in any investigation that may be conducted in this matter by them. The Company has internal controls and compliance policies and procedures that are designed to prevent misconduct of this nature and support compliance with laws and best practices throughout its global operations. The Company is taking steps to enhance these internal controls and compliance policies and procedures. The investigation is ongoing, and we cannot predict the outcome at this time, or the impact, if any, to the Company's consolidated financial statements or predict how the resulting consequences, if any, may impact our

internal controls and compliance policies and procedures, business, ability or right to operate in Turkey, results of operations or financial position. If we are found to have violated the FCPA or other laws governing the conduct of our operations, we may be subject to criminal and civil penalties and other remedial measures, which could materially adversely affect our business, financial condition, results of operations and liquidity.

See “—We currently have four material weaknesses in our internal control over financial reporting that, if not corrected, could result in material misstatements of our financial statements” and “—Our institutions are subject to uncertain and varying laws and regulations, and any changes to these laws or regulations or their application to us may materially adversely affect our business, financial condition and result of operations.”

U.S. Regulation

Our institutions in the United States are subject to extensive regulation by the DOE, accrediting agencies and state educational agencies. The regulations, standards and policies of these agencies cover substantially all of our U.S. Institutions’ operations, including their educational programs, facilities, instructional and administrative staff, administrative procedures, marketing, recruiting, finances, results of operations and financial condition.

As institutions of higher education that grants degrees and diplomas, our U.S. Institutions are required to be authorized by appropriate state educational agencies. In addition, the DOE regulates our U.S. Institutions due to their participation in federal student financial aid programs under Title IV of the HEA, or Title IV programs. Title IV programs currently include grants and educational loans provided directly by the federal government, including loans to students and parents through the William D. Ford Federal Direct Loan Program (the “Direct Loan Program”). The Direct Loan Program offers Federal Stafford Loans, Federal Parent PLUS Loans, Federal Grad PLUS Loans and Federal Consolidation Loans. Prior to July 1, 2010, Title IV programs also included educational loans issued by private banks with below-market interest rates that are guaranteed by the federal government in the event of a student’s default on repaying the loan. A significant percentage of students at our U.S. Institutions rely on the availability of Title IV programs to finance their cost of attendance.

To participate in Title IV programs, our U.S. Institutions are required to both maintain authorization by the appropriate state educational agency or agencies and be accredited by an accrediting agency recognized by the DOE. The HEA requires accrediting agencies recognized by the DOE to review and monitor many aspects of an institution’s operations and to take appropriate action if the institution fails to meet the accrediting agency’s standards.

We plan and implement our business activities to comply with the standards of these regulatory agencies. To monitor compliance with this regulatory environment, institutions participating in Title IV programs undergo periodic reviews to demonstrate, among other things, that they maintain proper accreditation, state authorization, and adequate financial resources. Historically, our U.S. Institutions have maintained eligibility to access Title IV funding.

State Education Licensure and Regulation

Our U.S. Institutions are required by the HEA to be authorized by applicable state educational agencies in the states where we are located to participate in Title IV programs. To maintain requisite state authorizations, our U.S. Institutions are required to continuously meet standards relating to, among other things, educational programs, facilities, instructional and administrative staff, marketing and recruitment, financial operations, addition of new locations and educational programs and various operational and administrative procedures. These standards can be different than and conflict with the requirements of the DOE and other applicable regulatory bodies. State laws and regulations may limit our ability to offer educational programs and offer certain degrees. Some states may also prescribe financial regulations that are different from those of the DOE and many require the posting of surety

bonds. Failure to comply with the requirements of applicable state educational agencies could result in us losing our authorization to offer educational programs in those states. If that were to occur, the applicable state educational agency could force us to cease operations in their state. Even if the applicable state educational agency does not require an institution to cease operations on an immediate basis, the loss of authorization by that state educational agency would then cause our institution in such state to lose eligibility to participate in Title IV programs, and such loss of Title IV program eligibility could force that institution to cease operations in such state. Alternatively, the state educational licensing agencies could restrict the institution's ability to offer certain degree or diploma programs. We may also be subject to review by applicable state educational agencies or associations.

Each of our U.S. Institutions maintains an authorization from the pertinent state regulatory authority in which such institutions are physically located, or is exempt under current state law from a requirement to be specifically authorized. If any of the authorizations provided to one or more of our U.S. Institutions are determined not to comply with the DOE regulations, or one or more of our U.S. Institutions is unable to obtain or maintain an authorization that satisfies the DOE requirements, students at the pertinent institution may be unable to access Title IV funds, which could have a material adverse effect on our business, financial condition and results of operations in the United States.

DOE regulations effective July 1, 2011 imposed new requirements regarding whether a state's authorization of an educational institution is sufficient for purposes of participation in the Title IV programs. These regulations also included a requirement that an institution meet any state authorization requirements in a state in which it has distance education students, but in which it is not physically located or otherwise subject to state jurisdiction, as a condition of awarding Title IV funds to students in that state. In July 2011, a Federal District Court issued an order vacating the regulation as related to distance education, which was sustained by the United States Court of Appeals for the District of Columbia Circuit. In 2014, the DOE began a new program integrity negotiated rulemaking that included, among other issues, state authorization of distance education. In June 2014, the DOE announced that the rulemaking on state authorization of distance education would be put on hold at that time. On December 19, 2016, the DOE published final regulations regarding state authorization for programs offered through distance education and state authorization for foreign locations of institutions. Among other provisions, these final regulations require that an institution participating in the Title IV federal student aid programs and offering postsecondary education through distance education be authorized by each state in which the institution enrolls students, if such authorization is required by the state. The DOE would recognize authorization through participation in a state authorization reciprocity agreement, if the agreement does not prevent a state from enforcing its own laws. The final regulations also require that foreign additional locations and branch campuses be authorized by the appropriate foreign government agency and, if at least 50% of a program can be completed at the location/branch, be approved by the institution's accrediting agency and be reported to the state where the main campus is located. The final regulations would also require institutions to: document the state process for resolving complaints from students enrolled in programs offered through distance education or correspondence courses; and make certain public and individualized disclosures to enrolled and prospective students about their distance education programs. These final regulations are effective July 1, 2018.

Independent of this matter of federal regulation, several states have asserted jurisdiction over educational institutions offering online degree programs that have no physical location or other presence in the state, but that have some activity in the state, such as enrolling or offering educational services to students who reside in the state, conducting practica or sponsoring internships in the state, employing faculty who reside in the state or advertising to or recruiting prospective students in the state. Thus, our activities in certain states constitute a presence requiring licensure or authorization under requirements of state law, regulation or policy of the state educational agency, even though we do not have a physical facility in such states. Therefore, in addition to the states where we maintain

physical facilities, we have obtained, or are in the process of obtaining, approvals or exemptions that we believe are necessary in connection with our activities that may constitute a presence in such states requiring licensure or authorization by the state educational agency based on the laws, rules or regulations of that state. Some of our approvals are pending or are in the renewal process.

St. Augustine does not have current approvals or exemptions from the state educational agencies of twelve states in which St. Augustine does not maintain physical locations but has enrolled a small number of students. For each such state, St. Augustine is either in the process of applying for such approval/exemption or has plans to submit such applications in 2017. In recent years, several states have voluntarily entered into SARA that establish standards for interstate offering of postsecondary distance education courses and programs. If an institution's home state participates in SARA and authorizes the institution to provide distance education in accordance with SARA standards, then the institution need not obtain additional authorizations for distance education from any other SARA member state. The SARA participation requirements and process are administered by the four regional higher education compacts in the United States (the MHEC, the New England Board of Higher Education, the Southern Regional Education Board and the Western Interstate Commission for Higher Education) and is overseen by the National Council for State Authorization Reciprocity Agreements.

Walden University was approved to participate in SARA, effective through June 2, 2016. On April 8, 2016, the MOHE notified Walden University that its renewal application to participate in SARA has been denied because Walden University does not have an institutional federal financial composite score computed by the DOE in connection with Walden University's participation in federal Title IV financing programs of 1.5 or higher, although the institutional financial composite score calculation made by Walden University in accordance with the DOE's published formula and based on Walden University's 2014 audited financial statements is 3.0. In the absence of an institution-level financial composite score calculated by DOE, MOHE viewed Laureate's financial composite score calculated based on its global operations, which does not exceed 1.5 for 2014, as attributable to Walden University.

On May 6, 2016, Walden University appealed the MOHE decision to MHEC. Walden University and MOHE participated in an appeal hearing before MHEC on June 3, 2016. On June 14, 2016, MHEC informed Walden University that it affirmed MOHE's decision. Walden University had until September 30, 2016 to regain its state authorization, exemption or other required status in the SARA states in which it participates in order to seek to enroll new students who reside in those states. As of the date of issuance of these financial statements, Walden University has regained authorization, exemption or other required status in all of the 31 SARA states in which it has been a SARA participant. Laureate believes that the decision by the MOHE and MHEC should not have a material adverse effect on Laureate's business, financial condition, results of operation and cash flows.

Notwithstanding our efforts to obtain approvals or exemptions, state regulatory requirements for online education vary among the states, are not well developed in many states, are imprecise or unclear in some states and can change frequently. Because our U.S. Institutions enroll students in online degree programs, we expect that regulatory authorities in other states where we are not currently licensed or authorized may request that we seek additional licenses or authorizations for these institutions in their states in the future. If any of our U.S. Institutions fails to comply with state licensing or authorization requirements for a state, or fails to obtain licenses or authorizations when required, that institution could lose its state licensure or authorization by that state, which could prohibit it from recruiting prospective students or offering services to current students in that state. We could also be subject to other sanctions, including restrictions on activities in that state, fines and penalties. We review the licensure requirements of other states when we believe that it is appropriate to determine whether our activities in those states may constitute a presence or otherwise may require licensure or authorization by the respective state education agencies. In addition, state laws and regulations may limit our ability to offer educational programs and to award degrees and may limit the ability of our students to sit for certification exams in their chosen fields of study. New laws, regulations

or interpretations related to offering educational programs online could increase our cost of doing business and affect our ability to recruit students in particular states, which could, in turn, adversely affect our U.S. Institutions' enrollments and revenues and have a material adverse effect on our business.

We also are subject to extensive state laws and regulations, including standards for instruction, qualifications of faculty, administrative procedures, marketing, recruiting, financial operations and other operational matters. The proprietary education industry is experiencing broad-based, intensifying scrutiny in the form of increased investigations and enforcement actions. In October 2014, the DOE announced an interagency task force composed of the DOE, the FTC, the U.S. Departments of Justice, Treasury and Veterans Affairs, the CFPB, the SEC, and numerous state attorneys general. Attorneys general in several states have become more active in enforcing consumer protection laws, especially related to recruiting practices and the financing of education at proprietary educational institutions. In addition, several state attorneys general have recently partnered with the CFPB to review industry practices. The FTC has also recently issued civil investigative demands to several other U.S. proprietary educational institutions, which require the institutions to provide documents and information related to the advertising, marketing, or sale of secondary or postsecondary educational products or services, or educational accreditation products or services. If our past or current business practices are found to violate applicable consumer protection laws, or if we are found to have made misrepresentations to our current or prospective students about our educational programs, we could be subject to monetary fines or penalties and possible limitations on the manner in which we conduct our business, which could materially and adversely affect our business, financial condition, results of operations and cash flows. To the extent that more states or government agencies commence investigations, act in concert, or direct their focus on our U.S. Institutions, the cost of responding to these inquiries and investigations could increase significantly, and the potential impact on our business would be substantially greater.

In January 2015, two students filed suit against us and Walden University, seeking class action status and alleging claims for breach of contract and unjust enrichment and violations of the Maryland and Illinois consumer protection laws and California unfair competition law related to the students' doctoral dissertation and master's thesis processes. A third student joined as a plaintiff when the complaint was subsequently amended. The claims from all three students were resolved in December 2015 and dismissed with prejudice as of January 5, 2016. The three plaintiffs have re-enrolled at Walden University to complete their Ph.D. programs. In addition, several groups of current and former students have filed five separate lawsuits against St. Augustine relating to matters arising before we acquired the school in November 2013. The allegations pertain to a program that was launched in May 2011 and, at the time, offered a "Master of Orthopaedic Physician's Assistant Program" degree. The plaintiffs in these matters allege that the university misrepresented their ability to practice as licensed Physician Assistants with a heightened specialty in orthopaedics. One of the lawsuits was resolved in October 2015, another was resolved in March 2016, and another was resolved in June 2016 and all three have been dismissed. See "Business—Legal Proceedings" for more information. We believe the claims in the remaining two cases are without merit and intend to defend vigorously against the allegations. Any adverse outcome in such litigation could result in monetary or injunctive relief, which could adversely affect our U.S. Institutions and their operations. On September 8, 2016, MOHE sent to Walden University an information request regarding its doctoral programs and complaints filed by doctoral students, as part of a program review that MOHE is conducting. We have been informed by MOHE that in an effort to better understand the context, background and issues related to doctoral student complaints in Minnesota, MOHE is initiating a full review of doctoral programs for institutions registered in Minnesota.

State Professional Licensure

Many states have specific licensure requirements that an individual must satisfy to be licensed as a professional in specified fields, including fields such as education and healthcare. These requirements

vary by state and by field. A student's success in obtaining licensure following graduation typically depends on several factors, including but not limited to: the background and qualifications of the individual graduate; whether the institution and the program were approved by the state in which the graduate seeks licensure; whether the program from which the student graduated meets all requirements for professional licensure in that state; whether the institution and the program are accredited and, if so, by what accrediting agencies; and whether the institution's degrees are recognized by other states in which a student may seek to work. Several states also require that graduates pass a state test or examination as a prerequisite to becoming certified in certain fields, such as teaching and nursing. In several states, an educational program must be approved by a professional association in order for graduates to be licensed in that professional field. In the field of psychology, an increasing number of states require approval by either the American Psychological Association ("APA") or the Association of State and Provincial Psychology Boards ("ASPPB"). To date, Walden University has been unable to obtain approval of its Ph.D. program in Counseling Psychology from the ASPPB or APA. Additionally, states often require a criminal background clearance before granting certain professional licensures or certifications. The catalogs for our U.S. Institutions inform students that it is incumbent upon the student to verify whether a specific criminal background clearance is required in their field of study prior to beginning course work.

Additionally, under the HEA, proprietary schools generally are eligible to participate in Title IV programs in respect of educational programs that lead to "gainful employment in a recognized occupation." As part of regulations promulgated by the DOE to more specifically define "gainful employment," which became effective on July 1, 2015 and are described in more detail below, the DOE will require each of our U.S. Institutions to certify that its educational programs meet the applicable requirements for graduates to be professionally or occupationally certified in the state in which the institution is located. Failure to provide such certification may result in such programs being ineligible for Title IV program funds. It is possible that several programs offered by our schools may be adversely impacted by this requirement due to lack of specialized program accreditation or certification in the states in which such institutions are based.

Accreditation

Accreditation is a private, non-governmental process for evaluating the quality of educational institutions and their programs in areas, including student performance, governance, integrity, educational quality, faculty, physical resources, administrative capability and resources and financial stability. To be recognized by the DOE, accrediting agencies must comply with DOE regulations, which require, among other things, that accrediting agencies adopt specific standards for their review of educational institutions, conduct peer review evaluations of institutions and publicly designate those institutions that meet their criteria. An accredited institution is subject to periodic review or review when necessary by its accrediting agencies to determine whether it continues to meet the performance, integrity and quality required for accreditation. Kendall College and Walden University are institutionally accredited by the Higher Learning Commission, a regional accrediting agency recognized by the DOE. NewSchool of Architecture and Design and St. Augustine are institutionally accredited by the Accrediting Commission for Senior Colleges and Universities of the Western Association of Colleges and Schools ("WASC"). Accreditation by these accrediting agencies is important to us for several reasons, one being that it enables eligible students at our U.S. Institutions to receive Title IV financial aid. In addition, other colleges and universities depend, in part, on an institution's accreditation in evaluating transfers of credit and applications to graduate schools. Employers also rely on the accredited status of institutions when evaluating candidates' credentials, and students and corporate and government sponsors under tuition reimbursement programs consider accreditation as assurance that an institution maintains quality educational standards. If any of our U.S. Institutions fails to satisfy the standards of its respective accrediting agency, that institution could lose its accreditation

by that accrediting agency, which would cause it to lose its eligibility to participate in Title IV programs.

The HEA and regulations issued by the DOE require accrediting agencies to monitor the growth of institutions that they accredit. Our U.S. Institutions' respective accrediting agencies require all affiliated institutions, including us, to complete an annual data report. If the non-financial data, particularly enrollment information, and any other information submitted by the institution indicate problems, rapid change or significant growth, the staff of the respective accrediting agency may require that the institution address any concerns arising from the data report in the next self-study and visit process or may recommend additional monitoring. In addition, DOE regulations require the Higher Learning Commission to notify the DOE if an institution it accredits that offers distance learning programs, such as Kendall College and Walden University, experiences an increase in its headcount enrollment of 50% or more in any fiscal year. The DOE may consider that information in connection with its own regulatory oversight activities.

In addition to institution-wide accreditation, there are numerous specialized accrediting agencies that accredit specific programs or schools within their jurisdiction, many of which are in healthcare and professional fields. Accreditation of specific programs by one of these specialized accrediting agencies signifies that those programs have met the additional standards of those agencies. In addition to being accredited by regional and/or national accrediting agencies, our U.S. Institutions also have the following specialized accreditations:

- the American Culinary Federation Education Foundation Accrediting Commission accredits the A.A.S. in Culinary Arts and the A.A.S. in Baking & Pastry programs in the School of Culinary Arts at Kendall College;
- the Council for Accreditation of Counseling and Related Educational Programs accredits the M.S. in Clinical Mental Health Counseling, M.S. in Marriage, Couple and Family Counseling and Ph.D. in Counselor Education and Supervision programs at Walden University;
- the Commission on Collegiate Nursing Education accredits the B.S. in Nursing, M.S. in Nursing and Doctor of Nursing Practice programs at Walden University, and the M.S. in Nursing program at St. Augustine holds new applicant status;
- the Accreditation Council for Business Schools and Programs accredits the B.S. in Business Administration, Master of Business Administration, Doctor of Business Administration and Ph.D. in Management programs at Walden University;
- the National Architecture Accrediting Board accredits NewSchool of Architecture and Design's architecture programs;
- the National Council for Accreditation of Teacher Education accredits the Richard W. Riley College of Education and Leadership at Walden University;
- the Project Management Institute Global Accreditation Center for Project Management Education Program accredits the M.S. in Project Management program at Walden University;
- the ABET accredits the B.S. in Information Technology online program at Walden University;
- the Commission for Accreditation of Physical Therapy Education accredits the first professional Physical Therapy programs at St. Augustine;
- the Accreditation Council for Occupational Therapy Education accredits the first professional Occupational Therapy programs at St. Augustine;

- the International Association for Continuing Education and Training recognizes the St. Augustine as an Authorized Provider of continuing education programs; and
- the Council on Social Work Education accredits the master's social work program at Walden University.

If we fail to satisfy the standards of any of these specialized accrediting agencies, we could lose the specialized accreditation for the affected programs, which could result in materially reduced student enrollments in those programs.

Congressional Hearings and Related Actions

The U.S. Congress must authorize and appropriate funding for Title IV programs under the HEA and can change the laws governing Title IV programs at any time. The HEA was most recently reauthorized in August 2008 through federal fiscal year 2014, although the U.S. Congress has taken actions required to extend Title IV programs while a HEA reauthorization remains pending and the Title IV programs remain authorized and functioning. Congress continues to engage in HEA reauthorization hearings, with such hearings examining various subjects to be potentially addressed through reauthorization, including, but not limited to, college affordability, the role of consumer information in college choices by students and families, whether Title IV programs should include institutional risk-sharing, and the role of accrediting agencies in ensuring institutional quality, among other items. We cannot predict the timing and terms of any eventual HEA reauthorization, including any potential changes to institutional participation or student eligibility requirements or funding levels for particular Title IV programs.

In addition to comprehensive reauthorizations of the HEA, Congress may periodically revise the law and other statutory requirements governing Title IV programs. In addition to Title IV programs, eligible veterans and military personnel may receive educational benefits under other federal programs. Congress must determine the funding levels for Title IV programs, and programs benefiting eligible veterans and military personnel, on an annual basis through the budget and appropriations process. A reduction in federal funding levels for Title IV programs, or for programs providing educational benefits to veterans and military personnel, could reduce the ability of some students to finance their education. The loss of, or a significant reduction in, Title IV program funds or other federal education benefits available to students at our U.S. Institutions could reduce our enrollments and revenues and have a material adverse effect on our business.

In recent years, the House Education and Workforce Committee and the Senate HELP Committee in the U.S. Congress have increased the focus on the role of the for-profit post-secondary education industry. In the past, hearings by these committees have focused, among other things, on the manner in which accrediting agencies review higher education institutions, student recruiting and admissions and outcomes of students. In July 2012, former Senator Tom Harkin, the then-Chairman of the Senate HELP Committee, and the then-majority staff of the Senate HELP Committee released a report analyzing information from thirty companies operating proprietary institutions, including Walden University. While stating that proprietary educational institutions play an important role in higher education and should be well-equipped to meet the needs of non-traditional students who now constitute the majority of the postsecondary education population, the report was critical of the proprietary sector.

The U.S. Congress and the DoD have increased their focus on DoD tuition assistance that is used for distance education and programs at proprietary institutions. In September 2011, a subcommittee of the U.S. Senate Homeland Security and Government Affairs Committee conducted hearings covering the quality of education provided by proprietary institutions and treatment of educational benefits for military personnel for purposes of the 90/10 Rule on institutional eligibility for Title IV programs. In April 2012, President Obama signed an executive order aimed at providing military personnel, veterans and their family members

with the resources they need to make an informed decision about their educational prospects and other protections. In August 2013, the DoD began incorporating the principles of excellence outlined in the 2012 Executive Order into their current MOU, which increases oversight of educational programs offered to active duty service members and conveys the commitments and agreements between educational institutions and the DoD prior to accepting funds under the tuition assistance program. Institutions were required to sign the MOU by March 30, 2012. After March 1, 2013, institutions without a signed DoD MOU cannot enroll service members under the tuition assistance program. In May 2014, the DoD released a final version of its revised MOU, which included new provisions applicable to all higher educational institutions providing educational programs through the DoD tuition assistance program. Among other things, the MOU requested that participating institutions provide meaningful information to students about the financial cost and attendance at an institution so military students can make informed decisions on where to attend school, will not use unfair, deceptive, and abusive recruiting practices and will provide academic and student support services to service members and their families. The revised MOU also implemented rules to strengthen existing procedures for access to DoD installations by educational institutions, a DoD Postsecondary Education Complaint System for service members, spouses, and adult family members to register student complaints and established authorization for the military departments to establish service-specific tuition assistance eligibility criteria and management controls. Our U.S. Institutions utilizing tuition assistance have signed DoD's standard MOU. The DoD has begun to increase its enforcement activity in connection with the 2012 Executive Order.

Regulation of Federal Student Financial Aid Programs

To be eligible to participate in Title IV programs, an institution must comply with specific requirements contained in the HEA and the regulations issued thereunder by the DOE. An institution must, among other things, be licensed or authorized to offer its educational programs by the state or states in which it is located and maintain institutional accreditation by an accrediting agency recognized by the DOE. The substantial amount of federal funds disbursed to schools through Title IV programs, the large number of students and institutions participating in these programs and allegations of fraud and abuse by certain for-profit educational institutions have caused Congress to require the DOE to exercise considerable regulatory oversight over for-profit educational institutions. As a result, for-profit educational institutions, including ours, are subject to extensive oversight and review. Because the DOE periodically revises its regulations and changes its interpretations of existing laws and regulations, we cannot predict with certainty how the Title IV program requirements will be applied in all circumstances.

Significant aspects of Title IV programs include the following:

Eligibility and certification procedures. Each of our U.S. Institutions must apply periodically to the DOE for continued certification to participate in Title IV programs. Such recertification generally is required every six years, but may be required earlier, including when an institution undergoes a change in control. An institution may also come under the DOE's review when it expands its activities in certain ways, such as opening an additional location, adding a new educational program or modifying the academic credentials it offers. The DOE may place an institution on provisional certification status if it finds that the institution does not fully satisfy all of the eligibility and certification standards and in certain other circumstances, such as when an institution is certified for the first time or undergoes a change in control. During the period of provisional certification, the institution must comply with any additional conditions included in the institution's program participation agreement with the DOE. In addition, the DOE may more closely review an institution that is provisionally certified if it applies for recertification or approval to open a new location, add an educational program, acquire another institution or make any other significant change. If the DOE determines that a provisionally certified institution is unable to meet its responsibilities under its program participation agreement, it may seek to revoke the institution's certification to participate in Title IV programs without advance notice or

opportunity for the institution to challenge the action. Students attending provisionally certified institutions remain eligible to receive Title IV program funds. Each of our U.S. Institutions currently is provisionally certified to participate in Title IV programs. They are also subject to a letter of credit for not satisfying the DOE's standards of financial responsibility, as described below. In addition, they are subject to additional cash management requirements with respect to their disbursements of Title IV funds, as well as certain additional reporting and disclosure requirements.

Gainful employment. Under the HEA, proprietary schools generally are eligible to participate in Title IV programs in respect of educational programs that lead to “gainful employment in a recognized occupation.” As mentioned above, in 2013, the DOE established a negotiated rulemaking committee to address gainful employment in a recognized employment. On October 30, 2014, the DOE published final regulations to define “gainful employment,” which become effective on July 1, 2015. Historically, the concept of “gainful employment” has not been defined in detail. The final regulations require each educational program offered by a proprietary institution to achieve threshold rates in two debt measure categories: an annual debt-to-annual earnings (“DTE”) ratio and an annual debt-to-discretionary income (“DTI”) ratio.

The ratios are calculated under complex methodologies and definitions outlined in the final regulations and, in some cases, are based on data that may not be readily accessible to us. The DTE ratio is calculated by comparing (i) the annual loan payment required on the median student loan debt incurred by students receiving Title IV program funds who completed a particular program and (ii) the higher of the mean or median of those students’ annual earnings approximately two to four years after they graduate. The DTI ratio is calculated by comparing (x) the annual loan payment required on the median student loan debt incurred by students receiving Title IV program funds who completed a particular program and (y) the higher of the mean or median of those students’ discretionary income approximately two to four years after they graduate.

An educational program must achieve a DTE ratio at or below 8% or a DTI ratio at or below 20% to be considered “passing.” An educational program with a DTE ratio greater than 8% but less than or equal to 12% or a DTI ratio greater than 20% but less than or equal to 30% is considered to be “in the zone.” An educational program with a DTE ratio greater than 12% and a DTI ratio greater than 30% is considered “failing.” An educational program will cease to be eligible for students to receive Title IV program funds if its DTE and DTI ratios are failing in two out of any three consecutive award years or if both of those rates are failing or in the zone for four consecutive award years.

The final regulations also require an institution to provide warnings to current and prospective students in programs which may lose Title IV eligibility at the end of an award or fiscal year. If an educational program could become ineligible based on its ratios for the next award year, the institution must (1) deliver a warning to current and prospective students in the program and (2) not enroll, register or enter into a financial commitment with a prospective student until three business days after the warning is provided or a subsequent warning is provided, if more than thirty days have passed since the first warning. If a program becomes ineligible for students to receive Title IV program funds, the institution cannot seek to reestablish eligibility of that program, or establish the eligibility of a similar program having the same classification of instructional program (“CIP”) code with the same first four digits of the CIP code of the ineligible program for three years.

Additionally, the final regulations require an institution to certify to the DOE that its educational programs subject to the gainful employment requirements, which include all programs offered by our U.S. Institutions, meet the applicable requirements for graduates to be professionally or occupationally licensed or certified in the state in which the institution is located. If we are unable to certify that our programs meet the applicable state requirements for graduates to be professionally or occupationally

certified in that state, then we may need to cease offering certain programs in certain states or to students who are residents in certain states.

In November 2014, two organizations representing for-profit institutions filed separate lawsuits in federal district courts against the DOE seeking to have the final regulations invalidated. In both cases, the courts upheld the regulations and dismissed the lawsuits.

In January 2017, the DOE issued to institutions final DTE rates. Among the Classification of Instructional Programs reported within NewSchool of Architecture and Design, Kendall College and Walden University, the DOE has indicated that we had one that failed and five in the zone. This represents a total of one educational program that failed and 10 in the zone. St. Augustine had no programs that failed or were in the zone. The percentage of students enrolled in the educational program that failed represents approximately 1% of the students currently enrolled in our U.S. Institutions. The percentage of students enrolled in the educational programs that were in the zone represents approximately 5.3%. We are currently examining and implementing options for each of these programs and their students. The failure of any program or programs offered by any of our U.S. Institutions to satisfy any gainful employment regulations could render that program or programs ineligible for Title IV program funds. If a particular educational program ceased to become eligible for Title IV program funds, either because it fails to prepare students for gainful employment in a recognized occupation or due to other factors, we may choose to cease offering that program. It is possible that several programs offered by our schools may be adversely impacted by the regulations due to lack of specialized program accreditation or certification in the states in which such institutions are based. We also could be required to make changes to certain programs at our U.S. Institutions or to increase student loan repayment efforts in order to comply with the rule or to avoid the uncertainty associated with such compliance.

Administrative capability. DOE regulations specify extensive criteria by which an institution must establish that it has the requisite “administrative capability” to participate in Title IV programs. To meet the administrative capability standards, an institution must, among other things: comply with all applicable Title IV program requirements; have an adequate number of qualified personnel to administer Title IV programs; have acceptable standards for measuring the satisfactory academic progress of its students; not have student loan cohort default rates above specified levels; have various procedures in place for awarding, disbursing and safeguarding Title IV program funds and for maintaining required records; administer Title IV programs with adequate checks and balances in its system of internal controls; not be, and not have any principal or affiliate who is, debarred or suspended from federal contracting or engaging in activity that is cause for debarment or suspension; provide financial aid counseling to its students; refer to the DOE’s Office of Inspector General any credible information indicating that any student, parent, employee, third-party servicer or other agent of the institution has engaged in any fraud or other illegal conduct involving Title IV programs; submit all required reports and financial statements in a timely manner; and not otherwise appear to lack administrative capability. If an institution fails to satisfy any of these criteria, the DOE may require the institution to repay Title IV funds its students previously received, change the institution’s method of receiving Title IV program funds, which in some cases may result in a significant delay in the institution’s receipt of those funds, place the institution on provisional certification status or commence a proceeding to impose a fine or to limit, suspend or terminate the institution’s participation in Title IV programs. If the DOE determines that any of our U.S. Institutions failed to satisfy its administrative capability requirements, then the institution’s students could lose, or be limited in their access to, Title IV program funding.

Financial responsibility. The HEA and DOE regulations establish extensive standards of financial responsibility that institutions such as ours must satisfy to participate in Title IV programs. The DOE evaluates institutions for compliance with these standards on an annual basis based on the institution’s annual audited financial statements as well as when the institution applies to the DOE to have its

eligibility to participate in Title IV programs recertified. The most significant financial responsibility standard is the institution's composite score, which is derived from a formula established by the DOE based on three financial ratios: (1) equity ratio, which measures the institution's capital resources, financial viability and ability to borrow; (2) primary reserve ratio, which measures the institution's ability to support current operations from expendable resources; and (3) net income ratio, which measures the institution's ability to operate at a profit or within its means. The DOE assigns a strength factor to the results of each of these ratios on a scale from negative 1.0 to positive 3.0, with negative 1.0 reflecting financial weakness and positive 3.0 reflecting financial strength. The DOE then assigns a weighting percentage to each ratio and adds the weighted scores for the three ratios together to produce a composite score for the institution. The composite score must be at least 1.5 for the institution to be deemed financially responsible without the need for further DOE oversight. In addition to having an acceptable composite score, an institution must, among other things, provide the administrative resources necessary to comply with Title IV program requirements, meet all of its financial obligations including required refunds to students and any Title IV liabilities and debts, be current in its debt payments and not receive an adverse, qualified or disclaimed opinion by its accountants in its audited financial statements.

If the DOE determines that an institution does not meet the financial responsibility standards due to a failure to meet the composite score or other factors, the institution is able to establish financial responsibility on an alternative basis permitted by the DOE. This alternative basis could include, in the Department's discretion, posting a letter of credit, accepting provisional certification, complying with additional DOE monitoring requirements, agreeing to receive Title IV program funds under an arrangement other than the DOE's standard advance funding arrangement, such as the reimbursement method of payment or heightened cash monitoring, or complying with or accepting other limitations on the institution's ability to increase the number of programs it offers or the number of students it enrolls.

The DOE measures the financial responsibility of several of our U.S. Institutions on the basis of the Laureate consolidated audited financial statements and not at the individual institution level. In October 2014, upon review of those financial statements, the DOE determined, based on Laureate's composite score for its fiscal year ended December 31, 2013, that it and, consequently, Walden University, NewSchool of Architecture and Design and Kendall College failed to meet the standards of financial responsibility. As a result, the DOE required us to increase our required letter of credit amount to approximately \$85.6 million for Walden University, NewSchool of Architecture and Design and Kendall College, which is equal to approximately 10% of Title IV program funds that these institutions received during the fiscal year ended December 31, 2013. In September 2015, the DOE required us to increase our required letter of credit amount to \$85.8 million for Walden University, NewSchool of Architecture and Design and Kendall College, which is approximately 10% of Title IV program funds that these institutions received during the fiscal year ended December 31, 2014. We renewed our letter of credit for this required amount. In March 2016, in connection with its review of our financial statements following our conversion to a Delaware public benefit corporation, the DOE sent us a letter requiring us to increase our existing letter of credit by \$4,682,990 to the amount of \$90,508,766 for Kendall College, St. Augustine, Walden University and NewSchool of Architecture and Design, which is equal to approximately 10% of the Title IV program funds that these schools received during the most recently completed fiscal year. In the letter, DOE also has required us to continue to comply with additional notification and reporting requirements. We have provided the increased letter of credit and are complying with the additional notification and reporting requirements.

We received a letter dated October 4, 2016 from the DOE (subsequently revised on November 4, 2016) stating that, based on Laureate's failure to meet standards of financial responsibility for the fiscal year ended December 31, 2015, we are required to either: 1) increase our letter of credit to an amount equal to 50% (calculated by the DOE to be \$351,995,250) of the Title IV, HEA funds received by

Laureate in the fiscal year ended December 31, 2015 and qualify as a financial responsible institution; or 2) increase our letter of credit to an amount equal to 15% (calculated by the DOE to be \$105,598,575), of the Title IV, HEA funds received by Laureate in the fiscal year ended December 31, 2015 and remain provisionally certified for a period of up to three complete award years. In the letter, the DOE also has required us to continue to comply with additional notification and reporting requirements. We have chosen to increase our letter of credit to \$105,598,575 and to remain provisionally certified for a period of up to three complete award years and have obtained a replacement letter of credit. St. Augustine, Walden University, NewSchool of Architecture and Design and Kendall College also currently receive Title IV program funds under the least restrictive form of heightened cash monitoring. We have provided the DOE with the increased letter of credit.

Further, the DOE, as a condition to the provisional program participation agreement of the National Hispanic University, requested that we post an additional letter of credit in an amount equal to \$1,473,990, representing 25% of the Title IV program funds received by the National Hispanic University during the fiscal year ended December 31, 2013. In October 2015, the DOE sent us a letter requiring us to renew our letter of credit in the amount of \$772,931 for the National Hispanic University (25% of the total Title IV program funds the institution received during the fiscal year ended December 31, 2014). We renewed our letter of credit for this required amount. This requirement was initially due to the fact that the subsidiary corporation used to acquire the institution's assets did not possess two years of audited financial statements at the time of the acquisition in April 2010, and the requirement has been continued based on the DOE's review of the institution's audited financial statements. We received a letter dated September 21, 2016 from the DOE confirming that this letter of credit for National Hispanic University was no longer required and may be cancelled by our bank. We have cancelled this letter of credit and the funds have been released back to us.

In December 2015, the DOE sent us a letter requiring us to post a letter of credit in the amount of \$14,967 for St. Augustine (25% of the total Title IV program refunds the institution made or should have made during the fiscal year ended December 31, 2014). This requirement was due to the fact that St. Augustine was found to have issued late refunds to more than 5% of the students in its auditor's sample for the 2014 fiscal year. We have obtained this letter of credit. Any requirement to post, maintain or increase a letter of credit or other sanctions that may be imposed by the DOE could increase our cost of regulatory compliance and could affect our cash flows. The DOE has the discretion to increase our letter of credit requirements at any time. If our U.S. Institutions are unable to meet the minimum composite score requirement or comply with the other standards of financial responsibility, and could not post a required letter of credit or comply with the alternative bases for establishing financial responsibility, then students at our U.S. Institutions could lose their access to Title IV program funding.

On November 1, 2016, the DOE issued a final rule to revise its general standards of financial responsibility to include various actions and events that would require institutions to provide the DOE with irrevocable letters of credit. For additional information regarding this final rule, see “—Additional DOE rulemaking activities.” If we are required to repay the DOE for any successful DTR claims by students who attended our U.S. Institutions, or we are required to obtain additional letters of credit or increase our current letter of credit, it could materially affect our business, financial conditions and results of operations. We are currently assessing the impact of these final regulations on our U.S. Institutions.

Return of Title IV funds for students who withdraw. When a student who has received Title IV funds withdraws from school, the institution must determine the amount of Title IV program funds the student has “earned.” The institution must return any unearned Title IV program funds to the appropriate lender or the DOE in a timely manner, which is generally no later than 45 days after the date the institution determined that the student withdrew. If such payments are not timely made, the institution will be required to submit a letter of credit to the DOE equal to 25% of the Title IV funds

that the institution should have returned for withdrawn students in its most recently completed fiscal year. Under DOE regulations, late returns of Title IV program funds for 5% or more of the withdrawn students in the audit sample in the institution's annual Title IV compliance audit for either of the institution's two most recent fiscal years or in a DOE program review triggers this letter of credit requirement.

A final program review determination issued by the DOE on March 3, 2015 found that Walden University failed to timely return Title IV program funds for more than 5% of the withdrawn students during its fiscal year ended December 31, 2012. The DOE noted that such a finding would usually require Walden to post a letter of credit to the DOE equal to 25% of the Title IV funds that the institution should have returned for withdrawn students in its most recently completed fiscal year; however, such an additional letter of credit was not required in this instance because of the letter of credit that was previously posted to the DOE based on our consolidated audited financial statements failing to meet the DOE's standards of financial responsibility.

The "90/10 Rule." A requirement of the HEA commonly referred to as the "90/10 Rule" provides that an institution loses its eligibility to participate in Title IV programs, if, under a complex regulatory formula that requires cash basis accounting and other adjustments to the calculation of revenue, the institution derives more than 90% of its revenues for any fiscal year from Title IV program funds. This rule applies only to for-profit post-secondary educational institutions, including our U.S. Institutions. An institution is subject to loss of eligibility to participate in Title IV programs if it exceeds the 90% threshold for two consecutive fiscal years, and an institution whose rate exceeds 90% for any single fiscal year will be placed on provisional certification and may be subject to additional conditions or sanctions imposed by the DOE.

Using the DOE's formula under the "90/10 Rule," Kendall College derived approximately 36%, 35% and 43% of its revenues (calculated on a cash basis) from Title IV program funds in fiscal years 2015, 2014 and 2013, respectively. NewSchool of Architecture and Design derived approximately 43%, 47% and 56% of its revenues (calculated on a cash basis) from Title IV program funds in fiscal years 2015, 2014 and 2013, respectively. St. Augustine derived approximately 49%, 46% and 47% of its revenues (calculated on a cash basis) from Title IV program funds in fiscal years 2015, 2014 and 2013, respectively. Walden University derived approximately 73%, 74% and 74% of its revenues (calculated on a cash basis) from Title IV program funds in fiscal years 2015, 2014 and 2013, respectively.

The ability of our U.S. Institutions to maintain 90/10 rates below 90% will depend on our enrollments, any increases in students Title IV funding eligibility in the future, and other factors outside of our control, including any reduction in government assistance for military personnel, including veterans, or changes in the treatment of such funding for the purposes of the 90/10 calculation. In recent years, several members of Congress have introduced proposals and legislation that would modify the 90/10 Rule. One such proposal would revise the 90/10 Rule to an 85/15 rule and would count DoD tuition assistance and GI Bill education benefits toward that limit. We cannot predict whether, or the extent to which, these actions could result in legislation or further rulemaking affecting the 90/10 Rule. To the extent that any such laws or regulations are enacted, our U.S. Institutions' financial condition could be adversely affected.

Student loan defaults. Under the HEA, an educational institution may lose its eligibility to participate in some or all Title IV programs if defaults by its students on the repayment of federal student loans received under Title IV programs exceed certain levels. For each federal fiscal year, the DOE calculates a rate of student defaults on such loans for each institution, known as a "cohort default rate." Under current regulations, an institution will lose its eligibility to participate in Title IV programs if its three-year cohort default rate equals or exceeds 30% for three consecutive cohort years or 40% for any given year.

Kendall College's official three-year cohort default rates for the 2013, 2012 and 2011 federal fiscal years were 10.0%, 7.9% and 11.3%, respectively. NewSchool of Architecture and Design's official three-year cohort default rates for the 2013, 2012 and 2011 federal fiscal years were 5.1%, 10.2% and 11.2%, respectively. St. Augustine's official three-year cohort default rates for the 2013, 2012 and 2011 federal fiscal years were 0.2%, 0.5%, and 0.0%, respectively. Walden University's official three-year cohort default rates for the 2013, 2012 and 2011 federal fiscal years were 6.7%, 6.8% and 7.8%, respectively. The average national student loan default rates published by the DOE for all institutions that participated in the federal student aid programs for 2013, 2012 and 2011 were 11.3%, 11.8% and 13.7%, respectively, and for all proprietary institutions that participated in the federal student aid programs for 2013, 2012 and 2011 were 15.0%, 15.8% and 19.1%, respectively.

The 2008 reauthorization of the HEA modified the cohort default rate calculation to increase by one year the measuring period for each cohort. Starting in September 2012, the DOE began publishing three-year cohort default rates in addition to the two-year rates. Two-year cohort default rates were no longer calculated following the release of the 2011 two-year rates.

Incentive compensation rule. Under the HEA, an educational institution that participates in Title IV programs may not make any commission, bonus or other incentive payments to any persons or entities involved in recruitment or admissions activities or in the awarding of financial aid pertaining to U.S. citizens, permanent residents and others temporarily residing in the United States with the intention of becoming a citizen or permanent resident. The DOE has taken the position that any commission, bonus or other incentive compensation based in any part, directly or indirectly, or securing enrollment or awarding financial aid is inconsistent with the statutory prohibition against incentive compensation. The DOE has maintained that institutions may make merit-based adjustments to employee compensation, provided that those adjustments are not based, in any part, directly or indirectly, upon securing enrollments or awarding financial aid. In sub-regulatory correspondence to institutions regarding its regulatory changes, the DOE provided additional guidance regarding the scope of the prohibition on incentive compensation and to what employees and types of activities the prohibition applies.

In addition, in recent years, other post-secondary educational institutions have been named as defendants to whistleblower lawsuits, known as "*qui tam*" cases, brought by current or former employees pursuant to the Federal False Claims Act, alleging that their institutions' compensation practices did not comply with the incentive compensation rule. A *qui tam* case is a civil lawsuit brought by one or more individuals (a "relator") on behalf of the federal government for an alleged submission to the government of a false claim for payment. The relator, often a current or former employee, is entitled to a share of the government's recovery in the case, including the possibility of treble damages. A *qui tam* action is always filed under seal and remains under seal until the government decides whether to intervene in the case. If the government intervenes, it takes over primary control of the litigation. If the government declines to intervene in the case, the relator may nonetheless elect to continue to pursue the litigation at his or her own expense on behalf of the government. Any such litigation could be costly and could divert management's time and attention away from the business, regardless of whether a claim has merit.

Substantial misrepresentation. An institution participating in Title IV programs is prohibited from making misrepresentations regarding the nature of its educational programs, the nature of financial charges and availability of financial assistance, or the employability of graduates. A misrepresentation is defined in the regulations as any false, erroneous or misleading statement to any student or prospective student, any member of the public, an accrediting agency, a state agency or the DOE, and, significantly, the regulations as promulgated by the DOE define misleading statements to broadly include any statements that have a likelihood or tendency to deceive. If any of our U.S. Institutions—or any entity, organization, or person with whom the institution has an agreement to provide educational programs or to provide marketing, advertising, recruiting, or admissions services—committed a misrepresentation for

which a person could reasonably be expected to rely, or has reasonably relied, to that person's detriment, the DOE could initiate proceedings to revoke the institution's Title IV eligibility, deny applications made by the institution, impose fines, or initiate a limitation, suspension or termination proceeding against the institution.

Compliance reviews. Our U.S. Institutions are subject to announced and unannounced compliance reviews and audits by various external agencies, including the DOE, its Office of Inspector General, state licensing agencies, various state approving agencies for financial assistance to veterans and accrediting agencies. In general, after the DOE conducts a site visit and reviews data supplied by an institution, the DOE sends the institution a program review report and affords the institution with an opportunity to respond to any findings. The DOE then issues a final program review determination letter, which identifies any liabilities.

On March 3, 2015, the DOE issued a final program review determination letter to Walden University for a September 2012 review of the 2011-2012 and 2012-2013 Title IV award years. The letter required Walden University to return \$34,281 in Title IV funds, and also found that Walden University failed to timely return Title IV program funds for more than 5% of the withdrawn students during its fiscal year ended December 31, 2012. The DOE noted that such a finding would usually require Walden to post a letter of credit to the DOE equal to 25% of the Title IV funds that the institution should have returned for withdrawn students in its most recently completed fiscal year; however, such an additional letter of credit was not required in this instance because of the letter of credit that was previously posted to the DOE based on our consolidated audited financial statements failing to meet the DOE's standards of financial responsibility. On February 3, 2015, the DOE issued a final program review determination letter to National Hispanic University regarding a December 2013 review covering the 2012-2013 and 2013-2014 Title IV award years. The letter determined that National Hispanic University has taken corrective actions necessary to resolve all findings noted in the preliminary report, except for certain findings related to drug and alcohol abuse prevention program requirements. With respect to those findings, the DOE did not require any further action due to the fact that the National Hispanic University closed on August 23, 2015. On September 11, 2015, the DOE issued an expedited final program review determination letter to Kendall College regarding a March-April 2015 program review. The letter determined that Kendall College has taken corrective actions necessary to resolve all findings. In addition, on September 21, 2015, the Higher Learning Commission notified Kendall College that the Higher Learning Commission placed the school on ongoing financial monitoring over the next 24 months. Such action was primarily due to concerns over the school's continued reliance upon Laureate to provide financial support to sustain its operations. In May 2017, Kendall College and Walden University are scheduled to host interim site visits from their institutional accreditor, Higher Learning Commission, as a condition of their ongoing accreditation. On September 8, 2016, MOHE sent to Walden University an information request regarding its doctoral programs and complaints filed by doctoral students, as part of a program review that MOHE is conducting. We have been informed by MOHE that in an effort to better understand the context, background and issues related to doctoral student complaints in Minnesota, MOHE is initiating a full review of doctoral programs for institutions registered in Minnesota.

As part of the DOE's ongoing monitoring of institutions' administration of Title IV programs, the HEA also requires institutions to annually submit to the DOE a Title IV compliance audit conducted by an independent certified public accountant in accordance with applicable federal and DOE audit standards. In addition, to enable the DOE to make a determination of an institution's financial responsibility, each institution must annually submit audited financial statements prepared in accordance with DOE regulations.

Program integrity and improvement. A negotiated rulemaking committee established by the DOE in 2014 to address program integrity and improvement issues for the federal student aid programs met four times between February and May 2014. Topics for discussion included clock-to-credit-hour

conversion, state authorization of distance education and foreign locations, cash management and the use of debit cards for student refunds, retaking coursework and the definition of adverse credit for Direct PLUS loan eligibility. On October 23, 2014, the DOE published final regulations updating the standard for determining if a potential parent or student borrower under the Federal Direct PLUS Loan Program has an adverse credit history for purposes of Direct PLUS Loan eligibility. These regulations also require parents and students who have an adverse credit history, but who are approved for a Direct PLUS loan on the basis that extenuating circumstances exist or by obtaining an endorser for the loan, to receive loan counseling before receiving the loan. Although these rules went into effect on July 1, 2015, the DOE permitted early implementation of the new criteria by institutions commencing March 29, 2015. The increase in administrative burden under these new regulations is not expected to have a material effect on our business. In addition, on October 30, 2015, the DOE published final regulations on cash management and debit card practices, retaking coursework, and clock-to-credit hour conversion. A majority of the provisions of the regulations took effect on July 1, 2016, and others took effect on later dates in 2016. The final regulations concerning cash management require, among other things, that institutions subject to heightened cash monitoring procedures for disbursements of Title IV funds must, effective July 1, 2016, pay to students any applicable Title IV credit balances before requesting such funds from the DOE. St. Augustine, Walden University, NewSchool of Architecture and Design and Kendall College are currently subject to heightened cash monitoring procedures. We have reviewed the regulations and made appropriate adjustments in our business operations to meet those requirements effective July 1, 2016. On December 19, 2016, the DOE published final regulations regarding state authorization for programs offered through distance education and state authorization for foreign locations of institutions. Among other provisions, these final regulations require that an institution participating in the Title IV federal student aid programs and offering postsecondary education through distance education be authorized by each state in which the institution enrolls students, if such authorization is required by the state. The DOE would recognize authorization through participation in a state authorization reciprocity agreement, if the agreement does not prevent a state from enforcing its own laws. The final regulations also require that foreign additional locations and branch campuses be authorized by the appropriate foreign government agency and, if at least 50% of a program can be completed at the location/branch, be approved by the institution's accrediting agency and be reported to the state where the main campus is located. The final regulations would also require institutions to: document the state process for resolving complaints from students enrolled in programs offered through distance education or correspondence courses; and make certain public and individualized disclosures to enrolled and prospective students about their distance education programs. These final regulations are effective July 1, 2018.

Violence Against Women Act and Clery Act. The DOE established a negotiated rulemaking committee in 2014 to address changes in campus safety and security reporting requirements enacted by Congress in the 2013 reauthorization of the Violence Against Women Act (“VAWA”). VAWA included various amendments to the Clery Act, a federal law requiring colleges and universities to disclose information about crimes that occur around and on campus property. On June 24, 2014, the DOE published proposed regulations to implement the changes made to the Clery Act by VAWA, and the final rules were published on October 20, 2014. These new rules contain additional disclosure and campus crime prevention and awareness requirements which we anticipate will increase our administrative costs.

Additional DOE rulemaking activities. On December 3, 2014, the DOE published proposed regulations on the teacher preparation program accountability system under the HEA, and additionally proposed amendments on teacher preparation program eligibility for TEACH Grant participation. In October 2016, the DOE published its final regulations regarding teacher preparation programs and TEACH Grant eligibility. We are currently assessing the eligibility of Walden University to continue to access TEACH Grant funds under the new regulations.

On October 30, 2015, the DOE published final regulations to establish a Pay as You Earn Repayment Plan and implement changes regarding cohort default rate appeals and the Federal Family Education Loan and Direct Loan Programs. The Pay as You Earn Repayment Plan provisions took effect in December 2015 and a majority of the remaining provisions regulations took effect on July 1, 2016.

On November 1, 2016, the DOE published a final rule that, among other provisions, establishes new standards and processes for determining whether a Direct Loan Program borrower has a defense to repayment (“DTR”) on a loan due to acts or omissions by the institution at which the loan was used by the borrower for educational expenses. The final regulations take effect on July 1, 2017. Among other topics, this final rule establishes permissible borrower defense claims for discharge, procedural rules under which claims will be adjudicated, time limits for borrowers’ claims, and guidelines for recoupment by the DOE of discharged loan amounts from institutions of higher education. It also prohibits schools from using any pre-dispute arbitration agreements, prohibits schools from prohibiting relief in the form of class actions by student borrowers, and invalidates clauses imposing requirements that students pursue an internal dispute resolution process before contacting authorities regarding concerns about an institution. For proprietary institutions, the final rule describes the threshold for loan repayment rates that will require specific disclosures to current and prospective students and the applicable loan repayment rate methodology. The final rule also establishes important new financial responsibility and administrative capacity requirements for both not-for-profit and for-profit institutions participating in the Title IV programs. For example, certain events would automatically trigger the need for a school to obtain a letter of credit, including for publicly traded institutions, if the SEC warns the school that it may suspend trading on the school’s stock, the school failed to timely file a required annual or quarterly report with the SEC, or the exchange on which the stock is traded notifies the school that it is not in compliance with exchange requirements or the stock is delisted. Other events would will require a recalculation of a school’s composite score of financial responsibility, including, for a proprietary institution whose score is less than 1.5, any withdrawal of an owner’s equity by any means, including by declaring a dividend, unless the equity is transferred within the affiliated entity group on whose basis the composite score was calculated. The final rule also sets forth events that are discretionary triggers for letters of credit, meaning that if any of them occur, the DOE may choose to require a letter of credit, increase an existing letter of credit requirement or demand some other form of surety from the institution. The final rule provides that if an institution fails to meet the composite score requirement for longer than three years under provisional certification, the DOE may mandate additional financial protection from the institution or any party with “substantial control” over the institution. Such parties with “substantial control” must agree to jointly and severally guarantee the Title IV liabilities of the institution at the end of the three-year provisional certification period. Under current regulations, a party may be deemed to have “substantial control” over an institution if, among other factors, the party directly or indirectly holds an ownership interest of 25% or more of an institution, or is a member of the board of directors, a general partner, the chief executive officer or other executive officer of the institution. If we are required to repay the DOE for any successful DTR claims by students who attended our U.S. Institutions, or we are required to obtain additional letters of credit or increase our current letter of credit, it could materially affect our business, financial conditions and results of operations. We are in the process of evaluating the final regulations and cannot predict with certainty what impact the final regulations will have on our business and the educational programs offered by our U.S. Institutions.

Privacy of student records. The Family Educational Rights and Privacy Act of 1974 (“FERPA”), and the DOE’s FERPA regulations require educational institutions to protect the privacy of students’ educational records by limiting an institution’s disclosure of a student’s personally identifiable information without the student’s prior written consent. FERPA also requires institutions to allow students to review and request changes to their educational records maintained by the institution, to notify students at least annually of this inspection right and to maintain records in each student’s file

listing requests for access to and disclosures of personally identifiable information and the interest of such party in that information. If an institution fails to comply with FERPA, the DOE may require corrective actions by the institution or may terminate an institution's receipt of further federal funds. In addition, our U.S. Institutions are obligated to safeguard student information pursuant to the Gramm-Leach-Bliley Act (the "GLBA"), a federal law designed to protect consumers' personal financial information held by financial institutions and other entities that provide financial services to consumers. The GLBA and the applicable GLBA regulations require an institution to, among other things, develop and maintain a comprehensive, written information security program designed to protect against the unauthorized disclosure of personally identifiable financial information of students, parents or other individuals with whom such institution has a customer relationship. If an institution fails to comply with the applicable GLBA requirements, it may be required to take corrective actions, be subject to monitoring and oversight by the FTC, and be subject to fines or penalties imposed by the FTC. For-profit educational institutions are also subject to the general deceptive practices jurisdiction of the FTC with respect to their collection, use and disclosure of student information. The institution must also comply with the FTC Red Flags Rule, a section of the federal Fair Credit Reporting Act, that requires the establishment of guidelines and policies regarding identity theft related to student credit accounts.

Potential effect of regulatory violations. If any of our U.S. Institutions fails to comply with the regulatory standards governing Title IV programs, the DOE could impose one or more sanctions, including requiring us to repay Title IV program funds, requiring us to post a letter of credit in favor of the DOE as a condition for continued Title IV certification, taking emergency action against us, initiating proceedings to impose a fine or to limit, suspend or terminate our participation in Title IV programs or referring the matter for civil or criminal prosecution. Because our U.S. Institutions are provisionally certified to participate in Title IV programs, the DOE may revoke the certification of these institutions without advance notice or advance opportunity for us to challenge that action. If such sanctions or proceedings were imposed against us and resulted in a substantial curtailment or termination of our participation in Title IV programs, our enrollments, revenues and results of operations could be materially and adversely affected.

In addition to the actions that may be brought against us as a result of our participation in Title IV programs, we are also subject to complaints and lawsuits relating to regulatory compliance brought not only by regulatory agencies, but also by other government agencies and third parties, such as current or former students or employees and other members of the public.

Regulatory Standards that May Restrict Institutional Expansion or Other Changes in the United States

Many actions that we may wish to take in connection with expanding our operations or other changes in the United States are subject to review or approval by the applicable regulatory agencies.

Adding teaching locations, implementing new educational programs and increasing enrollment. The requirements and standards of state education agencies, accrediting agencies and the DOE limit our ability in certain instances to establish additional teaching locations, implement new educational programs or increase enrollment in certain programs. Many states require review and approval before institutions can add new locations or programs. Our U.S. Institutions' state educational agencies and institutional and specialized accrediting agencies that authorize or accredit our U.S. Institutions and their programs generally require institutions to notify them in advance of adding new locations or implementing new programs, and upon notification may undertake a review of the quality of the facility or the program and the financial, academic and other qualifications of the institution.

With respect to the DOE, if an institution participating in Title IV programs plans to add a new location or educational program, the institution must generally apply to the DOE to have the

additional location or educational program designated as within the scope of the institution's Title IV eligibility. As a condition for an institution to participate in Title IV programs on a provisional basis, as in our case, the DOE can require prior approval of such programs or otherwise restrict the number of programs an institution may add or the extent to which an institution can modify existing educational programs. If an institution that is required to obtain the DOE's advance approval for the addition of a new program or new location fails to do so, the institution may be liable for repayment of the Title IV program funds received by the institution or students in connection with that program or enrolled at that location.

Provisional certification. Each institution must apply to the DOE for continued certification to participate in Title IV programs at least every six years and when it undergoes a change in control. An institution may also come under the DOE's review when it expands its activities in certain ways, such as opening an additional location, adding an educational program or modifying the academic credentials that it offers.

The DOE may place an institution on provisional certification status if it finds that the institution does not fully satisfy all of the eligibility and certification standards. In addition, if a company acquires an institution from another entity, the acquired institution will automatically be placed on provisional certification when the DOE approves the transaction. During the period of provisional certification, the institution must comply with any additional conditions or restrictions included in its program participation agreement with the DOE. Students attending provisionally certified institutions remain eligible to receive Title IV program funds, but if the DOE finds that a provisionally certified institution is unable to meet its responsibilities under its program participation agreement, it may seek to revoke the institution's certification to participate in Title IV programs without advance notice or advance opportunity for the institution to challenge that action. In addition, the DOE may more closely review an institution that is provisionally certified if it applies for recertification or approval to open a new location, add an educational program, acquire another institution or make any other significant change. All of our U.S. Institutions currently participate in Title IV programs pursuant to provisional participation agreements due to our conversion to a public benefit corporation and this offering, as well as because we do not meet the DOE's standards of financial responsibility.

Acquiring other institutions. We have acquired other institutions in the past, and we may seek to do so in the future. The DOE and virtually all state education agencies and accrediting agencies require a company to obtain their approval if it wishes to acquire another institution. The level of review varies by individual state and accrediting agency, with some requiring approval of such an acquisition before it occurs while others only consider approval after the acquisition has occurred. The approval of the applicable state education agencies and accrediting agencies is a necessary prerequisite to the DOE certifying the acquired institution to participate in Title IV programs. The restrictions imposed by any of the applicable regulatory agencies could delay or prevent our acquisition of other institutions in some circumstances or could delay the ability of an acquired institution to participate in Title IV programs.

Change in ownership resulting in a change in control. The DOE and many states and accrediting agencies require institutions of higher education to report or obtain approval of certain changes in control and changes in other aspects of institutional organization or control. Under DOE's regulations, an institution that undergoes a change in control loses its eligibility to participate in Title IV programs and must apply to the DOE to reestablish such eligibility. If an institution files the required application and follows other procedures, the DOE may temporarily certify the institution on a provisional basis following the change in control, so that the institution's students retain continued access to Title IV program funds. In addition, the DOE may extend such temporary provisional certification if the institution timely files certain required materials, including the approval of the change in control by its

state authorizing agency and accrediting agency and certain financial information pertaining to the financial condition of the institution or its parent corporation.

The DOE previously notified us that it considers this offering and our recent conversion to a Delaware public benefit corporation to be a change of ownership resulting in changes in control under the DOE's regulations. Accordingly, we applied to the DOE on behalf of Kendall College, NewSchool of Architecture and Design, St. Augustine and Walden University for approval of these institutions' continued participation in Title IV programs in connection with both this offering and the recent conversion to a Delaware public benefit corporation. The DOE completed its review of the conversion and issued provisional program participation agreements to the institutions with respect to the conversion. We have also filed pre-acquisition review applications to the DOE on behalf of Kendall College, NewSchool of Architecture and Design, St. Augustine and Walden University in connection with this offering. After this offering is completed, if the applications are deemed materially complete, the DOE will issue temporary program participation agreements to the institutions, which will expire on the last day of the month following the month in which the offering occurred. If certain documents are submitted to DOE before the expiration of the temporary program participation agreements, the eligibility of the institutions to participate in the Title IV programs will be continued. However, the DOE will only formally review and approve this offering after it has occurred. There can be no assurance that the DOE will formally approve this offering and recertify our U.S. Institutions for continued Title IV program eligibility following this offering. If the DOE failed to recertify the institutions following this offering, students at the affected institutions would no longer be able to receive Title IV program funds. The DOE could also recertify our U.S. Institutions following this offering, but restrict or delay students' receipt of Title IV program funds, limit the number of students to whom an institution could disburse such funds, or impose other restrictions.

The types of and thresholds for such reporting and approval vary among the states and accrediting agencies. Certain accrediting agencies may require that an institution must obtain its approval in advance of a change in control, structure or organization for the institution to retain its accredited status. In addition, in the event of a change in control, structure or organization, certain accrediting agencies may require a post-transaction focused visit or other evaluation to review the appropriateness of its approval of the change and whether the institution has met the commitment it made to the accrediting agency prior to the approval. Other specialized accrediting agencies also require an institution to obtain similar approval before or after the event that constitutes a change in control under their standards. Many states include the transfer of a controlling interest of common stock in the definition of a change in control requiring approval. Some state educational agencies that regulate us may require us to obtain approval of the change in control to maintain authorization to operate in that state, and in some cases such states could require us to obtain advance approval of a change in control. We are seeking guidance from the applicable state educational agencies as to whether the initial public offering constitutes a change of control requiring approval.

We are also seeking confirmation from the institutional and programmatic accrediting agencies for Kendall College, NewSchool of Architecture and Design, St. Augustine and Walden University, as well as from the U.S. institutional accrediting agency for Universidad Andrés Bello, whether this offering will constitute a change of control under their respective standards. With respect to the institutional accrediting agencies, the Higher Learning Commission, the Middle States Commission on Higher Education and the Commission on Senior Colleges of the Western Association of Schools and Colleges have informed us that they do not consider this offering to constitute a change of control, but have required certain follow-up information regarding the offering. With respect to the conversion to a Delaware public benefit corporation, among our institutional accreditors, the Middle States Commission on Higher Education has stated that it considers the conversion to a Delaware public benefit corporation to constitute a substantive change under its standards, and has approved the conversion. The Commission on Senior Colleges of the Western Association of Schools and Colleges

required the NewSchool of Architecture and Design and St. Augustine to submit “Substantive Change: Change in Mission, Ownership, or Form of Control” proposals to the Structural Change committee. This committee reviewed these proposals and determined that neither this offering nor the conversion to a Delaware public benefit corporation constituted structural changes requiring approval. Following the conversion, the Florida Commission for Independent Education issued provisional licenses to Walden University and St. Augustine and required additional ongoing financial reporting. In September 2016, it issued a full, non-provisional license to St. Augustine but continued the school on financial reporting.

Many states and programmatic accreditors have informed us that this offering will not constitute a change of control, but some agencies have determined that the offering will need to be reviewed under their respective change of ownership standards. We have notified each agency regarding the offering and some have requested additional information in connection with the offering. To the extent any agency requires approval of this offering, the institutional accrediting agencies and some state educational agencies that authorize our U.S. Institutions also may not act to review or approve this offering on an advance basis. Our failure to obtain any required approval of this offering from the DOE, the institutional accrediting agencies, or the pertinent state educational agencies could result in one or more of our U.S. Institutions losing continued eligibility to participate in the Title IV programs, accreditation or state licensure, which could have a material adverse effect on our U.S. business, financial condition and results of operations.

In addition, we increased our ownership of St. Augustine from 80% to 100% on June 7, 2016. The 20% noncontrolling interest was previously held by Patris of St. Augustine, Inc. and subject to a put right, which Patris of St. Augustine, Inc. elected to exercise. We have notified St. Augustine’s applicable regulators regarding the increase in the percentage of our ownership in St. Augustine.

MANAGEMENT

Directors and Executive Officers

The following table sets forth information regarding our current directors, director designees and executive officers, including their ages. Our directors are elected in accordance with the provisions of the Wengen Securityholders' Agreement. See “—Information Regarding the Laureate Board.” Executive officers serve at the request of the board of directors. There are no family relationships among any of our current directors, director designees and executive officers.

Name	Age	Position
Douglas L. Becker	50	Director, Chairman of the Board, Chief Executive Officer
Enderson Guimarães	57	President and Chief Operating Officer
Eilif Serck-Hanssen	50	Executive Vice President, Chief Financial Officer
Ricardo Berckemeyer	47	Chief Executive Officer, LatAm
Miguel Carmelo	60	Chief Executive Officer, Europe
Timothy F. Daniels	54	Chief Executive Officer, Asia, Middle East and Africa
Jonathan A. Kaplan	52	President/CEO of Walden University and CEO of Laureate Online
Alfonso Martinez	58	Chief Human Resources Officer
Richard J. Patro	56	Chief Executive Officer, Global Products and Services
Karl D. Salnoske	63	Chief Information Officer
Paula Singer	62	Chief Network Officer
Robert W. Zentz	63	Senior Vice President, Secretary, General Counsel
Brian F. Carroll	45	Director
Andrew B. Cohen	45	Director
William L. Cornog	52	Director*
Pedro del Corro	59	Director*
Darren M. Friedman	48	Director**
John A. Miller	63	Director**
George Muñoz	65	Director
Dr. Judith Rodin	72	Director
Jonathan D. Smidt	44	Director**
Ian K. Snow	47	Director
Steven M. Taslitz	57	Director
Quentin Van Doosselaere	55	Director
Robert B. Zoellick	63	Director

* This individual has agreed to join the board of directors upon completion of this offering.

** These individuals will resign from the board of directors upon completion of this offering.

Effective March 31, 2017, Mr. Carmelo will retire as Chief Executive Officer, Europe, upon the combination of our Europe operations with our AMEA operations, and will no longer be an executive officer. At that time, Mr. Daniels will become the Chief Executive Officer of the combined Europe and AMEA operations. See “Presentation of Financial Information.” Mr. Patro plans to retire from the Company not later than December 31, 2017.

Douglas L. Becker has served as our Chairman and Chief Executive Officer since February 2000. Mr. Becker served as President from June 2011 until September 2015. From April 1993 until February 2000, Mr. Becker served as the Company's President and Co-Chief Executive Officer. Mr. Becker has been a director of the Company since December 1989. Mr. Becker was a director of Constellation Energy Corporation from April 1999 through May 2009. From 2004 to June 2015, Mr. Becker served as a director of Meritas LLC, a privately owned family of college preparatory schools. Mr. Becker also

serves on the boards of two nonprofit companies: International Youth Foundation, a nonprofit Global NGO focusing on youth employment, education and civic engagement, for which Mr. Becker serves as Chairman and as a member of its audit committee; and Port Discovery Children's Museum, located in Baltimore, Maryland.

Anderson Guimarães was appointed as our President and Chief Operating Officer effective September 2015. From January to August 2015, Mr. Guimarães served as executive vice president, Global Categories and Operations at PepsiCo, Inc. Mr. Guimarães served as chief executive officer, PepsiCo Europe from September 2012 to January 2015 and as President of PepsiCo Global Operations from October 2011 to September 2012. Before joining PepsiCo, Mr. Guimarães served as executive vice president of Electrolux and chief executive officer of its major appliances business in Europe, Africa and the Middle East from 2008 to 2011. He also spent 10 years at Philips Electronics, from 1998 to 2007, first as a regional marketing executive in Brazil and ultimately as senior vice president, head of Global Marketing Management and general manager of the WidiWall LED display business. He also served as chief executive officer of Philips's Lifestyle Incubator group, an innovation engine which created new businesses and developed them over several years. Earlier, Mr. Guimarães worked in various marketing positions at Danone and Johnson & Johnson. Mr. Guimarães currently serves as a director of AutoZone Inc., a retailer and distributor of automotive replacement parts and accessories. Mr. Guimarães received a B.S. from the Aeronautical Institute of Technology in São José dos Campos, Brazil and an M.B.A. from McGill University (Canada).

Eilif Serck-Hanssen joined Laureate in July 2008 as our Executive Vice President and Chief Financial Officer. From February 2008 until July 2008, Mr. Serck-Hanssen served as chief financial officer and president of international operations at XOJET, Inc. In January 2005, Mr. Serck-Hanssen was part of the team that founded Eos Airlines, Inc., a premium airline, and until February 2008, Mr. Serck-Hanssen served as its executive vice president and chief financial officer. Prior to starting Eos Airlines, Mr. Serck-Hanssen served in several financial executive positions at US Airways, Inc. (now American Airlines, Inc.) and Northwest Airlines, Inc. (now Delta Airlines, Inc.), including serving as a senior vice president and Treasurer of US Airways, Inc. Prior to joining the airline industry, Mr. Serck-Hanssen spent over five years with PepsiCo, Inc., in various international locations and three years with PricewaterhouseCoopers LLP (formerly Coopers & Lybrand Deloitte) in London. Mr. Serck-Hanssen earned his M.B.A. in finance at the University of Chicago Booth School of Business, a B.A. in management science from the University of Kent at Canterbury (United Kingdom), and a B.S. in civil engineering from the Bergen University College (Norway). He is an Associate Chartered Accountant (ACA) and a member of the Institute of Chartered Accountants in England and Wales.

Ricardo Berckemeyer serves as Chief Executive Officer, Latin America, a position he has held since May 2012. From January 2011 through April 2012, Mr. Berckemeyer served as Chief Executive Officer of Laureate's Andean Region. From 2002, when Mr. Berckemeyer joined the Company, through December 2010, he served as Senior Vice President—South America within Laureate's Latin American operations, where he had responsibility for business development in South America. Mr. Berckemeyer received a bachelor's degree in economics from Universidad del Pacifico (Peru) and an M.B.A. from the University of North Carolina at Chapel Hill.

Miguel Carmelo has served as Chief Executive Officer, Europe since May 2012, and as President of Universidad Europea de Madrid since 1999. From 1999 until May 2012, Mr. Carmelo served as President of the Mediterranean Region of Laureate International Universities. Mr. Carmelo received a Ph.D. in economics from Universidad Autónoma, Madrid.

Timothy F. Daniels serves as Chief Executive Officer, Asia, the Middle East and Africa, a position he has held since August 2013. From 2011 through 2013, Mr. Daniels was the president of Apollo Global, where he focused on developing an international network of postsecondary operations for a joint venture between Apollo Group and The Carlyle Group. From 2003 through 2010, Mr. Daniels

was the chairman and chief executive officer of Wall Street Institute International, where he led the turnaround of the leading global provider of English language instruction. From 2000 through 2003, Mr. Daniels served as the managing director for Sylvan Ventures, where he was responsible for all aspects of K-12 sector investments. Mr. Daniels received a B.A. in business administration from the University of Wisconsin and an M.B.A. from the University of Chicago.

Jonathan A. Kaplan has served as President/CEO of Walden University and CEO of Laureate Online since January 2017. Mr. Kaplan has served as President and/or CEO of Walden University since 2007 and during that period he has also served as the CEO of various business units within our GPS segment. Mr. Kaplan received an A.B. from Harvard College and a J.D. from Boston University.

Alfonso Martinez serves as our Chief Human Resources Officer. Mr. Martinez joined the Company in 2013 as the head of Human Resources for our GPS segment. From 2008 to 2013, Mr. Martinez was the executive vice president of human resources for NII Holdings, Inc., a provider of wireless communication services. From 2005 to 2008, Mr. Martinez held various management positions with Sodexo, Inc., an integrated food and facilities management service provider, and was most recently the group vice president of global talent. From 2003 to 2005, Mr. Martinez was the chief executive officer of the Hispanic Association on Corporate Responsibility. Prior to 2003, Mr. Martinez held various positions with Marriott International, Inc. Mr. Martinez earned a B.S. from the University of Denver and a M.S. in organizational psychology from Johns Hopkins University.

Richard J. Patro serves as Chief Executive Officer, Global Products and Services, a position he has held since January 2016. From January 2015 to December 2015, he served as President, Global Products and Services, and from January 2008 to December 2015, he served as Chief Operating Officer, Global Products and Services, and its predecessor businesses. Mr. Patro joined the Company as a finance director in 1995 and served in finance positions of increasing importance prior to his appointment as Chief Operating Officer, Global Products and Services. Mr. Patro earned a B.S. in accounting from Loyola University Maryland.

Karl D. Salnoske has served as our Chief Information Officer since March 2014. From 2010 to 2014, Mr. Salnoske was the executive vice president and CIO of GXS, a leading, multinational business-to-business software company where he oversaw all aspects of the company's internal and external IT systems, data center operations, customer support and quality assurance. From 2004 to 2009, Mr. Salnoske was the vice president and CIO at Schering-Plough, where he directed the planning, acquisition, development and operation of computer and IT systems for all facilities globally. Mr. Salnoske also previously served as a general manager for Software Solutions at IBM as well as a senior IT specialist at McKinsey & Company. Mr. Salnoske earned a B.S. in electrical engineering from Virginia Polytechnic Institute.

Paula Singer joined Laureate in 1993. Ms. Singer has served as Chief Network Officer since January 2015. From 2011 to December 2015, she served as Chief Executive Officer of Global Products and Services. From July 2001 to January 2011, Ms. Singer served as President of the Laureate Higher Education Group. Ms. Singer earned a B.S. in education from the University of Connecticut.

Robert W. Zentz has served as Senior Vice President, General Counsel, Chief Legal Officer and Secretary of Laureate since joining the Company in 1998. Mr. Zentz oversees all of Laureate's legal affairs worldwide and has been the architect of Laureate's international structure and its expansion into 28 countries. Prior to joining Laureate, Mr. Zentz served as North American general counsel for A.C. Nielsen, Inc., the global marketing and media research company and directed the legal work for the sale of Dun & Bradstreet's Donnelley Marketing yellow pages business. Prior to AC Nielsen, Mr. Zentz was general counsel of A.S. Hansen, Inc., a global compensation and benefits firm headquartered in Chicago and negotiated the sale of that business to Mercer, Inc. Mr. Zentz earned a B.S. in accounting from Indiana University and a J.D. from Valparaiso University Law School.

Brian F. Carroll is the Managing Partner of Carroll Capital LLC. He was, through 2016, a Member of KKR, a global alternative asset manager. He joined KKR in 1995 and was head of the Consumer and Retail teams in Europe. He was also a member of the European Investment Committee. In addition to serving as a director of Laureate, in the past five years he has served as a member of the board of directors of Pets at Home Group Plc, Cognita, Northgate Information Solutions, SMCP and Afriflora. Prior to joining KKR, Mr. Carroll was with Donaldson, Lufkin & Jenrette where he worked on a broad range of high yield financing, corporate finance and merchant banking transactions. He has a B.S. and B.A.S. from the University of Pennsylvania, and an M.B.A. from Stanford University Graduate School of Business. Mr. Carroll has been a director and chairman of the compensation committee of our board of directors since July 2007.

Andrew B. Cohen is a Managing Director at Cohen Private Ventures, LLC, which invests long-term capital, primarily in direct private investments and other opportunistic transactions, on behalf of Steven A. Cohen. Prior to his position with CPV, Mr. Cohen was a managing director, director and analyst at S.A.C. Capital Advisors, L.P., an investment management firm, and its predecessor from 2002 to 2005 and 2010 to 2014. From 2005 to 2010, Mr. Cohen was a managing director and partner of Dune Capital Management LP, an investment management firm. Mr. Cohen began his career at Morgan Stanley where he was an analyst in the real estate department and principal investing group (MSREF) and then an associate in the mergers and acquisitions group after business school. Mr. Cohen received his B.A. from the University of Pennsylvania and his M.B.A. from the Wharton School of the University of Pennsylvania. Mr. Cohen is a director of Kadmon Holdings, Inc. He also serves on the boards of several private companies. He also serves on the National Advisory Board of the Johns Hopkins Berman Institute of Bioethics, and the Painting and Sculpture Committee of The Whitney Museum of American Art. Mr. Cohen has been a director since June 2013.

William L. Cornog has agreed to serve as a member of our board of directors upon completion of this offering. Mr. Cornog joined KKR Capstone, a consulting firm that provides services to KKR portfolio companies, in 2002 and currently serves as Global Head of KKR Capstone. Mr. Cornog serves as a member of KKR's Americas, EMEA and APAC Portfolio Management Committees. Prior to joining KKR Capstone, Mr. Cornog was with Williams Communications Group as the senior vice president and general manager of Network Services. Prior to Williams Communications Group, Mr. Cornog was a partner at The Boston Consulting Group. Mr. Cornog has also worked in direct marketing with Age Wave Communications and in marketing and sales positions with SmithKline Beckman. Mr. Cornog holds a B.A. from Stanford University and an M.B.A. from Harvard Business School.

Pedro del Corro has agreed to serve as a member of our board of directors upon completion of this offering. Mr. del Corro is a Member of Torreal, S.A., one of the largest private investment firms in Spain. He joined Torreal in 1990 and is currently a Managing Director and Member of the Board. In addition to serving as a director of Laureate, he is currently a member of the board of directors of Universidad Europea de Madrid, a member of the *Laureate International Universities* network located in Spain, Imagina, Saba Infraestructuras and Arbarin. Prior to joining Torreal, Mr. del Corro held various positions with Procter & Gamble in Spain, Belgium, the United Kingdom and Portugal. He has a law degree from the Universidad de Deusto and a business administration degree from ICADE Business School—Universidad Pontificia Comillas.

Darren M. Friedman will resign as a member of our board of directors upon completion of this offering. Mr. Friedman is a Partner of StepStone Group LP, a position he has held since October 1, 2010. Prior to his employment with StepStone, from 2001 through 2010, Mr. Friedman was Managing Partner of Citi Private Equity ("CPE"), a business unit of Citigroup managing private equity co-investment funds and mezzanine products. At CPE, Mr. Friedman managed over \$10 billion of capital, across three private equity investing activities: direct co-investments, mezzanine debt investments and fund investments. Mr. Friedman received his M.B.A. from the Wharton School of the

University of Pennsylvania and his B.S. in finance from the University of Illinois. Mr. Friedman has been a director since December 2010.

John A. Miller will resign as a member of our board of directors upon completion of this offering. Mr. Miller has served as President since 1987 and Chief Executive Officer since 2006 of North American Corporation, a multi-divisional provider of specialized business distribution and marketing services. Mr. Miller serves as a director (and a member of the audit committee and the executive committee) of Sally Beauty Holdings, a beauty products distribution company. Mr. Miller is also a director of Atlantic Premium Brands, Ltd. (and a member of the compensation committee), Wirtz Corporation (and a member of the compensation committee), Network Services Company and Breakthru Beverage Group (and a member of the compensation and audit committees). Mr. Miller serves on the board of trustees for the University of Denver. Mr. Miller received his B.S.B.A. in Finance from the University of Denver and holds an M.B.A. from the University of Denver where he graduated with honors. Mr. Miller has been a director since January 2009 and was a director of Laureate from 2001 to July 2007.

George Muñoz has been a principal in the Washington, D.C.-based investment banking firm Muñoz Investment Banking Group, LLC since 2001. Mr. Muñoz has also been a partner in the Chicago-based law firm Tobin & Muñoz, LLC since 2002. Mr. Muñoz served as President and Chief Executive Officer of the Overseas Private Investment Corporation from 1997 to January 2001. Mr. Muñoz was Chief Financial Officer and Assistant Secretary of the U.S. Treasury Department from 1993 until 1997. Mr. Muñoz is a certified public accountant and an attorney. Mr. Muñoz is a director of Marriott International, Inc. (and a member of its audit committee), Altria Group, Inc. and Anixter International, Inc., and a trustee of the National Geographic Society. Mr. Muñoz has been a director since March 2013 and chairman of the audit committee of the board of directors since August 2013. Mr. Muñoz served three terms as president of the Chicago Board of Education in the mid-1980s. Mr. Muñoz has taught courses in globalization at Georgetown University in Washington D.C. and is co-author of the book “Renewing the American Dream: A Citizen’s Guide for Restoring of Competitive Advantage.” Mr. Muñoz has a B.B.A. in Accounting from the University of Texas, a J.D. and a Master of Public Policy from Harvard University, and a LL.M. in Taxation from DePaul University.

Dr. Judith Rodin has served as President of The Rockefeller Foundation since March 2005. The foundation supports efforts to combat global social, economic, health and environmental challenges. From 1994 to 2004, Dr. Rodin served as President of the University of Pennsylvania. Before that, Dr. Rodin chaired the Department of Psychology at Yale University, and also served as Dean of the Graduate School of Arts and Sciences and Provost, and served as a faculty member at the university for 22 years. Dr. Rodin is also a director of Citigroup Inc. and Comcast Corporation. Dr. Rodin served as a director of AMR Corporation from 1997 to 2013. Dr. Rodin holds a B.A. from the University of Pennsylvania and a Ph.D. from Columbia University. Dr. Rodin has been a director since December 2013.

Jonathan D. Smidt will resign as a member of our board of directors upon completion of this offering. Mr. Smidt joined KKR in July 2000 and is a Partner in KKR’s private equity business in Europe where he is responsible for leading KKR’s efforts in the Industrial industry sector in the region. Mr. Smidt also serves as a member of KKR’s private equity Investment Committee in Europe. Prior to his current role, Mr. Smidt was based in New York with KKR and focused on private equity investing in the energy and consumer products sectors between 2000 and 2015. In addition to serving as a director of Laureate, Mr. Smidt serves on the board of directors of EFH and Samson Resources Corporation. Prior to joining KKR, Mr. Smidt was with Goldman, Sachs & Co. in their investment banking division where he was focused on the energy and power sector and mergers and acquisitions. Mr. Smidt started his career at Ernst & Young in Cape Town, South Africa. He holds a B.B.S. and a Postgraduate Diploma in Accounting from the University of Cape Town (South Africa). Mr. Smidt is a

member of the Board of Overseers of the Columbia University, Mailman School of Public Health and is a member of the board of Team Rubicon USA. Mr. Smidt is also a member of the Council on Foreign Relations. Mr. Smidt has been a director of Laureate since July 2007.

Ian K. Snow is chief executive officer and a co-founding Partner of Snow Phipps Group, LLC, a private equity firm. Prior to the formation of Snow Phipps in April 2005, Mr. Snow was a Managing Director at Ripplewood Holdings L.L.C., a private equity firm, where he worked from its inception in 1995 until March 2005. Mr. Snow received a B.A., with honors, in history from Georgetown University. He currently serves as a director of the following private companies in which Snow Phipps holds an equity interest: EnviroFinance Group, LLC, a company specializing in financing the acquisition, cleanup and redevelopment of contaminated properties; Velocity Commercial Capital, Inc., a small balance commercial real estate lender; ZeroChaos, LLC, a provider of contingent workforce management solutions; Velvet, Inc., a designer, manufacturer and wholesaler of upscale apparel brands; and Service Champ, Inc., a vehicle products distributor. In addition, from 1996 until 2007, Mr. Snow was a director (and, from 2006 until 2007, a member of the audit committee of the board of directors) of Asbury Automotive Group, Inc. Mr. Snow has been a director since July 2007.

Steven M. Taslitz has served since 1983 as a Senior Managing Director of Sterling Partners, a private equity firm he co-founded with Mr. Becker and others. Mr. Taslitz received his B.A., with honors, in accounting from the University of Illinois. Mr. Taslitz currently serves as a director of the following privately held companies in which Sterling Partners holds an equity interest: Conversant Intellectual Property, Inc., an intellectual property management company; Innovation Holdings, LLC, parent to I/O Data Centers, LLC and Baselayer, LLC, data center and data center operating systems companies; Prospect Mortgage, LLC, a retail mortgage origination company; Wengen Investments Limited; Sterling Fund Management, LLC; Secondary Opportunity Book, LLC; Sterling Venture Partners, LLC; Sterling Capital Partners, LLC; Sterling Capital Partners II, LLC; Sterling Capital Partners III, LLC; SC Partners III AIV One GP Corporation; Sterling Partners 2009, LLC; and Sterling Capital Partners IV, LLC. In addition, from April 2005 to October 2012, Mr. Taslitz was a director of Ameritox Ltd., a prescription monitoring solution provider and Ameritox Testing Management, Inc., a laboratory services company; Mr. Taslitz also serves on the compensation committees of the boards of directors of each of these companies other than Conversant Intellectual Property, Inc. and serves as a member of the audit committee of the board of directors of Ameritox, Ltd. Mr. Taslitz has been a director since July 2007.

Quentin Van Doosselaere is Co-Chief Executive Officer of Bregal Investments, Inc., a private equity investment business. Mr. Van Doosselaere joined Bregal in January 2009. Following his business school graduation in 1984, he moved to New York and began his career at Drexel Burnham Lambert. He then joined Bankers Trust Co. as a Managing Director and ran various global capital markets businesses. In the mid-nineties, he held executive positions in a number of non-profit organizations before going into academia. He was affiliated with Columbia University and Oxford University when he joined Bregal. Mr. Van Doosselaere serves as a member on the investment committees of Bregal Capital, Bregal Sagemount, Bregal Partners, Bregal Freshstream, Bregal Energy, Bregal Private Equity Partners, Ranch Capital Investment and Birchill Exploration. Mr. Van Doosselaere holds a degree from the Solvay Brussels School of Economics of the Université Libre de Bruxelles (Belgium) and a Ph.D. from Columbia University. Mr. Van Doosselaere has been a director since January 2015.

Robert B. Zoellick is a Senior Fellow at the Belfer Center for Science and International Affairs at Harvard University. He is a director of Temasek Holdings (Private) Ltd. (“Temasek”), a Singapore corporation, which is principally engaged in the business of investment holding. Mr. Zoellick has been a director of Temasek since August 2013. He is also a member of the international advisory board for Rolls Royce. From 2007 to 2012, Mr. Zoellick was president of the World Bank Group. From 2006 to 2007, Mr. Zoellick was vice chairman, International, of Goldman Sachs and from 2013 to 2016, he chaired Goldman Sachs’s International Advisors. He also served as a strategic advisor to the Chairman

and CEO of AXA, the global insurance firm headquartered in Paris, from 2013 to 2016. Mr. Zoellick was the deputy secretary of the U.S. Department of State from 2005 to 2006 and the U.S. Trade Representative from 2001 to 2005. From 1993 to 2001, Mr. Zoellick served in various academic and executive posts at the U.S. Naval Academy, Harvard University, Goldman Sachs, Fannie Mae and the Center for Strategic and International Studies. From 1985 to 1993, Mr. Zoellick served in senior posts at the Treasury and State departments, as well as White House deputy chief of staff. Mr. Zoellick received his B.A. (Phi Beta Kappa) from Swarthmore College and a J.D. (magna cum laude) and Master of Public Policy from Harvard University. Mr. Zoellick has been a director since December 2013.

During the past ten years, none of Laureate, its executive officers, its current directors or its director designees has (i) been convicted in a criminal proceeding (excluding traffic violations and similar misdemeanors) or (ii) been a party to any judicial or administrative proceeding (except for matters that were dismissed without sanction or settlement) that resulted in a judgment, decree or final order enjoining such person from future violations of, or prohibiting activities subject to, federal or state securities laws, or a finding of any violation of federal or state securities laws.

Except as described below, during the past ten years (i) no petition has been filed under federal bankruptcy laws or any state insolvency laws by or against any of our executive officers, current directors or director designees, (ii) no receiver, fiscal agent or similar officer was appointed by a court for the business or property of any of our executive officers, current directors or director designees and (iii) none of our executive officers, current directors or director designees was an executive officer of any business entity or a general partner of any partnership at or within two years before the filing of a petition under the federal bankruptcy laws or any state insolvency laws by or against such entity.

In January 2005, Mr. Serck-Hanssen joined the team that founded Eos Airlines, Inc. Eos Airlines was an all first-class shuttle between New York and London. Mr. Serck-Hanssen left Eos in February 2008, and Eos filed for protection under Chapter 11 of the U.S. Bankruptcy Code in late April 2008, after the collapse of Bear Stearns & Co., its largest single client, and the start of the U.S. economic downturn, which caused funding commitments from its financial sponsors to be withdrawn. In December 2008, Mr. Martinez joined NII Holdings, Inc. (“NII Holdings”) as vice president of human resources. Mr. Martinez left NII Holdings in 2013 and NII Holdings filed for protection under Chapter 11 of the U.S. Bankruptcy Code in September 2014.

With the exception of Mr. Van Doosselaere, who holds Belgian citizenship, Mr. del Corro, who holds Spanish citizenship, Mr. Guimarães, who holds dual citizenship in Brazil and Canada, Mr. Serck-Hanssen, who is a Norwegian citizen and a permanent resident of the United States, Mr. Berckemeyer, who holds dual citizenship in Peru and the United States, and Mr. Carmelo, who holds Spanish citizenship, all of the current directors, director designees and executive officers listed above are U.S. citizens.

Each current director and director designee brings a strong and unique background and set of skills to the board of directors, giving the board of directors as a whole competence and experience in a wide variety of areas, including corporate governance and board service, executive management, higher education industry experience, accounting and finance, and risk assessment. Set forth below is a brief description of certain experience, qualifications, attributes or skills of each director and director designee that led the board of directors to conclude that such person should serve as one of our directors:

- Mr. Becker has led our Company since 1989 and has been instrumental in our transformation into the largest private international network of degree granting higher education institutions. His current responsibilities as Chairman and Chief Executive Officer make him well qualified to serve on the board of directors.

- Messrs. Carroll, Cohen, Cornog, del Corro, Friedman, Smidt, Snow, Taslitz and Van Doosselaere are affiliated with private equity and other similar types of investment funds and have significant experience making and managing private equity investments on behalf of their respective funds. Each of the investment funds they represent have been intimately involved in the management of Laureate since 2007, making them well qualified to serve on the board of directors.
- Mr. Miller has served as the president and chief executive officer of a large private company specializing in industrial paper products, packaging, printing and other commercial consumables since 1987. Mr. Miller's long business career, including service as president and chief executive officer of a large distribution company and his previous service on the board of our predecessor make him well qualified to serve on the board of directors.
- Mr. Muñoz has extensive knowledge in the fields of finance and accounting and his knowledge of investment banking, legal experience, corporate governance experience and audit oversight experience gained from his membership on the boards and audit committees of other public companies support his qualifications to serve on the board of directors.
- Dr. Rodin is an experienced leader in the not-for-profit sector and has extensive experience in the areas of corporate affairs, financial reporting, risk management, compensation and legal matters, which supports her qualifications to serve on the board of directors.
- Mr. Zoellick has extensive knowledge, insight and experience on international trade, development, and finance issues and his educational and government experience provide important insights for our global business model. In addition, his current positions with international financial and investment firms as a director of an international investment company make him well qualified to serve on the board of directors.

Information Regarding the Laureate Board

Our board of directors will consist of 11 persons, seven of whom are designated by Wengen. Until Wengen ceases to own at least 40% of the common equity of Laureate, it is entitled to designate a proportion of the Laureate directors commensurate with its relative economic ownership but Wengen has chosen to limit its designees on the initial board. We intend over the course of the next 12 months to add at least two additional independent directors in order to comply with the corporate governance standards of Nasdaq. Pursuant to the Wengen Securityholders' Agreement that we expect will be in place at the time of consummation of this offering, four of Wengen's seven directors shall be selected by KKR, Sterling Capital Partners II, L.P., Bregal and CPV. KKR will be entitled to elect one of Laureate's directors so long as KKR owns at least a number of shares held through or acquired from Wengen in an amount equal to \$75 million divided by the per share initial public offering price of the Class A common stock. Mr. Cornog will be elected to the Laureate board of directors as the KKR-designated director effective upon consummation of this offering, replacing Mr. Smidt, whose resignation as a director will become effective at that time. Sterling Capital Partners II, L.P. will be entitled to elect one of Laureate's directors so long as Sterling Capital Partners II, L.P., Sterling Capital Partners III, L.P., SP-L Affiliate, LLC, Messrs. Becker and Taslitz and each of their respective affiliates (together the "Sterling Parties") collectively own at least a number of shares held through or acquired from Wengen in an amount equal to \$75 million divided by the per share initial public offering price of the Class A common stock. Mr. Taslitz will continue to serve as the Sterling-designated director and Mr. Miller, who has been serving as an additional Sterling-designated director, will resign as a director, effective upon consummation of this offering. Bregal will be entitled to elect one of Laureate's directors so long as Bregal owns at least a number of shares held through or acquired from Wengen in an amount equal to \$75 million divided by the per share initial public offering price of the Class A common stock. Mr. Van Doosselaere will continue to serve as the Bregal-designated director. CPV will be entitled to elect one of Laureate's directors so long as CPV owns at least a number of shares held

through or acquired from Wengen in an amount equal to \$75 million divided by the per share initial public offering price of the Class A common stock. Mr. Cohen will continue to serve as the CPV-designated director. The remaining three Wengen designees to the Laureate board of directors will be selected by the vote of holders of a majority of interests in Wengen and will initially be Mr. Carroll, Mr. del Corro and Mr. Snow. Wengen has agreed that so long as Mr. Becker is our Chief Executive Officer it will vote for Mr. Becker as a director. After completion of this offering Wengen may decide to change the individuals it is entitled to have elected to our board of directors. The Wengen Securityholders' Agreement does not terminate upon the dissolution of Wengen. See "Certain Relationship and Related Party Transactions—Agreements with Wengen."

Controlled Company Exception

After completion of this offering, Wengen will continue to control a majority of the voting power of our outstanding common stock. As a result, we are a "controlled company" within the meaning of the Nasdaq corporate governance standards. Under the Nasdaq rules, a company of which more than 50% of the voting power is held by an individual, group or another company is a "controlled company" and may elect not to comply with certain Nasdaq corporate governance standards, including:

- the requirement that a majority of the board of directors consist of independent directors;
- the requirement that we have a nominating/corporate governance committee that is composed entirely of independent directors with a written charter addressing the committee's purpose and responsibilities;
- the requirement that we have a compensation committee that is composed entirely of independent directors with a written charter addressing the committee's purpose and responsibilities; and
- the requirement for an annual performance evaluation of the nominating/corporate governance and compensation committees.

Following this offering, we intend to utilize these exemptions. As a result, we will not have a majority of independent directors, our nominating/corporate governance committee and compensation committee will not consist entirely of independent directors and such committees will not be subject to annual performance evaluations. Accordingly, for so long as we are a "controlled company" you will not have the same protections afforded to stockholders of companies that are subject to all of the Nasdaq corporate governance requirements.

Laureate Board Committees

Our board of directors has four standing committees: an Audit Committee, a Compensation Committee, a Nominating and Corporate Governance Committee and a Committee on Education.

The Audit Committee meets with our independent auditors to: (i) review whether satisfactory accounting procedures are being followed by us and whether our internal accounting controls are adequate; (ii) monitor audit and non-audit services performed by the independent auditors; (iii) approve fees charged by the independent auditors; and (iv) perform all other oversight and review of the Company's financial reporting process. The Audit Committee also reviews the performance of the independent auditors and annually selects the firm of independent auditors to audit the Company's financial statements. The Audit Committee currently consists of Messrs. Muñoz, Smidt and Snow and the board of directors has determined that Mr. Muñoz is an "audit committee financial expert" for purposes of Regulation S-K, Item 407(d)(5). Upon completion of this offering, Mr. Smidt will resign, and we intend to appoint Mr. Taslitz to the Audit Committee. Mr. Muñoz will be independent for purposes of Rule 10A-3 under the Exchange Act and corporate governance standards. We expect a second independent member to be appointed to the Audit Committee within 90 days of the completion

of this offering to replace either Mr. Snow or Mr. Taslitz and a third new independent member to be appointed to the Audit Committee to replace either Mr. Snow or Mr. Taslitz, whoever remains, within one year of the completion of this offering so that all of our Audit Committee members will be independent as such term is defined in Rule 10A-3(b)(i) under the Exchange Act and under the rules of Nasdaq. The board of directors has affirmatively determined that Mr. Muñoz meets the definition of “independent director” for purposes of the Nasdaq rules and the independence requirements of Rule 10A-3 of the Exchange Act. There were ten meetings of the Audit Committee during 2016.

The Compensation Committee establishes the compensation for the Chief Executive Officer and the other executive officers of Laureate and generally reviews benefits and compensation for all officers and employees. The Compensation Committee also administers our 2007 Plan and our 2013 Plan. The Compensation Committee currently consists of Messrs. Carroll, Friedman and Taslitz. Upon completion of this offering, Messrs. Friedman and Taslitz will resign and the Compensation Committee will consist of Mr. Carroll. There were six meetings of the Compensation Committee during 2016 and one action by written consent.

The Nominating and Corporate Governance Committee reviews and monitors corporate governance matters. There are currently no members on the Nominating and Corporate Governance Committee and its duties will be handled by our board of directors until such time as the board elects members to such committee. The Nominating and Corporate Governance Committee did not meet during 2016.

Prior to the completion of this offering, each of the above committees will adopt a written charter, which will be approved by our board of directors. Following the completion of this offering, copies of each charter will be posted on our website.

The Committee on Education reviews and advises our board of directors regarding academic matters and policies as well as new education products and technologies. The Committee on Education works closely with our Board Advisory Committee on Education, which also includes distinguished outside educational experts. The Committee on Education consists of Dr. Rodin and Mr. Van Doosselaere. There were three meetings of the Committee on Education during 2016.

EXECUTIVE COMPENSATION

Compensation Discussion and Analysis

This Compensation Discussion and Analysis provides an overview of our executive compensation philosophy, the overall objectives of our executive compensation program, and each material element of compensation for the fiscal year ended December 31, 2016 that we provided to each person who served as our principal executive officer or principal financial officer during 2016 and our three most highly compensated executive officers employed at the end of 2016 other than those persons, all of whom we refer to collectively as our Named Executive Officers.

Our Named Executive Officers for the fiscal year ended December 31, 2016 were as follows:

- Douglas L. Becker, Chairman and Chief Executive Officer;
- Eilif Serck-Hanssen, Executive Vice President and Chief Financial Officer;
- Ricardo M. Berckemeyer, Chief Executive Officer, Latin America Region;
- Enderson Guimarães, President and Chief Operating Officer; and
- Paula Singer, Chief Network Officer.

The Compensation Committee is responsible for establishing, implementing, and evaluating our employee compensation and benefit programs. The Compensation Committee periodically reviews and makes recommendations to the board of directors with respect to the adoption of, or amendments to, all equity-based incentive compensation plans for employees, and cash-based incentive plans for executive officers, and evaluates whether the relationship between the incentives associated with these plans and the level of risk-taking by executive officers in response to such incentives is reasonably likely to have a material adverse effect on the Company. The Compensation Committee annually evaluates the performance of our Chief Executive Officer and our other executive officers, establishes the annual salaries and annual cash incentive awards for our Chief Executive Officer and our other executive officers, and approves all equity awards. The Compensation Committee's objective is to ensure that the total compensation paid to the Named Executive Officers as well as our other senior officers is fair, reasonable, and competitive. Generally, the types of compensation and benefits provided to our Named Executive Officers are like those provided to other senior members of our management team.

Executive Compensation Philosophy

The goal of our executive compensation program is to create long-term value for our investors while at the same time rewarding our executives for superior financial and operating performance and encouraging them to remain with us for long, productive careers. We believe the most effective way to achieve this objective is to design an executive compensation program rewarding the achievement of specific annual, long-term and strategic goals and aligning executives' interests with those of our investors by further rewarding performance above established goals. We use this philosophy as the foundation for evaluating and improving the effectiveness of our executive pay program. The following are the core elements of our executive compensation philosophy:

- **Market Competitive:** Compensation levels and programs for executives, including the Named Executive Officers, should be competitive relative to the appropriate markets in which we operate. We are a unique network of organizations, and we believe that competitive pay programs must be locally driven. It is important for our local organizations to leverage an understanding of what constitutes competitive pay in their markets and build unique strategies to attract the high caliber talent we require to manage and grow our fast-paced organization;

- Performance Based: Most executive compensation should be performance-based pay that is “at risk,” based on short-term and long-term goals, which reward both organizational and individual performance;
- Investor Aligned: Incentives should be structured to create a strong alignment between executives and investors on both a short-term and a long-term basis; and
- Financially Efficient: Pay programs and features should attempt to minimize the impact on our earnings and maximize our tax benefits, all other things being equal.

By incorporating these elements, we believe our executive compensation program is responsive to our investors’ objectives and effective in attracting, motivating, and retaining the level of talent necessary to grow and manage our business successfully.

Process for Determining Compensation

Our compensation process for each fiscal year begins in the preceding September, when senior management meets to set the next year’s budgets. Using the budgets developed during October and November, each year in December, the board of directors approves our revenue, earnings, and student enrollment goals for the following year. These goals serve as the target metrics in our Annual Incentive Plan (“AIP”), a non-equity short-term incentive plan designed to create a link between executive compensation and company performance, and our cash Long Term Incentive Plans (“LTIP”) with certain Named Executive Officers, which are designed to reward superior performance over a longer period and thereby provide an incentive for these executives to remain with us. See “—Elements of Laureate’s 2016 Compensation Program—Incentive Opportunity.” In March, the Compensation Committee meets to review the Named Executive Officers’ prior year’s performance, set their base salary levels for the current fiscal year, approve the AIP for the current year, and approve or modify individual goals for the Named Executive Officers that were recommended by management for the discretionary portion of our AIP. In March, the Compensation Committee assesses performance and certifies the extent to which the prior year’s performance goals have been achieved and authorizes the payment of any earned incentive compensation.

The Compensation Committee has not yet assessed 2016 performance under any of our performance-based compensation programs. Accordingly, 2016 payouts under our performance-based incentive awards have not been determined at this time. The Company intends to file a Current Report on Form 8-K or otherwise disclose the 2016 performance-based compensation after the Compensation Committee has assessed 2016 performance under our performance-based compensation programs and individual incentive awards are determined.

Prior to the March Compensation Committee meeting, the CEO and the Chief Human Resources Officer (“CHRO”) review the prior year’s performance of each Named Executive Officer (other than the CEO, whose performance is reviewed only by the Compensation Committee). The conclusions reached and recommendations based on these reviews, including with respect to salary adjustments and AIP cash award amounts, are presented to the Compensation Committee at its March meeting. The Compensation Committee determines salary adjustments and AIP cash awards for our Named Executive Officers, considering the CEO’s recommendations. The CEO and CHRO are not members of the Compensation Committee and do not participate in deliberations regarding their own compensation.

Relationship of Compensation Practices to Risk Management

We have reviewed and considered our compensation plans and practices for all our employees and do not believe that our compensation policies and practices create risks that are reasonably likely to

have a material adverse effect on the Company. We utilize many design features that mitigate the possibility of encouraging excessive risk taking behavior. Among these design features are:

- reasonable goals and objectives that are well-defined and communicated;
- a strong recoupment (“clawback”) policy;
- balance of short- and long-term variable compensation tied to a mix of financial and operational objectives;
- double-trigger severance and equity arrangements;
- an independent compensation consultant for the Compensation Committee; and
- the Compensation Committee’s ability to exercise downward discretion in determining payouts.

Role of Independent Compensation Consultant

During 2016, the CHRO and members of his staff met several times with Frederic W. Cook & Co., Inc. (“FW Cook”), an independent executive compensation consulting firm retained by the Compensation Committee, for advice and perspective regarding market trends that could affect our decisions about our executive compensation program and practices. During this time, FW Cook assessed our compensation philosophy and the structure of our programs and reviewed our existing equity and variable pay compensation documents. FW Cook then advised management about alternatives it could consider before recommending executive compensation design and amounts to the Compensation Committee. The Compensation Committee assessed the independence of FW Cook pursuant to SEC rules and concluded that the work performed by FW Cook does not raise any conflicts of interest.

Compensation Peer Group

In its capacity as the Compensation Committee’s independent compensation consultant, FW Cook has provided insight to the Compensation Committee on certain regulatory requirements and concerns of our investors, assisting with the development of conceptual designs for future equity and cash incentive compensation programs and providing the Compensation Committee with relevant market data and alternatives to consider when making compensation decisions for the CEO and other Named Executive Officers. Additionally, the Compensation Committee requested FW Cook to identify a framework of comparators that adequately reflects the unique nature of our operations. The Compensation Committee used this Compensation Peer Group, which was updated in 2014, as part of the 2016 compensation process to evaluate the competitiveness of the compensation targets for our executive team. The Compensation Peer Group includes three distinct elements, each representing a key Laureate characteristic. These business characteristics include: (1) industry, (2) size and complexity and (3) growth and profitability. The Compensation Committee has defined these characteristics and selected peer companies for each group as follows:

- **Industry:** Companies in the S&P 1500 and the educational services industry with total revenue of at least \$1 billion, including Apollo Education Group, Career Education, DeVry Education Group, Education Management Corporation and ITT Educational Services.
- **Size/Complexity:** Companies in the S&P 1500 with total revenue ranging from \$2.5 billion to \$5.5 billion, with at least 70% of total revenue derived from foreign sources, including Analog Devices, Inc. The Brinks Company, Cabot Corporation, FMC Technologies, Inc., First Solar, Inc., Harman International Industries, Incorporated, International Flavors & Fragrances Inc., Molson Coors Brewing Company, Nabors Industries Ltd., Nvidia Corporation, Sandisk Corp., Terex Corporation, and Universal Corporation.

- **High Growth/Profitability:** Companies in the S&P 1500 with total revenue ranging from \$1 billion to \$10 billion, three-year total revenue CAGR of at least 15%, three-year average EBITDA margins of at least 20%, at least 30% of total revenue generated from foreign sources, including Altera Corporation, BlackRock, Inc., Celgene Corporation, Cliffs Natural Resources Inc., Discovery Communications, Inc., Equinix, Inc., FLIR Systems, Inc., Gilead Sciences, Inc., Global Payments Inc., Intercontinental Exchange, Inc., Mylan N.V., Newmont Mining Corporation, The Priceline Group Inc., ResMed Inc. and Visa Inc.

Since the peer group was updated in 2014, three companies (one from each sub-category), Corinthian Colleges, LSI Corporation and Life Technologies, Inc., have been removed because they have ceased to be independently operated entities.

The Compensation Committee used data derived from our Compensation Peer Group to inform its decisions about overall compensation, compensation elements, optimum pay mix and the relative competitive landscape of our executive compensation program. The committee used multiple reference points when establishing target compensation levels. Because comparative compensation information is just one of several analytic tools the Compensation Committee uses in setting executive compensation, it has discretion in determining the nature and extent of its use. Moreover, given the limitations associated with comparative pay information for setting individual executive compensation, the Compensation Committee may elect not to use the comparative compensation information at all while making individual compensation decisions.

Considerations in Setting 2016 Compensation

In approving 2016 compensation for the Named Executive Officers, the Compensation Committee took under advisement the recommendation of the CEO and CHRO relating to the total compensation package for the Named Executive Officers and, based on company-wide operating results and the extent to which individual performance objectives were met, the Compensation Committee determined 2016 compensation for each of the Named Executive Officers. In determining whether to approve or modify management-recommended compensation for the Named Executive Officers in 2016, the Compensation Committee reviewed non-financial factors as part of the overall evaluation of performance. Such non-financial factors included judging the extent to which each Named Executive Officer identified business opportunities, maximized network synergies for Laureate, shared best practices and maximized the mix of our geographic revenues, programs, modalities and levels of study. The Compensation Committee believes non-financial measures are often “leading indicators” of financial performance and are especially important to a rapidly growing and geographically dispersed company like Laureate. The Compensation Committee believes that the total 2016 compensation opportunity for our Named Executive Officers was competitive while at the same time being responsible to our investors because a significant percentage of total compensation in 2016 was allocated to variable compensation, paid only upon achievement of both individual and Company performance objectives.

The following is a summary of key considerations that affected the development of 2016 compensation targets and 2016 compensation decisions for our Named Executive Officers (and which the Compensation Committee believes will continue to affect its compensation decisions in future years):

Market Targets. We target base salary for our Named Executive Officers generally near the 50th percentile of the Compensation Peer Group. Total cash and total direct compensation (base salary, AIP award at target and the value of equity grants) are generally near the 75th percentile of the Compensation Peer Group. Although historically a specific pay mix for our Named Executive Officers has not been set, it has been and will continue to be our policy to allocate a significantly larger portion of the Named Executive Officers’ compensation in the form of variable or “at-risk” compensation than

is allocated to junior members of management. By targeting our Named Executive Officers' base salaries and total cash and total direct compensation near the 50th and the 75th percentiles, respectively, most of our Named Executive Officers' pay is at risk, consistent with strategies followed by other high-growth companies and the Compensation Committee's pay-for-performance philosophy. Market targets are periodically reviewed to ensure competitiveness with other companies' executives with like responsibilities to our Named Executive Officers.

Emphasis on Performance. Laureate's compensation program provides increased pay opportunity correlated with superior performance over the long term. When evaluating base salary, individual performance is the primary driver that determines the Named Executive Officer's annual increase, if any. In our AIP, both organizational and individual performance are key drivers in determining the Named Executive Officer's non-equity incentive award. Of the outstanding unvested options, performance share units, and restricted stock units currently held by our Named Executive Officers, approximately 50% are performance-based.

The Importance of Organizational Results. Laureate's AIP uses the achievement of specific organizational metrics in determining approximately 80% of the Named Executive Officers' target annual cash incentive award. This is because the Compensation Committee believes it is important to hold the Named Executive Officers accountable for both the results of their organization and overall company results. Our 2016 AIP was designed to emphasize and reward the Named Executive Officers for corporate performance. The Compensation Committee believes that individual contributions by the Named Executive Officers significantly affect both regional and overall corporate results. The payment of LTIP awards and the vesting of performance options and performance share units granted under our 2013 Plan are dependent on the Company achieving overall corporate financial goals.

2016 Stock Option Repricing/Retention Equity Grant

Effective June 17, 2016, upon the recommendation of the Compensation Committee, the board of directors approved a modification in the exercise price of all outstanding stock options granted under the 2013 Plan, other than options granted in 2016, to reduce the exercise price per share to \$23.20 per share, which was the estimated fair market value of the common stock on the effective date of the repricing. Stock options granted under the 2013 Plan during 2016, as well as stock options granted under the 2007 Plan were excluded from this repricing, and will maintain their original exercise prices. The stock options that were repriced had been granted with an exercise price greater than the estimated fair market value on June 17, 2016 (i.e., exercise prices ranging from \$34.52 to \$25.76 per share). Because the exercise prices of these stock options exceeded the estimated fair market value of the Company's common stock on the modification date, the Compensation Committee determined that the retentive value of these awards had substantially diminished from the time they had been granted. The Compensation Committee determined that this repricing was in the best interests of the Company and its stockholders to provide a continued incentive for highly qualified employees with substantial experience in the Company's business to remain employed during a critical period for the Company.

Effective October 25, 2016, the Compensation Committee approved incremental equity grants under the 2013 Plan to 45 senior employees, including the Named Executive Officers other than Mr. Guimarães, each of whom had previously received equity awards under the 2007 Plan and 2013 Plan in 2013 and prior years. These retention awards were the only equity awards made to any of the Named Executive Officers during 2016 and were designed to provide an additional incentive for these employees to remain with the Company. Mr. Becker received 114,790 time-based vesting stock options and 47,477 performance-based vesting stock options because the Compensation Committee wanted to provide an incentive to Mr. Becker that was tied an increase in the overall equity value of the Company, and the other 44 senior employees received restricted stock units ("RSUs") and/or performance share units ("PSUs"). The time-based vesting stock options and RSUs granted on October 25, 2016 will become vested on June 17, 2018, if the recipient continuously remains employed

by the Company through that date. 50% of the performance-based vesting stock options and PSUs granted on October 25, 2016 will become vested if the Company achieves applicable equity value targets (“Equity Value Targets”) in 2016 and 50% will become vested if the Company achieves the applicable Equity Value Targets in 2017, in each case, subject to the recipient remaining continuously employed by the Company through June 17, 2018. See “—Grants of Plan Based Awards in 2016” for more information on these grants.

Elements of Laureate’s 2016 Compensation Program

There are three key components of our executive compensation program for our Named Executive Officers: base salary, AIP awards, and long-term equity incentive awards. Four of our Named Executive Officers, Messrs. Serck-Hanssen, Berckemeyer and Guimarães and Ms. Singer have also participated in our Long-term cash incentive opportunity (“LTIP”). The components of incentive compensation (the AIP awards, equity awards and LTIPs) are significantly “at-risk,” as the degree to which the AIP awards and LTIPs are paid and the performance vesting and the intrinsic value of the equity awards all depend on the extent to which certain of our operating and financial goals are achieved. In addition to these key compensation elements, the Named Executive Officers are provided certain other compensation. See “—Other Compensation.” When reviewing compensation levels, each component of compensation is reviewed independently, and the total pay package is reviewed in the aggregate. However, the Compensation Committee believes that an important component of aligning the interests of investors and executives is to place a strong emphasis on “at risk” compensation linked to overall Company performance.

In 2016, approximately 67% of the compensation for the CEO was “at risk.” See “—Arrangements with Certain Named Executive Officers—Chairman and Chief Executive Officer Compensation” below for a discussion relating to Mr. Becker’s long-term incentive compensation.

Base Salary. We pay our Named Executive Officers base salaries to compensate them for services rendered each year. Base salary is a regular, fixed-cash payment, the amount of which is based on position, experience, and performance after considering the following primary factors—internal review of the executive’s compensation, relative to both U.S. national market targets and other executives’ salaries, and the Compensation Committee’s assessment of the executive’s individual prior performance. Salary levels are typically considered annually as part of our performance review process but can be adjusted in connection with a promotion or other change in job responsibility. Merit-based increases to salaries of the Named Executive Officers are determined each March by the Compensation Committee after the Compensation Committee assesses performance by each executive during the preceding fiscal year. Each of the Named Executive Officers received a 2.0% salary increase from 2015 to 2016, except for Mr. Guimarães, who received an increase of 0.7% from 2015 to 2016 because his employment with the Company began on September 1, 2015.

The salary increases for the Named Executive Officers from 2015 to 2016 were:

<u>Executive</u>	<u>Salary as of December 31, 2015</u>	<u>Salary Increase from 2015 to 2016(1)</u>	<u>2016 Salary</u>
Douglas L. Becker	\$998,278	2.0%	\$1,018,244
Eilif Serck-Hanssen	\$582,329	2.0%	\$ 593,975
Ricardo M. Berckemeyer	\$682,906	2.0%	\$ 696,564
Enderson Guimarães	\$900,000	0.7%	\$ 906,017
Paula Singer	\$682,906	2.0%	\$ 696,564

(1) Salary increases effective March 1, 2016.

Incentive Opportunity. In addition to receiving base salaries, the Named Executive Officers participate in the AIP each year. Messrs. Serck-Hanssen, Berckemeyer and Guimarães also participate in LTIPs in 2016. The Compensation Committee has identified several factors that it believes are critical to the success of our business and these factors, in various combinations, are incorporated into the 2013 Plan, the AIP and the LTIPs:

- *Adjusted Financing EBITDA:* EBITDA equals revenues minus expenses (excluding interest, taxes, depreciation and amortization). Financing EBITDA excludes non-cash compensation expenses, including expenses relating to long-term incentive plans, acquisition costs, support charges, and royalty/network fees. For 2016, the Compensation Committee used an Adjusted Financing EBITDA target for purposes of the AIP, which is like Adjusted EBITDA described elsewhere in this prospectus but excludes the impact of foreign currency exchange rates and certain extraordinary or non-recurring items, which the Compensation Committee believes are not indicative of ongoing results (“Adjusted Financing EBITDA”). The Compensation Committee believes that Adjusted Financing EBITDA is an important measure in evaluating management’s success in positioning the Company for sustainable profitability, which is a primary goal of the Company.
- *Revenue:* Revenues are the fees generated from our provision of educational services and products before any costs or expenses are deducted. Year-to-year growth in revenues indicates a strong base for future growth.
- *Operating EBITDA Margin:* EBITDA Margin is EBITDA as a percentage of total revenues. In 2016, we calculated the EBITDA Margin using Operating EBITDA. Operating EBITDA is Adjusted Financing EBITDA excluding the value added tax from royalty/network fees. Operating EBITDA Margin is a means by which the Compensation Committee can monitor the extent to which the Company’s growth in revenues results in increased profitability. The target for 2016 was based on 2015 results plus 40 basis points.
- *New Enrollment:* New enrollment is defined as students who enroll in an academic program for the first time or students who return to their academic program after an absence of at least two years. New enrollment indicates that there is continued interest in the *Laureate International Universities* network and can be a leading indicator of future revenue levels. Total enrollment is tied to total revenues and can be a leading indicator of continued good student outcomes.

Certain adjustments in measuring performance. In measuring financial performance for purposes of our incentive compensation programs, the Compensation Committee focuses on the fundamentals of the underlying business performance and adjusts for items that are not indicative of ongoing results. For example, revenue and Adjusted Financing EBITDA measures are expressed in constant currencies (i.e., excluding the effects of foreign currency translation) because we believe that period-to-period changes in foreign exchange rates can cause our reported results to appear more or less favorable than business fundamentals indicate. The Compensation Committee’s approach to other types of adjustments is subject to pre-established guidelines, including materiality, to provide clarity and consistency on how it views the business when evaluating performance. Charges/credits that may be excluded from Adjusted Financing EBITDA include: strategic items (such as restructurings, acquisitions and divestitures); regulatory items (changes in law, or tax or accounting rules); and external items (extraordinary, non-recurring events such as natural disasters). For example, among other things, the Compensation Committee expects to adjust 2016 performance to give effect to the divestitures of our French and Swiss hospitality businesses during 2016.

Annual Cash Incentive Opportunity. Our AIP is an annual cash incentive program designed to create a link between executive compensation and performance of the participants and the Company. The AIP provides metrics for the calculation of annual incentive-based cash compensation after assessing the executive’s performance against pre-determined quantitative and qualitative measures

within the context of our overall performance. For purposes of compliance with the Internal Revenue Code (“Code”), awards under the AIP will not be paid to individuals subject to Section 162(m) of the Code unless attainment of performance goals is certified by the Compensation Committee. In the event of attainment of minimum performance goals under the AIP, the Compensation Committee will exercise negative discretion to adjust awards downwards from a potential maximum amount to satisfy requirements under Section 162(m) of the Code, while still providing for awards based on Company and individual performance in accordance with our AIP program. In addition, a significant portion of each Named Executive Officer’s 2016 AIP awards will be determined based on individual performance. In evaluating individual performance, the Compensation Committee reviews the annual objectives set for each of the Named Executive Officers at the start of the year (by the Compensation Committee for the CEO and by the CEO for all other Named Executive Officers) and uses its judgment to determine whether the objectives were achieved. Individual performance is weighted at 20% of the overall AIP opportunity at target. Individual results for the year are rated by the Compensation Committee on a scale from 0% to 200% based on the recommendation of the CEO, except with respect to his own performance, which is determined by the Compensation Committee. Considerations affecting evaluation of individual performance may include extraordinary economic or business conditions, the state of the business, deviations from forecasted business targets that are unrelated to the executive’s performance and other external factors that, in the CEO’s judgment (or the Compensation Committee’s judgment in the case of the CEO’s individual performance), may have affected our financial and operating results. The Compensation Committee also considers constructive strategic issues that have long-term consequences such as: positive student outcomes like job placement and on-time graduation, achieving the highest academic and operational standards and regulatory compliance. The Named Executive Officers are also rewarded for important strategic contributions like building succession plan pipelines and high-performance cultures. In reviewing the compensation of the Named Executive Officers, the Compensation Committee considers the executive’s performance, the importance of his or her position to us and the executive’s future leadership potential. For all Named Executive Officers, other than the CEO, the CEO gives guidance to the Compensation Committee as to whether he believes each of the Named Executive Officers has achieved the individual performance goals set at the beginning of the year. After his review, the CEO presents AIP award and salary adjustment recommendations for the Named Executive Officers to the Compensation Committee for approval. The Compensation Committee determines the compensation of the Named Executive Officers, considering the CEO’s assessment of each executive’s performance. The Compensation Committee determines whether the CEO has achieved the individual performance goals the Compensation Committee set for the CEO, taking into account the CEO’s assessment of his own performance.

AIP award levels for the Named Executive Officers are dependent on the extent to which specified levels of the above metrics and certain individual goals have been achieved. The goals specified in the AIP for each of the above metrics derive from management’s annual business plan (the “annual plan”) and management’s plan for the next five fiscal years (the “long-range plan”), both of which are reviewed by the board of directors each December. The CEO and CHRO work with the Compensation Committee to set target metrics for the AIP based on our board-approved annual plan and the financial goals contained therein, which the directors believe should be attainable but only with considerable effort.

In February 2016, the Compensation Committee adopted the 2016 AIP. Weighting under the 2016 AIP consisted of: Adjusted Financing EBITDA, 40%; Revenue, 15%; Operating EBITDA Margin, 10%; New Enrollments, 15%; and Individual Performance, 20%. If at least 95% of the corporate and/or regional Adjusted Financing EBITDA target was not achieved for the year, the maximum AIP payment for Named Executive Officers would be capped at 100% of target. If at least 80% of the corporate Adjusted Financing EBITDA was not achieved for the year, the AIP plan pool for the Company’s executive officers, which includes the Named Executive Officers, would not be funded. If at least 85% of the corporate and/or regional Adjusted Financing EBITDA target was not achieved for

the year, the Compensation Committee could elect not to pay any awards to any participant under the 2016 AIP. As of the date of this prospectus, the Compensation Committee has not yet assessed 2016 performance under any of our performance-based compensation programs. Accordingly, 2016 performance-based incentive awards, including the AIP, has not been determined at this time. The Company intends to file a Current Report on Form 8-K or otherwise disclose the 2016 performance-based compensation after the Compensation Committee has assessed 2016 performance under our performance-based compensation programs and individual incentive awards are determined.

In 2016, AIP target award opportunities ranged from 85% to 130% of the base salary of each Named Executive Officer, depending on the executive's level of responsibility and the effect the Compensation Committee perceived the Named Executive Officer to have on Company operations. The Compensation Committee took into consideration Compensation Peer Group competitiveness and compensation equity across various Company executive positions when setting the range of target 2016 AIP award opportunities for our Named Executive Officers. The Compensation Committee also gave each Named Executive Officer the opportunity to earn a 2016 AIP award above the target opportunity up to a maximum of 200% of his or her AIP target opportunity, if the Company achieved certain levels of performance and the Compensation Committee determined that the individual had achieved certain goals, as well.

AIP awards granted to our Named Executive Officers for 2016 performance will reflect the Compensation Committee's assessment of each Named Executive Officer's individual performance and our overall performance when measured against the Compensation Committee-established goals for 2016 of Adjusted Financing EBITDA, revenue, Operating EBITDA margin, new enrollments, and individual objectives. The 2016 AIP was designed so that a multiplier will be applied to the respective weight of each metric, which proportionally reduces or increases the Named Executive Officer's award depending on the extent to which the goal for each metric is missed or exceeded, as applicable and as set forth in the table below for each Named Executive Officer. Except as described below, for performance percentages between the levels set forth in the table, the resulting payout percentage would be adjusted on a linear basis. Because the Compensation Committee's intent in designing the 2016 AIP was for the Named Executive Officers to stress improved profitability, the 2016 AIP provided that: (i) had we achieved 80% or less of the 2016 corporate and/or regional Adjusted Financing EBITDA goal, as applicable, none of the Named Executive Officers would have received any 2016 AIP Award, and (ii) had the Company achieved less than 95% of the 2016 corporate and/or regional Adjusted Financing EBITDA goal, as applicable, none of the Named Executive Officers would have received more than his or her target award opportunity, regardless of whether the goal for any of the other metrics had been exceeded. Additionally, the 2016 AIP provided that if the Company achieved 85% or less of the established goal for new enrollments, 90% or less of the established goal for revenues or if Operating EBITDA Margin was less than or equal to the applicable 2015 result, then the portion of the Named Executive Officer's AIP award dependent on that metric would be entirely deducted from his or her total 2016 AIP award opportunity.

<u>Percent Payout</u>	<u>Performance Against Plan</u>	<u>Adjusted Financing EBITDA</u>	<u>Revenue</u>	<u>Operating EBITDA Margin</u>	<u>New Enrollments</u>
Weight		40%	15%	10%	15%
200%	Percent of Target	110%	110%	2015 result + 80 bps	115%
100%	Value for 100% payout	Target	Target	2015 result + 40 bps	Target
0%	Percent of Target	90%	90%	2015 Result	85%

Although the Compensation Committee has not yet assessed performance under the 2016 AIP, the tables below contain the goal for each metric used in the 2016 AIP. 2016 AIP awards for all Named Executive Officers, apart from Mr. Berckemeyer, will be based on corporate results, which goals and results are shown in the first table below. Mr. Berckemeyer's 2016 AIP goals were based on LatAm

regional results, which goals are shown in the second table below. Of the four financial metrics used to determine 2016 AIP awards, Adjusted Financing EBITDA was weighted the heaviest because of the Compensation Committee's focus on profitability. While each of Operating EBITDA margin, revenue, and new enrollment are critical to our ability to grow over the long term, the Compensation Committee believes Adjusted Financing EBITDA is the most important measure of sustainable profitability.

Corporate 2016 AIP

<u>Performance Metric</u>	<u>Target</u>	<u>Weighted Target as % of Award</u>
Adjusted Financing EBITDA(1)	\$ 781.4	40%
Revenue(1)	\$4,365.5	15%
Op EBITDA Margin	18.7%	10%
New Enrollments	536,353	15%
Individual Performance		20%
		<u>100%</u>

(1) In thousands

LatAm 2016 AIP

<u>Performance Metric</u>	<u>Target</u>	<u>Weighted Target as % of Award</u>
Adjusted Financing EBITDA(1)	\$ 495.0	40%
Revenue(1)	\$2,396.1	15%
Op EBITDA Margin	21.9%	10%
New Enrollments	416,348	15%
Individual Performance		20%
		<u>100%</u>

(1) In thousands

The table below provides information relating to the 2016 AIP target for each of the Named Executive Officers, both in dollar amounts and as a percentage of year-end base salary.

<u>Executive</u>	<u>Year-End 2016 Base Salary Amount (\$)</u>	<u>AIP Target Award as % of 2016 Year-End Salary</u>	<u>Target 2016 AIP Award (\$)</u>
Douglas L. Becker	1,018,243	120%	1,221,891
Eilif Serck-Hanssen	593,975	85%	504,879
Ricardo M. Berckemeyer	696,564	120%	835,877
Enderson Guimarães	906,017	130%	1,177,821
Paula Singer	696,564	100%	696,564

Long-Term Cash Incentive Opportunity. Messrs. Serck-Hanssen, Berckemeyer and Guimarães each participated in a LTIP in 2016, and Ms. Singer also participated in a LTIP in 2015. The LTIPs are multi-year cash incentive plans designed to motivate and reward participants for the achievement of performance goals over a multi-year period by offering them the opportunity to receive cash payments based on the achievement of such goals. The multi-year performance period is designed to provide an additional incentive for the Named Executive Officers to remain with Laureate through the

performance period and beyond. The LTIP awards are conditioned on the achievement of Company financial performance goals and are earned over separate one-year periods subject to continued employment. LTIP payouts for 2015 appear in the Summary Compensation Table. As of the date of this prospectus, the Compensation Committee has not yet assessed 2016 performance under any of our performance-based compensation programs. Accordingly, 2016 performance-based incentive awards, including the LTIPs, have not been determined at this time. The Company intends to file a Form 8-K or otherwise disclose the 2016 performance-based compensation after the Compensation Committee has assessed 2016 performance under our performance-based compensation programs and individual incentive awards are determined.

The LTIPs initially had two separate one-year performance periods commencing January 1, 2014 and continuing through December 31, 2015, with the payouts for each year under the plan payable as soon as practicable after the Compensation Committee assessed whether the applicable target had been achieved based on the audited financial statements for that year. Payouts under the LTIPs are based on the achievement of Corporate Adjusted Financing EBITDA targets, and in the case of Mr. Berckemeyer only, LatAm Adjusted Financing EBITDA targets.

In September 2014, the Compensation Committee approved a change to Mr. Berckemeyer's LTIP arrangement to add an additional \$1,000,000 award opportunity for 2016. Payments of awards to Mr. Berckemeyer in 2016 are subject (a) 50% to continued employment on the applicable annual payment date, and (b) 50% to achievement of the annual performance targets set by the Compensation Committee. Payment of the performance-based component will be based on achievement of at least 98% of the Adjusted Financing EBITDA target for 2016. For Mr. Berckemeyer, the performance targets for 2016 are based on the goals contained in the Company's 2014 long range plan on a foreign currency exchange neutral basis at 2015 budget exchange rates, based 75% on LatAm Adjusted Financing EBITDA, which is \$723,859,021, and 25% on Corporate Adjusted Financing EBITDA, which is \$1,033,673,322. Payment, if earned, will be made as soon as administratively practicable after the end of the performance period.

In May 2015, the Compensation Committee approved an additional year for Mr. Serck-Hanssen's LTIP. If at least 98% of the applicable 2016 Corporate Adjusted Financing EBITDA target is achieved, Mr. Serck-Hanssen will be eligible to receive a \$500,000 payment. For Mr. Serck-Hanssen, the 2016 performance target is based on the goals contained in the Company's 2015 long range plan, on a foreign currency exchange neutral basis at 2015 budget exchange rates, which is \$942,449,981. Payment, if earned, will be made as soon as administratively practicable after the end of the performance period.

Pursuant to his offer letter, Mr. Guimarães is eligible to participate in a cash LTIP plan valued at \$1,000,000 in 2016 and \$1,500,000 in 2017, subject to the terms of the plan as amended from time to time. LTIP goals are tied to achievement of Adjusted Financing EBITDA goals in the Company's 2016 budget and 2017 long range plan. Payment will be based on achievement of at least 98% of the Adjusted Financing EBITDA target for each year. For Mr. Guimarães, the 2016 performance target is based on the goals contained in the Company's 2016 budget on a foreign currency neutral basis at 2016 budget exchange rates, which was \$781,355,195. Payment, if earned, will be made as soon as administratively practicable after the end of the performance period.

<u>Executive</u>	<u>2016 Payment Target</u>
Eilif Serck-Hanssen	\$ 500,000
Ricardo M. Berckemeyer	\$1,000,000
Enderson Guimarães	\$1,000,000

Long-Term Equity Incentive Opportunity. The use of long-term equity incentives creates a link between executive compensation and Laureate's long-term performance, thereby creating alignment

between executive and investor interests. In 2013, our board of directors and the stockholders of the Company approved the 2013 Plan, which is an omnibus plan providing the flexibility to grant a variety of long-term equity incentive awards, including stock options, restricted stock, restricted stock units and stock appreciation rights. In September 2015 and December 2016, our board of directors and the stockholders of the Company approved amendments to the 2013 Plan to increase the aggregate number of shares of common stock issuable pursuant to awards that may be granted under the 2013 Plan. As of December 31, 2016, only stock options, RSUs and PSUs had been granted to any of the Named Executive Officers under the 2013 Plan. In connection with the adoption of the 2013 Plan, the Compensation Committee made long-term equity incentive awards to the Named Executive Officers that were intended to provide five years of long term incentive on an up-front basis. The Compensation Committee did not make any equity grants to any Named Executive Officer during 2016 other than the October, 2016 retention awards described above in “—2016 Stock Option Repricing/Retention Equity Grant” and included in “—Grants of Plan Based Awards in 2016”.

Equity awards granted to the Named Executive Officers under the 2013 Plan were determined based on market competitiveness, criticality of position and individual performance (both historical and expected future performance) and, in the case of Mr. Guimarães, recruitment. There is no set weight given to these factors. Performance awards granted to our Named Executive Officers under the 2013 Plan can vest subject to an annual corporate Equity Value Target. The Equity Value Target was based on 15% cumulative annual growth over 2012 results. Equity Value is generally defined as Adjusted EBITDA, minus noncontrolling interests equity value, multiplied by 10, minus net debt all calculated on a foreign currency neutral basis. The targets also contain a catch-up provision. If the performance-vesting target is missed for a year, that performance tranche can vest in any subsequent year after which the targeted result is achieved for the current year. The Compensation Committee uses its discretion in determining appropriate equity award levels for the Named Executive Officers.

Commencing with the annual equity grants made in 2016, the Compensation Committee refined the Company’s long term incentive award program to make it more consistent with market practice, appropriately aligning pay with performance, and maximizing share usage under our 2013 Plan. Because the Named Executive Officers each received front loaded awards in 2013, or in the case of Mr. Guimarães in 2015 upon his recruitment, none of the Named Executive Officers received an annual equity award in 2016 with these new features. Certain of the Named Executive Officers did, however, receive the October 2016 retention grant described above in “—2016 Stock Option Repricing/Retention Equity Grant”, which did not incorporate the new annual refinements. It is anticipated Named Executive Officers may receive grants with the new features in future periods.

The principal long-term equity incentive design features adopted in 2016 included:

- Move from plan designed to deliver market-competitive long-term incentives in up front fashion to senior executives and on an annual basis to other employees to one designed to deliver market-competitive long-term incentives on an annual basis to all eligible employees;
- Move from awards vesting over 5 years to awards vesting over 3 years, generally as follows:
 - Stock options 33.3% of the total number of options in each annual grant vesting each year,
 - RSUs 33.3% of the total number of units in each annual grant vesting each year, and
 - PSUs: a percentage of target determined based on corporate performance on the third anniversary of the grant date against an Adjusted EBITDA performance goal set annually by the Compensation Committee;
- Reduce or eliminate use of performance stock options; and
- Change from Equity Value Target performance goal to Adjusted EBITDA performance goal.

The following is a description of equity awards granted to our Named Executive Officers since 2013:

Stock Options: Historically, stock options have been, and we expect they will continue to be, a core element of long-term incentive opportunity for our Named Executive Officers. The Compensation Committee believes that the best way to align compensation of our Named Executive Officers with long-term growth and profitability is to design long-term incentive compensation that is, to a great degree, dependent on Company performance. Time-based stock options granted to our Named Executive Officers (other than those granted to Mr. Becker in October 2016) vest in equal annual installments over a five-year period, subject to continued employment on each applicable vesting date. Performance-based stock options granted to our Named Executive Officers (other than those granted to Mr. Becker in October 2016) under our 2013 Plan vest in equal annual installments over a five-year period based on satisfaction of the annual Equity Value Target described above, subject to continued employment on each applicable vesting date. See “—2016 Stock Option Repricing/Retention Equity Grant” and “—2016 Grants of Plan Based Awards” for more information on the stock options granted to Mr. Becker in October 2016. See “—Outstanding Equity Awards” for information about the vesting terms of our outstanding stock options.

See “—Arrangements with Certain Named Executive Officers—Chairman and Chief Executive Officer Compensation” for more information concerning (x)(1) options the Company will grant to Mr. Becker and (2) shares of our Class B common stock Wengen will transfer to Mr. Becker in exchange for the liquidation of certain of Mr. Becker’s Executive Profits Interests and (y) shares Wengen will transfer to an entity affiliated with Mr. Becker and Steven Taslitz and two other founding partners of Sterling Partners (collectively, the “Sterling Founders”) in exchange for the liquidation of certain equity interests the Sterling Founders hold in Wengen, all effective upon the consummation of this offering.

Performance Share Units: Each of the Named Executive Officers (other than Mr. Guimarães) received a grant of PSUs in 2013. The PSUs vest in equal annual installments over a five-year period subject to satisfaction of the Equity Value Target described above. The portion of the initial grant of PSUs subject to achievement of each of the 2013 and 2014 Equity Value Targets was first eligible to vest after the publication of audited financial statements for 2014. The remaining portion of the PSUs is, or was, as applicable, eligible to vest based on achievement of the applicable 2015, 2016, and 2017 Equity Value Targets. The grant agreements contain the catch-up provision discussed above. Mr. Guimarães received grants of 174,392 PSUs in September 2015 and 30,518 PSUs in December 2015, which will be, or was, as applicable, eligible to vest based on achievement of the applicable 2015, 2016, 2017, 2018 and 2019 Equity Value Targets. The Named Executive Officers (other than Messrs. Becker and Guimarães) also received PSUs in October 2016. See “—2016 Stock Option Repricing/Retention Equity Grant” and “—2016 Grants of Plan Based Awards” for more information on these grants. See “—Outstanding Equity Awards” for information about the vesting terms of our outstanding PSUs.

In March 2015, the Compensation Committee determined, based on the Company’s audited consolidated financial statements for 2013 and 2014, that the Equity Value Targets for 2013 and 2014 had been achieved, and the PSUs subject to those Equity Value Targets vested and were settled in shares of common stock in April 2015. In March 2016, the Compensation Committee determined, based on the Company’s audited consolidated financial statements for 2015, that the Equity Value Target for 2015 had been achieved and the PSUs subject to that Equity Value Target vested and were settled in shares of common stock in April 2016. PSUs are impacted by all changes in the fair market value of our common stock and, therefore, the value to the Named Executive Officers is affected by both increases and decreases in the fair market value. Except as provided in an individual agreement, all unvested PSUs are forfeitable upon termination of employment prior to vesting. PSUs do not provide voting or dividend rights until the units are vested and settled in shares of common stock.

Restricted Stock Units: On May 14, 2015, Mr. Serck-Hanssen received a grant 20,380 RSUs under the 2013 Plan, all of which will vest on May 14, 2018, subject to continued employment through such date. On September 17, 2015, Mr. Guimarães received a grant of 62,500 RSUs and on December 16, 2015, Mr. Guimarães received an additional grant of 10,937 RSUs, all of which will vest on December 31, 2017, subject to continued employment. If Mr. Guimarães's employment is terminated without cause (other than due to death or disability) prior to December 31, 2017, the 73,437 RSUs granted to Mr. Guimarães in 2015 will vest immediately, provided Mr. Guimarães signs a required separation and release agreement within the time period specified in the agreements. The Named Executive Officers (other than Messrs. Becker and Guimarães) also received RSUs in October 2016. See “—2016 Stock Option Repricing/Retention Equity Grant” and “—2016 Grants of Plan Based Awards” for more information on these grants. See “—Outstanding Equity Awards” for information about the vesting terms of our outstanding RSUs.

Except as provided in an individual agreement, all unvested RSUs are forfeitable upon termination of employment prior to vesting. RSUs do not provide voting or dividend rights until the units are vested and settled in shares of common stock.

Other Compensation

Deferred Compensation. The Post-2004 DCP is intended to promote executive retention by providing a long-term savings opportunity on a tax-efficient basis to approximately 82 eligible Company employees for the 2016 Plan year, including certain of the Named Executive Officers. The Post-2004 DCP allows participants to defer up to 85% of their base salaries and 100% of any AIP awards, with interest earned at market rates on deferred amounts and payout following termination of employment or another selected payout schedule. Payouts of Post-2004 DCP balances are made in a lump sum or in installments, at the election of the participants. Each year, we have the ability, but not the obligation, to make matching employer contributions to each participant's Post-2004 DCP account if the participant made salary reduction contributions to the 401(k) Retirement Savings Plan, received less than the full match under the 401(k) Retirement Savings Plan on the salary reduction contribution because of the limit in Section 401(a)(17) of the Code on compensation and made at least a \$5,000 minimum contribution to his or her 401(k) Retirement Savings Plan account. To date, we have not made any matching contributions to any participant Post-2004 DCP account, nor have we chosen to make any other discretionary employer contributions permitted to be made to participants pursuant to the Post-2004 DCP. See “—2016 Nonqualified Deferred Compensation” below for information relating to the 2014 Post-2004 DCP accounts of certain of our Named Executive Officers. All amounts deferred under the Post-2004 DCP are unfunded and unsecured obligations of Laureate, receive no preferential creditors' standing and are subject to the same risks as any of our other general obligations.

Benefits. We provide various employee benefit programs to our Named Executive Officers, including medical, dental, life/accidental death and dismemberment disability insurance benefits and our 401(k) Retirement Savings Plan. These benefit programs are generally available to all of our U.S.-based employees. Executive Officers, including the Named Executive Officers other than Mr. Guimarães, also were provided access to a Medical Expense Reimbursement Program until December 31, 2014. Through this program they could receive reimbursement for health care charges not covered by our health care plan. This program only covered eligible health expenses as defined by Section 213 of the Code. Some runout expense reimbursement claims were paid in 2015. Executive Officers are also provided with individual supplemental executive long-term disability coverage and may participate in the Pinnacle Care Health Consulting Service, a medical concierge service that provides advice and other assistance with health care decisions and gives them access to medical services around the world. In connection with his recruitment we agreed to provide Mr. Guimarães with relocation benefits. These benefits are provided to the Named Executive Officers to eliminate potential distractions from

performing their regular job duties. We believe the cost of these programs is counterbalanced by an increase in productivity by the executives receiving access to them.

Clawback Policy

In October 2013, the Compensation Committee adopted an Executive Incentive Compensation Recoupment Policy, also known as a “clawback.” Under these clawback provisions, executives that violate confidentiality, non-competition, and non-solicitation agreements forfeit any outstanding awards under the 2013 Plan and return any gains realized from awards prior to the violation. These provisions serve to protect our intellectual property and human capital, and help ensure that executives act in the best interests of Laureate and its stockholders. We plan to revise the Executive Incentive Compensation Recoupment Policy to be consistent with the final rules implementing the requirements of the Dodd-Frank Act.

Tax and Accounting Implications

As part of its role, the Compensation Committee considers the tax and accounting impacts reflected in our financial statements when establishing our compensation plans. The forms of compensation it selects are intended to be cost-efficient. Under GAAP, the cash AIP awards, LTIP awards, and performance-based equity awards result in “accrual” accounting, which means that the estimated payout of the award, along with any changes in that estimate, are recognized over the performance period. Our ultimate expense will equal the value earned by and paid to the executives. Therefore, the ultimate expense is not determinable until the end of the performance period.

Section 162(m) of the Code generally provides that publicly held corporations may not deduct in any taxable year specified compensation of more than \$1,000,000 paid to the CEO and the next three most highly compensated executive officers, excluding the chief financial officer. However, performance-based compensation more than \$1,000,000 is deductible if specified criteria are met, including shareholder approval of the material terms of applicable plans.

As we have not been subject to Section 162(m) of the Code since the leveraged buyout, the Compensation Committee did not consider the impact of this rule when developing and implementing our executive compensation programs through 2015. Section 162(m) of the Code provides for a transition period for IPO companies. However, beginning in 2016, the Compensation Committee’s intention is to comply with the requirements for deductibility under Section 162(m) of the Code, unless the Committee concludes that adherence to the limitations imposed by these provisions would not be in the best interest of the Company or its shareholders. While base salaries of more than \$1,000,000 are not deductible, payments made under our AIP and LTIP programs, and the grants of PSUs and stock options are intended to qualify for deductibility under Section 162(m) of the Code as qualified performance-based compensation.

For purposes of compliance with the Code, awards under applicable programs will not be made to individuals subject to Section 162(m) of the Code unless attainment of performance goals is certified by the Compensation Committee. In the event of attainment of minimum performance goals under these programs, the Compensation Committee will exercise negative discretion to adjust awards downward from a potential maximum amount in order to satisfy requirements under Section 162(m) of the Code, while still providing for awards based on Company and individual performance in accordance with our AIP, LTIP and equity compensation programs.

Summary Compensation Table

The following table summarizes the total compensation earned in 2014 (except for Mr. Guimarães, who was not a Named Executive Officer in that year), in 2015 and in 2016 by the CEO and Chief Financial Officer during the fiscal year and the three other persons serving as executive officers at the end of fiscal 2016 who were the most highly compensated executive officers of the Company in fiscal 2016.

The Compensation Committee has not yet assessed 2016 performance under any of our performance-based compensation programs. Accordingly, 2016 awards have not been determined at this time. The Company intends to file a Current Report on Form 8-K or otherwise disclose the 2016 performance-based compensation after the Compensation Committee has assessed 2016 performance under our performance-based compensation programs and individual incentive awards are determined.

We have omitted from this table the columns for Change in Pension Value and Nonqualified Deferred Compensation Earnings, because no Named Executive Officer received such types of compensation during 2016.

SUMMARY COMPENSATION TABLE

Name and Principal Position	Year	Salary (\$)	Bonus (\$)	Stock Awards	Option Awards	Non-Equity Incentive Plan Compensation \$(1)	All Other Compensation \$(2)	Total \$(3)
Douglas L. Becker Founder, Chairman & CEO	2016	1,014,916			4,071,544(4)		43,815(5)	5,130,275
	2015	994,220				1,420,461	45,477(5)	2,460,158
	2014	969,970				1,756,813	41,105(5)	2,767,888
Eilif Serck-Hanssen Executive Vice President & CFO	2016	592,034		706,640(6)	672,613(7)		11,559(8)	1,982,846
	2015	579,962		524,989(9)		1,161,174	12,272(8)	2,278,397
	2014	565,816				1,140,505	11,806(8)	1,718,127
Ricardo M. Berckemeyer CEO of LatAm	2016	694,288		706,640(6)	676,500(7)		40,903(10)	2,118,331
	2015	680,130				2,117,978	50,012(10)	2,848,120
	2014	663,542				2,201,808	35,682(10)	2,901,032
Enderson Guimarães President & Chief Operating Officer	2016	905,014			746,890(7)		12,093(11)	1,663,997
	2015	300,000	1,800,000(12)	5,054,170(9)	11,284,109(13)	963,718	98,427(11)	19,500,424
Paula Singer Chief Network Officer	2016	694,288		350,400(6)	676,500(7)		15,252(14)	1,736,440
	2015	680,130				1,309,763	16,322(14)	2,006,215
	2014	663,542				1,368,257	31,649(14)	2,063,448

- (1) As of the date of this prospectus, the Compensation Committee has not yet assessed 2016 performance under any of our performance-based compensation programs. Accordingly, 2016 AIP and 2016 LTIP awards have not been determined at this time. The Company intends to file a Current Report on Form 8-K or otherwise disclose the 2016 performance-based compensation after the Compensation Committee has assessed 2016 performance under our performance-based compensation programs and individual incentive awards are determined. See “—2016 Grants of Plan Based Awards” for a description of amounts potentially payable under the AIP. For 2014 and 2015 for Mr. Becker the amounts shown in this column represent awards under our AIP only. For Mr. Serck-Hanssen the 2015 amount represents \$661,174 under the AIP and \$500,000 under his LTIP and the 2014 amount represents \$640,505 under the AIP and \$500,000 under his LTIP. For Mr. Berckemeyer the 2015 the amount represents \$1,117,978 under the AIP and \$1,000,000 under his LTIP and the 2014 amount represents \$1,201,808 under the AIP and \$1,000,000 under his LTIP. For Mr. Guimarães the 2015 amount represents \$463,718 under the AIP and \$500,000 under his LTIP. For Ms. Singer the 2015 amount represents \$809,763 under the AIP and \$500,000 under her LTIP and the 2014 amount represents \$868,257 under the AIP and \$500,000 under her LTIP.
- (2) “All Other Compensation” for each Named Executive Officer includes \$7,950 for 2016 and 2015, and \$7,800 for 2014, contributed by us pursuant to our 401(k) matching program. For Mr. Guimarães only, the 2015 401(k) match was \$0.
- (3) Total amounts reported for 2016 do not include amounts payable in connection with the 2016 AIP and 2016 LTIP awards, which amounts are expected to be determined in March 2017.
- (4) For Mr. Becker, \$2,117,841 represents the incremental fair value on the modification date in accordance with Financial Accounting Standards Board Accounting Standards Codification Topic 718 (“ASC 718”) with respect to the reduction to \$23.20 of the exercise price per share of certain options granted under the 2013 Plan. See “—2016 Stock Option Repricing/Retention Equity Grant” and “—2016 Grants of Plan Based Awards” for more information. \$1,953,704 represents the grant date fair value, which is an estimated value computed in accordance with ASC 718, of option awards granted to Mr. Becker in 2016. See “—2016 Grants of Plan Based Awards” for more information. Please refer to Note 13, Share-based Compensation, in our consolidated financial statements included elsewhere in this prospectus for a discussion of the assumptions related to the calculation of such value.
- (5) For 2016, includes \$24,987 for executive supplemental disability plan premium paid by us, \$10,750 for medical concierge services, as well as other personal expense reimbursement. For 2015, includes \$24,987 for executive supplemental disability plan premiums paid by us and \$10,000 for medical concierge services, as well as transportation and personal expense reimbursement. For 2014, includes \$20,934 for executive supplemental disability plan premiums paid by us, \$2,371 for medical expense reimbursement and \$10,000 for medical concierge services.
- (6) The amounts reported represent the grant date fair value, which is an estimated value computed in accordance with ASC 718, of RSUs and PSUs granted to the NEOs in 2016. For Mr. Serck-Hanssen this amount represents \$504,740 for RSUs, which vest over time, subject to continued employment and \$201,900 for PSUs which vest based on achievement of certain Corporate performance targets and continued

employment through June 17, 2018. For Mr. Berckemeyer, this amount represents \$504,740 for RSUs, which vest over time, subject to continued employment and \$201,900 for PSUs which vest based on achievement of certain corporate performance targets and continued employment through June 17, 2018. For Ms. Singer this amount represents \$250,285 for RSUs, which vest over time, subject to continued employment and \$100,115 for PSUs which vest based on achievement of certain corporate performance targets and continued employment through June 17, 2018. Please refer to Note 13, Share-based Compensation, in our consolidated financial statements included elsewhere in this prospectus for a discussion of the assumptions related to the calculation of such value.

- (7) Represents the incremental fair value on the modification date in accordance with ASC 718 with respect to the reduction to \$23.20 of the exercise price per share of certain options granted under the 2013 Plan. See “—2016 Stock Option Repricing/Retention Equity Grant” and “—2016 Grants of Plan Based Awards” for more information. Please refer to Note 13, Share-based Compensation, in our consolidated financial statements included elsewhere in this prospectus for a discussion of the assumptions related to the calculation of such value.
- (8) For 2016, includes \$3,609 for executive supplemental disability plan premiums paid by us. For 2015, includes \$3,609 for executive supplemental disability plan premiums paid by us and \$713 in distributions on unvested restricted shares. For 2014, includes \$3,609 for executive supplemental disability plan premiums paid by us and \$397 in distributions on unvested restricted shares.
- (9) The amounts reported represent the grant date fair value, which is an estimated value computed in accordance with ASC 718, of RSUs and PSUs, as applicable, granted to the NEOs in 2015. For Mr. Serck-Hanssen this amount represents RSUs, which vest over time, subject to continued employment. For Mr. Guimarães this amount includes RSUs and PSUs. PSUs vest based on achievement of certain corporate performance targets. In accordance with ASC 718 we account for PSUs based on the amount probable to vest at each period end date. If we were to assume the highest level of performance on these PSUs, Mr. Guimarães’s total Stock Award grant date fair value would be \$7,163,617. Please refer to Note 13, Share-based Compensation, in our consolidated financial statements included elsewhere in this prospectus for a discussion of the assumptions related to the calculation of such value.
- (10) For 2016, includes \$4,639 for executive supplemental disability plan premiums paid by us and \$28,314 for family transportation. For 2015 includes \$4,639 for executive supplemental disability plan premiums paid by us, personal expense reimbursement and \$35,306 for family transportation. For 2014, includes \$4,639 for executive supplemental disability plan premiums paid by us, \$298 in distributions on unvested restricted shares, and for medical expense reimbursement, personal expense reimbursement and \$21,356 for family transportation.
- (11) For 2016, includes \$4,143 for executive supplemental disability plan premiums paid by us. The 2015 amount represents \$98,427 for relocation expenses.
- (12) Represents an amount equivalent to the forfeited long-term bonus at target Mr. Guimarães would have received from his prior employer and eight months’ cash long-term incentive, as specified in his offer letter.
- (13) For Mr. Guimarães, the amount shown in the Option Awards column represents the grant date fair value, which is an estimated value computed in accordance with ASC 718, of stock options, granted to Mr. Guimarães in 2015. Performance-vested stock options vest based on achievement of certain corporate performance targets. In accordance with ASC 718 we account for performance-vested stock options based on the amount probable to vest at each period end date. If we were to assume the highest level of performance on these performance-vested stock options Mr. Guimarães’s total Option Award grant date fair value would be \$13,050,927. Please refer to Note 13, Share-based Compensation, in our consolidated financial statements included elsewhere in this prospectus for a discussion of the assumptions related to the calculation of such value.
- (14) For 2016, includes \$7,302 for executive supplemental disability plan premiums paid by us. For 2015 includes \$7,302 for executive supplemental disability plan premiums paid by us and \$1,070 distributions on unvested restricted shares. For 2014, includes \$7,302 for executive supplemental disability plan premiums paid by us, \$596 distributions on unvested restricted shares, \$8,012 for medical expense reimbursement, and other personal expense reimbursement.

Arrangements with Certain Named Executive Officers

Chairman and Chief Executive Officer Compensation. While our CEO plays an important role in advising the Compensation Committee with respect to compensation decisions for the other Named Executive Officers, the Compensation Committee evaluates the performance of our CEO using its sole discretion. The Compensation Committee believes that our CEO’s compensation package is market-based and performance-aligned and that it facilitates Mr. Becker’s retention and motivation, which the Compensation Committee believes to be critical to our continued success. In March 2016, the Compensation Committee evaluated our and our CEO’s 2015 financial and non-financial performance. Overall, the Compensation Committee believes that the performance of our CEO during 2015 was exceptional and that, with his continued leadership, the Company is well positioned for continued growth and investor value creation. Because of its assessment of Mr. Becker’s overall performance during 2015, in March 2016, the Compensation Committee awarded Mr. Becker a cash award under the AIP as described above under “—Annual Incentive Compensation Opportunity” and awarded Mr. Becker a merit-based salary increase for 2016.

Executive DCP. Prior to the leveraged buyout in 2007, Mr. Becker had options to purchase shares of our common stock and PSUs, and another founder of Sterling Partners had options to purchase shares of our common stock, which, based on a value of \$60.50 per share, would have entitled

Mr. Becker to \$78,116,588 and such other founder of Sterling Partners to \$48,622,060 if such options, and in Mr. Becker's case, PSUs, were cashed out in connection with the leveraged buyout. Pursuant to Mr. Becker's letter agreement with L Curve Sub Inc., Wengen and us, dated August 16, 2007, and an Amended and Restated Commitment Letter, dated June 3, 2007, among another founder of Sterling Partners, Wengen and the other parties thereto, Mr. Becker and one of the other founders of Sterling Partners agreed to cancel such options and, in Mr. Becker's case, PSUs, in exchange for us establishing a deferred compensation plan for each of them, under which plans these two individuals had rights to receive cash payments in subsequent years. We established a deferred compensation account balance plan (each an "Executive DCP") with an account value of \$78,116,588 for the benefit of Mr. Becker and an Executive DCP with an account value of \$48,622,060 for the benefit of one of the other founders of Sterling Partners. Since 2007 each Executive DCP has been administered as described below. On the closing date of the leveraged buyout, each Executive DCP was credited with a number of phantom shares of our common stock equal to the number of shares that Mr. Becker or such other founder of Sterling Partners, as applicable, could have acquired in the leveraged buyout if all of the options and PSUs, as applicable, had been cancelled in exchange for a number of shares (the "Phantom Shares"), equal to the quotient of (x) the aggregate cash payment that Mr. Becker and such other founder of Sterling Partners, as the case may be, would have received (based on a per share value of \$60.50) on a pre-tax basis, in respect of such cancelled options and PSUs, as applicable, on the closing date of leveraged buyout divided by (y) the value of one share of Laureate common stock as it existed immediately after giving effect to the leveraged buyout.

Each of Mr. Becker and one of the other founders of Sterling Partners have been fully vested at all times since the leveraged buyout in his respective Executive DCP. Pursuant to the Executive DCP, the value of Mr. Becker's Executive DCP was based on the underlying value of our common stock, subject to a maximum 5% compound annual return until the earliest of an initial public offering of our shares of common stock, September 17, 2014 or a change in control of the Company. On December 30, 2016, the Company's obligations under the Executive DCP were satisfied in full.

On September 17, 2014 (the "Distribution Date"), we made a cash payment to Mr. Becker in the amount of \$50 million and the number of Phantom Shares in his Executive DCP was reduced accordingly. The remaining Phantom Shares in Mr. Becker's Executive DCP had an imputed value of \$61.4 million as of December 31, 2014. Under the terms of the arrangement, \$53.0 million was payable on September 17, 2015, and the remainder was payable on September 17, 2016. The participants agreed to extend the payment due on September 17, 2015 (the "2015 Executive DCP Obligation"), the first anniversary of the Distribution Date, until December 31, 2015. The participants also agreed to extend the payment due on September 17, 2016 (the "2016 Executive DCP Obligation") until December 31, 2016, in order to agree with us on a form of payment that we believe more closely aligns with our long-term interests and the long-term interests of our securityholders.

In accordance with an agreement we entered into with Mr. Becker on December 24, 2015, on December 29, 2015 (the "2015 Executive DCP Closing Date"), we satisfied the 2015 Executive DCP Obligation to Mr. Becker by paying him \$53.8 million, including \$3.8 million in interest from the Distribution Date to the 2015 Executive DCP Closing Date. The payment consisted of \$22.6 million in cash and \$31.2 million aggregate principal amount of Senior Notes. Any remaining Phantom Shares in Mr. Becker's Executive DCP were to have been distributed to Mr. Becker on September 17, 2016. The remaining Phantom Shares in Mr. Becker's Executive DCP had an imputed value of \$10.6 million as of December 31, 2015.

In accordance with an agreement we entered into with Mr. Becker on December 30, 2016, on December 30, 2016 (the "2016 Executive DCP Closing Date"), we satisfied the 2016 Executive DCP Obligation to Mr. Becker by paying him \$11.1 million, including \$0.5 million in interest from September 17, 2015 to the 2016 Executive DCP Closing Date. The payment consisted of \$4.6 million in cash and \$6.4 million aggregate principal amount of Senior Notes. See "—2016 Nonqualified Deferred

Compensation.” Following the satisfaction of the 2016 Executive DCP Obligation, the Company’s obligations under the Executive DCPs were satisfied in full.

Incentive Profits Interests. Additionally, in connection with the leveraged buyout and in connection with Mr. Becker’s service as Chairman and Chief Executive Officer of Laureate, Wengen granted Mr. Becker a profits interest in Wengen (“Executive Profits Interests” or “EPI”), allowing Mr. Becker the potential to share in a portion of Wengen’s profits. As of December 31, 2014, all the Executive Profits Interests were vested. Upon the consummation of this offering, all of Mr. Becker’s Executive Profits Interests will be liquidated and exchanged for a number of shares of our Class B common stock currently held by Wengen having an aggregate fair market value equal to that portion of Wengen’s share in us to which Mr. Becker would have been entitled on account of the liquidated Executive Profits Interests (the “EPI Shares”). At the initial public offering price of \$14.00 per share, Mr. Becker will receive zero EPI Shares. On the date of this prospectus, the Company granted to Mr. Becker options (the “EPI Options”) to purchase 2,773,098 shares (representing that number of shares of our Class B common stock necessary, when added to the shares to be transferred by Wengen pursuant to the previous sentence above, for Mr. Becker to have the same ownership percentage of us that the Executive Profits Interests represented in the profits of Wengen) of the Company’s Class B common stock. The exercise price of the EPI Options is equal to (i) \$17.00 with respect to 50% of the shares of our Class B common stock subject to the EPI Options and (ii) \$21.32 with respect to 50% of the shares of our Class B common stock subject to the EPI Options and the EPI Options shall fully vest upon consummation of this offering and remain exercisable until December 31, 2019, unless earlier terminated in accordance with the terms of the EPI Option agreements or the 2013 Plan, as applicable.

In connection with the leveraged buyout, an entity affiliated with the Sterling Founders, of which Mr. Becker owns approximately 24%, received profits interests in Wengen as compensation for services provided in connection with the leveraged buyout. Effective upon completion of this offering, all of these profits interests will be liquidated in exchange for the transfer to this affiliated entity by Wengen of zero shares of our Class B common stock held by Wengen.

Pursuant to an agreement the Sterling Founders entered into on January 20, 1999 in connection with a partnership formed by them (the “Founders’ Agreement”), the Sterling Founders share equally, on a net after-tax basis, in certain equity-based compensation they receive, in the aggregate, in connection with services rendered by any of them to certain entities, including Laureate. The Founders’ Agreement provides, in certain circumstances, and subject to contractual restrictions, that securities received by a Sterling Founder as compensation for services rendered by him to certain entities shall be assigned or transferred to the Sterling Founders pro-rata, or a partnership they form, as soon as practicable after such assignment or transfer is permitted by contract and applicable law. The Founders’ Agreement further provides that if such securities or other property are not transferable or assignable, the rights to receive the net proceeds of such property upon disposition shall be so transferred or assigned. Prior to any such transfer or assignment, each Sterling Founder controls the voting and disposition of any such securities received by such Sterling Founder.

As a result, each Sterling Founder has an economic interest in any share-based compensation received by Mr. Becker in connection with his employment by the Company or any holdings he has in the Company, including any dividends on, or the proceeds from the sale of, the shares of Class B common stock issuable upon the exercise of the EPI Options by Mr. Becker.

President and Chief Operating Officer Compensation. On July 6, 2015, the Company entered into an offer letter with Anderson Guimarães pursuant to which Mr. Guimarães agreed to serve as the Company’s President and Chief Operating Officer, effective as of September 1, 2015. The following description of the offer letter is qualified in its entirety by the full terms and conditions of the offer letter. The offer letter is filed as an exhibit to the registration statement of which this prospectus forms a part and is incorporated herein by reference.

Salary and Incentive Compensation. Pursuant to the offer letter, Mr. Guimarães's base salary was \$900,000 annually and his target AIP award is 130% of annual base salary. Effective March 1, 2016, the Compensation Committee increased Mr. Guimarães's annual base salary to \$906,017.

LTIP. Mr. Guimarães is also eligible to participate in a cash LTIP plan valued at \$1,000,000 in 2016 and \$1,500,000 in 2017, subject to the terms of the plan as amended from time to time. Goals are tied to achievement of Adjusted Financing EBITDA goals in the Laureate long range plans for 2016 and 2017. Payment will be based on achievement of at least 98% of the Adjusted Financing EBITDA target for each year. Payment, if earned, will be made as soon as administratively practicable after the end of the performance period.

Equity Grant. Mr. Guimarães is eligible to participate in the 2013 Plan, as amended from time to time. Pursuant to the offer letter, his annual long term equity incentive target is equal to 408% of annual base salary. Mr. Guimarães's offer letter provided, subject to approval by the Compensation Committee, for an equity award to be valued at \$18.36 million on the date of grant, representing the first five years of annual long-term equity incentive awards delivered on a "front-loaded" basis, in a mixture of time and performance vesting stock options and PSUs, each with respect to our common stock (with the value for the stock options to be determined using the Company's standard Black-Scholes assumptions applied as of the date of grant and the value for the PSUs to be determined by dividing the target value for the PSUs by the fair market value of our common stock on the grant date as determined by the Compensation Committee in accordance with its equity grant policy). These equity awards vest ratably over a five-year period, subject to continued employment. In addition to the forgoing, Mr. Guimarães's offer letter also provided for a grant of 62,500 time-based vesting RSUs under the 2013 Plan that will vest in full on December 31, 2017.

On September 17, 2015, the Compensation Committee approved the grant of 650,141 time-based stock options, 332,608 performance-based stock options, 174,392 PSUs, and 62,500 RSUs to Mr. Guimarães. The time-based stock options granted to Mr. Guimarães vest in equal annual installments over a five year period beginning on December 31, 2015, subject to continued employment on each applicable vesting date. Performance based stock options granted to Mr. Guimarães vest in equal annual installments over a five-year period based on satisfaction of the annual Equity Value Target described above, subject to continued employment on each applicable vesting date. See "—Outstanding Equity Awards" for information about the vesting terms of our outstanding options. The PSUs granted to Mr. Guimarães vest in equal annual installments over a five-year period subject to satisfaction of the Equity Value Target described above, subject to continued employment. The portion of the initial grant of PSUs subject to achievement of each of the 2015 and 2016 Equity Value Targets will first be eligible to vest after the publication of audited financial statements for 2016. The remaining portion of the PSUs is eligible to vest based on achievement of the applicable 2017, 2018, and 2019 Equity Value Targets. All the RSUs granted to Mr. Guimarães will vest on December 31, 2017, subject to continued employment. In consideration of a decrease in the estimated fair market value of the Company's common stock after the September 2015 equity grant, on December 16, 2015 the Compensation Committee approved an additional grant of 10,937 RSUs and 30,518 PSUs to Mr. Guimarães. The terms of the December 2015 grants are substantially the same as the terms of the September 2015 grants. If Mr. Guimarães's employment is terminated without cause (other than due to death or disability) prior to December 31, 2017, the 73,437 RSUs granted to Mr. Guimarães in 2015 will vest immediately, provided Mr. Guimarães signs a required separation and release agreement within the time period specified in the agreements.

Severance. Mr. Guimarães will receive severance equal to one year of base salary and target bonus if his employment is terminated without cause within 24 months of the beginning of his employment, provided he signs a required separation and release agreement within the time period specified in the offer letter.

Benefits. Mr. Guimarães was eligible for our standard U.S. employee benefits package on the first day of the month following one full calendar month of employment. We provided provisional housing for up to six months and reasonable relocation expenses.

Eilif Serck-Hanssen Offer Letter. At the time Mr. Serck-Hanssen was hired as our Executive Vice President, Chief Financial Officer in July 2008, our other executive officers were parties to retention agreements entered into in connection with the leveraged buyout, which have since expired, that provided, among other things, for a lump sum severance benefit in the event we terminated the executive’s employment without cause. Because Mr. Serck-Hanssen was being hired as an executive officer at a time when these retention agreements were still in effect, the Compensation Committee thought it appropriate to authorize Mr. Serck-Hanssen’s written offer of employment to include a provision entitling Mr. Serck-Hanssen to the same lump sum severance benefit in the event we terminate his employment without cause. See “—Potential Payouts Upon Termination or Change in Control—Involuntary Termination Without Cause” for a discussion of the severance benefits available to Mr. Serck-Hanssen.

Grants of Plan-Based Awards in 2016

The table below sets forth information regarding grants of plan-based awards to our Named Executive Officers in 2016. The grants include award opportunities for our Named Executive Officers under our AIP for performance during 2016, equity awards made in October to the Named Executive Officers other than Mr. Guimarães and Berckemeyer, and the incremental fair value on the modification date of June 17 of repricing certain stock options granted under the 2013 Plan. See “—Compensation Discussion and Analysis—Elements of Laureate’s Compensation Program—Incentive Opportunity” and “—2016 Stock Option Repricing/Retention Equity Grant” above for further discussion of these grants.

GRANTS OF PLAN BASED AWARDS

Name	Grant Date	Award Type	Estimated Future Payouts Under Non-Equity Incentive Plan Awards			Estimated Future Payouts Under Equity Incentive Plan Awards			All Other Stock Awards: Number of Shares or Units (#)	All Other Option Awards: Number of Securities Underlying Options (#)	Exercise or Base Price of Option Awards (\$/share)	Grant Date Fair Value of Stock and Option Awards (\$)
			Threshold (\$)	Target (\$)	Maximum (\$)	Threshold (#)	Target (#)	Maximum (#)				
Douglas L. Becker	2/10/16	AIP(1)(2)	1	1,221,892	2,443,784							
	10/2/13	Options(3)							802,212	23.20	2,117,841	
	10/25/16	Time Options(4)				23,739	47,477	47,477	114,790	23.36	1,382,072	
	10/25/16	Performance Options(5)								23.36	571,632	
Eilif Serck-Hanssen	2/10/16	AIP(1)(2)	1	504,879	1,009,758							
	10/2/13	Options(3)							254,777	23.20	672,613	
	10/25/16	RSUs(6)				4,321	8,643	8,643	21,607		504,739	
	10/25/16	PSUs(7)									201,900	
Ricardo M. Berckemeyer	2/10/16	AIP(1)(2)	1	835,877	1,671,755							
	10/2/13	Options(3)							256,250	23.20	676,500	
	10/25/16	RSUs(6)				4,321	8,643	8,643	21,607		504,745	
	10/25/16	PSUs(7)							8,642		201,895	
Enderson Guimarães	2/10/16	AIP(1)(2)	1	1,177,821	2,355,643							
	9/17/15	Options(3)							982,750	23.20	746,890	
Paula Singer	2/10/16	AIP(1)(2)	1	696,564	1,393,129							
	10/2/13	Options(3)							256,250	23.20	676,500	
	10/25/16	RSUs(6)							10,714		250,285	
	10/25/16	PSUs(7)				2,143	4,285	4,285			100,115	

- (1) This row discloses estimated possible future payouts under our 2016 AIP. The Compensation Committee approved the 2016 AIP target award opportunities for the Named Executive Officers at its February 10, 2016 meeting. The target awards were equal to a percentage of each Named Executive Officer’s base salary on December 31, 2016. The percentage of base salary for each Named Executive Officer’s 2016 AIP target award was: Mr. Becker 120%, Mr. Serck-Hanssen 85%; Mr. Berckemeyer 120%; Mr. Guimarães 130%; and Ms. Singer 100%. The maximum 2016 AIP opportunity for each Named Executive Officer was equal to 200% of his or her 2016 AIP target award. See “—Annual Cash Incentive Opportunity” above for more information regarding the AIP.
- (2) As of the date of this prospectus, the Compensation Committee has not yet assessed 2016 performance under any of our performance-based compensation programs. Accordingly, 2016 AIP awards have not been determined at this time. The Company intends to file a Current Report on Form 8-K or otherwise disclose the 2016

performance-based compensation after the Compensation Committee has assessed 2016 performance under our performance-based compensation programs and individual incentive awards are determined.

- (3) On June 17, 2016, the board of directors approved the repricing of certain stock options granted under 2013 Plan. The exercise price of stock options granted on October 31, 2013 was reduced from \$34.52 to \$23.20. The exercise price of stock options granted on September 17, 2015 was reduced from \$26.32 to \$23.20. The amounts in column Grant Date Fair Value of Stock and Option Awards represent the incremental fair value on the modification date with respect to the repricing of these options. This incremental fair value is also reported in the Options Awards column of the Summary Compensation Table.
- (4) Granted under the 2013 Plan. These time-based vesting options have a 10-year term and will vest on June 17, 2018, subject to continued employment (with limited exceptions for termination of employment due to death, permanent disability and qualifying termination following a change of control).
- (5) Granted under the 2013 Plan. These performance options have a 10-year term and 50% will be eligible to vest based upon achievement of the applicable Equity Value Target for each of 2016 and 2017, subject in each case to continued employment through June 17, 2018 (with limited exceptions for termination of employment due to death, permanent disability and qualifying termination following a change of control).
- (6) Granted under the 2013 Plan. These RSUs will vest on June 17, 2018, subject to continued employment (with limited exceptions for termination of employment due to death, permanent disability and qualifying termination following a change of control).
- (7) Granted under the 2013 Plan. 50% of these PSUs will be eligible to vest based upon achievement of the applicable Equity Value Target for each of 2016 and 2017, subject in each case to continued employment through June 17, 2018 (with limited exceptions for termination of employment due to death, permanent disability and qualifying termination following a change of control).

Outstanding Equity Awards at 2016 Year End

The following table provides information concerning unexercised options, PSUs, RSUs and restricted shares that have not vested as of the end of the most recently completed fiscal year for each Named Executive Officer. Each outstanding award is represented by a separate row, which indicates the number of securities underlying the award, including awards that have been transferred other than for value (if any).

For option awards, the table discloses the number of shares underlying both exercisable and unexercisable options, as well as the exercise price and the expiration date. For stock unit awards, the table provides the total number of units that have not vested and the aggregate market value of shares of stock issuable upon vesting of these units that have not vested.

We computed the market value of stock unit awards by multiplying the Compensation Committee's estimate of the fair market value of our common stock at the end of the most recently completed fiscal year (\$22.64) by the number of shares of stock or units.

Stock options granted under the 2013 Plan have a ten-year term and must have an exercise price of no less than fair market value on the date of grant. The Compensation Committee has adopted an equity grant policy that requires the Compensation Committee to have received an independent appraisal of our common stock from a nationally recognized investment banking firm that is based on our financial results within one calendar quarter of the option grant date ("current appraisal") before granting options under the 2013 Plan. When granting options, the Compensation Committee reviews the current appraisal and, if the Compensation Committee determines that no facts have arisen since the delivery of the current appraisal that would make the current appraisal unreasonable, sets a fair market value for our shares it believes to be reasonable and supportable considering the data included in the current appraisal. Pursuant to its equity grant policy, the exercise price for all options is equal to the fair market value set by the Compensation Committee in accordance with its equity grant policy. The value of our stock options to each grantee is entirely dependent on stock price appreciation beyond the date of grant and the ability to sell the shares acquired upon exercise of options. See "Certain Relationships and Related Party Transactions—Management Stockholder's Agreements" for a discussion of the voting and transfer restrictions applicable to shares acquired upon exercise of vested options. On June 17, 2016, the board of directors approved a repricing of certain stock options issued under the 2013 Plan. See "—2016 Stock Option Repricing/Retention Equity Grant."

The following table sets forth information regarding outstanding equity awards held by our Named Executive Officers as of the end of 2016, including equity awards granted under our 2007 Plan and 2013 Plan to the Named Executive Officers.

OUTSTANDING EQUITY AWARDS AT FISCAL YEAR END

Name	Option Awards						Stock Awards			
	Original Grant Date	Number of Securities Underlying Unexercised Options (#) Exercisable(1)	Number of Securities Underlying Unexercised Options (#) Unexercisable(2)	Equity Incentive Plan Awards: Number of Securities Underlying Unexercised Unearned Options (#)(3)	Option Exercise Price(\$)	Option Expiration Date	Number of Shares or Units of Stock That Have Not Vested (#)(4)	Market Value of Shares or Units of Stock That Have Not Vested (\$)	Equity Incentive Plan Awards: Number of Unearned Shares, Units or Other Rights That Have Not Vested (#)(5)	Equity Incentive Plan Awards: Market or Payout Value of Unearned Shares, Units or Other Rights That Have Not Vested (\$)
Douglas L. Becker	10/2/13 10/25/16	595,929 —	114,601 114,790	91,681 47,477	\$23.20(6) \$23.36	10/2/23 10/25/26			72,506	1,641,536
Eilif Serck-Hanssen . . .	8/5/08 10/2/13 5/14/15 10/25/16	281,250 189,263	36,396	29,117	\$21.28 \$23.20(6)	8/5/18 10/2/23	20,380 21,607	461,403 489,182	23,027 8,643	521,343 195,678
Ricardo Berckemeyer . .	10/2/07 10/2/13 10/25/16	402,500 190,357	36,607	29,285	\$18.36 \$23.20(6)	10/2/17 10/2/23	21,607	489,188	23,160 8,642	524,354 195,672
Enderson Guimarães . .	9/17/15 12/16/15	326,578	390,085	266,087	\$23.20(6)	9/17/25	62,500 10,937	1,415,000 247,625	174,392 30,518	3,948,235 690,945
Paula Singer	10/2/07 10/2/13 10/25/16	445,000 190,357	36,607	29,285	\$18.36 \$23.20(6)	10/2/17 10/2/23	10,714	242,571	23,160 4,285	524,354 97,029

- (1) The numbers in this column represent vested time and vested performance options.
- (2) The numbers in this column represent unvested time options. The vesting dates of unvested time options are as follows: Mr. Becker—114,601 on December 31, 2017 and 114,790 on June 17, 2018; Mr. Serck-Hanssen—36,396 on December 31, 2017; Mr. Berckemeyer—36,607 on December 31, 2017; Mr. Guimarães—130,028 on December 31, 2017, 130,028 on December 31, 2018 and 130,029 on December 31, 2019; and Ms. Singer—36,607 on December 31, 2017.
- (3) The numbers in this column represent unvested performance options as of December 31, 2016. The terms of our outstanding performance options provide that vesting occurs only after audited financial statements for the applicable target year are available and the Compensation Committee can determine the extent to which the performance goal has or has not been achieved, and in the case of performance options granted on October 25, 2016 only, subject to continued employment through June 18, 2018. The number of performance options subject to annual performance target is as follows: Mr. Becker—45,840 for 2016, 45,840 for 2017, 23,738 subject to 2016 performance but not eligible to vest until June 17, 2018, and 23,739 subject to 2017 performance but not eligible to vest until June 17, 2018; Mr. Serck-Hanssen—14,558 for 2016 and 14,559 for 2017; Mr. Berckemeyer—14,642 for 2016 and 14,643 for 2017; Mr. Guimarães—66,521 for 2016, 66,522 for 2017, 66,522 for 2018 and 66,522 for 2019; and Ms. Singer—14,642 for 2016 and 14,643 for 2017. As of the date of this prospectus, the Compensation Committee has not yet assessed 2016 performance under any of our performance-based compensation programs. Accordingly, the vesting of performance options subject to 2016 performance targets has not been determined at this time. The Company intends to file a Current Report on Form 8-K or otherwise disclose the 2016 performance-based compensation after the Compensation Committee has assessed 2016 performance under our performance-based compensation programs and individual incentive awards are determined.
- (4) The numbers in this column represent unvested RSUs. The market value of the RSUs is equivalent to \$22.64 per share, the estimated fair market value of our common stock as of December 31, 2016, as set by the Compensation Committee in accordance with its equity grant policy. The vesting dates of unvested RSUs are as follows: Mr. Serck-Hanssen—20,380 on May 14, 2018 and 21,607 on June 17, 2018; Mr. Berckemeyer—21,607 on June 17, 2018; Mr. Guimarães—73,437 on December 31, 2017; and Ms. Singer—10,714 on June 17, 2018.
- (5) The numbers in this column represent unvested PSUs. The market value of the PSUs is equivalent to \$22.64 per share, the estimated fair market value of our common stock as of December 31, 2016, as set by the Compensation Committee in accordance with its equity grant policy. The terms of our outstanding PSUs provide that vesting occurs only after audited financial statements for the applicable target year are available and the Compensation Committee can determine the extent to which the performance goal has or has not been achieved, and in the case of PSUs granted on October 25, 2016 only, subject to continued employment through June 17, 2018. The number of PSUs subject to annual performance target is as follows: Mr. Becker—36,253 for 2016 and 36,253 for 2017; Mr. Serck-Hanssen—11,513 for 2016, 11,514 for 2017, 4,321 subject to 2016 performance but not eligible to vest until June 17, 2018, and 4,322 subject to 2017 performance but not eligible to vest until June 17, 2018; Mr. Berckemeyer—11,580 for 2016, 11,580 for 2017, 4,321 subject to 2016 performance but not eligible to vest until June 17, 2018, and 4,321 subject to 2017 performance but not eligible to vest until June 17, 2018; Mr. Guimarães—40,982 for 2016, 40,982 for 2017, 40,982 for 2018 and 40,982 for 2019; and Ms. Singer—11,580 for 2016 and 11,580 for 2017, 2,142 subject to 2016 performance but not eligible to vest until June 17, 2018, and 2,143 subject to 2017 performance but not eligible to vest until June 17, 2018. For Mr. Guimarães only, the PSUs subject to the 2015 annual performance target cannot vest, if at all, until after publication of the Company's audited consolidated financial statements for fiscal 2016. As of the date of this prospectus, the Compensation Committee has not yet assessed 2016 performance under any of our performance-based compensation programs. Accordingly, the vesting of PSUs subject to 2016 performance targets has not been determined at this time. The Company intends to file a Current Report on Form 8-K or otherwise disclose the 2016 performance-based compensation after the Compensation Committee has assessed 2016 performance under our performance-based compensation programs and individual incentive awards are determined.
- (6) The exercise price of this stock option was modified to \$23.20 on June 17, 2016.

Option Exercises and Restricted Stock Vested During Fiscal 2016

The following table includes certain information with respect to vesting of restricted shares during fiscal 2016. We have omitted the columns pertaining to Option Awards as they are inapplicable, because no Named Executive Officer exercised any options during fiscal 2016.

OPTION EXERCISES AND STOCK VESTED

	Stock Awards	
	Number of Shares Acquired on Vesting(#)	Value Realized on Vesting(\$)
Douglas L. Becker	36,253(1)	\$842,520
Eilif Serck-Hanssen	16,513(2)	\$374,108
Ricardo Berckemeyer	11,580(3)	\$269,125
Enderson Guimarães	—	—
Paula Singer	19,080(4)	\$433,698

- (1) 36,253 PSUs vested on April 15, 2016, upon achievement of the 2015 Equity Value Target. The fair market value of our common stock as determined by the Compensation Committee in accordance with its equity grant policy on April 15, 2016 was \$23.24.
- (2) 11,513 shares of restricted stock vested on January 28, 2016 and 5,000 PSUs vested on April 15, 2016, upon achievement of the 2015 Equity Value Target. The fair market value of our common stock as determined by the Compensation Committee in accordance with its equity grant policy on January 28, 2016, and April 15, 2016 was \$22.40 and \$23.24, respectively.
- (3) 11,580 PSUs vested on April 15, 2016, upon achievement of the 2015 Equity Value Target. The fair market value of our common stock as determined by the Compensation Committee in accordance with its equity grant policy on April 15, 2016 was \$23.24.
- (4) 11,580 shares of restricted stock vested on January 28, 2016 and 7,500 PSUs vested on April 15, 2016, upon achievement of the 2015 Equity Value Target. The fair market value of our common stock as determined by the Compensation Committee in accordance with its equity grant policy on January 28, 2016, and April 15, 2016 was \$22.40 and \$23.24, respectively.

2016 Pension Benefits

No Named Executive Officer participates in any defined benefit pension plan or arrangement provided by Laureate.

2016 Nonqualified Deferred Compensation

Our Post-2004 DCP permits eligible employees the opportunity to defer up to 85% of their base salaries and 100% of any bonus, or annual cash and/or long-term incentive awards, which may be allocated to notional investments selected by the participants that are similar to investment alternatives available in our 401(k) Retirement Savings Plan and pay out following termination of employment or other selected payout schedule, which payouts will be made in a lump sum or in installments, at the election of the participants. The minimum annual deferral amount under the Post-2004 DCP is \$5,000. Each year, a participant may elect to receive that year's deferral balance in a future year while the participant is still employed (a scheduled in-service withdrawal) or after employment terminates (a retirement payment). Each year, we have the ability, but not the obligation, to make matching

employer contributions to each participant's Post-2004 DCP account if the participant made salary reduction contributions to the 401(k) Retirement Savings Plan, received less than the full match under the 401(k) Retirement Savings Plan on the salary reduction contribution because of the limit in Section 401(a)(17) of the Code on compensation and made at least a \$5,000 minimum contribution to his or her 401(k) Retirement Savings Plan account. To date, we have not chosen to make a matching contribution to any participant's Post-2004 DCP account, nor have we chosen to make any other discretionary employer contributions permitted under the Post-2004 DCP. In the event of death or disability prior to terminating employment, the participant's Post-2004 DCP balance will be distributed (to the participant's beneficiaries, in the case of death), in a lump sum the February following the year in which death or disability occurs. In the event of termination of employment, Post-2004 DCP balances will be distributed in a lump sum or in up to ten annual installments (based on the termination payment election the participant had previously made for each Post-2004 DCP annual year contribution), beginning in February following the year in which the participant's employment was terminated. If there is a separation of service without an effective termination payment election for a Plan year, that Plan year's deferral balance will be paid in a lump sum in the February following the year of separation of service. Mr. Becker also participates in a deferred compensation plan that was frozen and closed to new participants in December 2004 (the "Pre-2005 DCP"). No contributions were made to the Pre-2005 DCP in 2016. The payout terms of the Pre-2005 DCP are like those of the Post-2004 DCP. No other Named Executive Officer participates in the Pre-2005 DCP.

Prior to the leveraged buyout in 2007, Mr. Becker had options to purchase shares of our common stock and PSUs, which, based on a value of \$60.50 per share, would have entitled Mr. Becker to \$78.1 million if such options and PSUs were cashed out in connection with the leveraged buyout. In connection with the leveraged buyout, Mr. Becker agreed to cancel his options and PSUs in exchange for us establishing a deferred compensation plan for him, under which Mr. Becker had rights to receive cash payments in subsequent years. We established Mr. Becker's Executive DCP with an account value of \$78.1 million. On the closing date of the leveraged buyout, Mr. Becker's Executive DCP was credited with a number of phantom shares of our common stock equal to the number of shares that Mr. Becker could have acquired in the leveraged buyout if all of the options and PSUs had been cancelled in exchange for Phantom Shares equal to the quotient of (x) the aggregate cash payment that Mr. Becker would have received (based on a per share value of \$60.50) on a pre-tax basis, in respect of such cancelled options and PSUs on the closing date of the leveraged buyout divided by (y) the value of one share of Laureate common stock as it existed immediately after giving effect to the leveraged buyout.

Mr. Becker has been fully vested at all times since the leveraged buyout in his Executive DCP. Pursuant to the Executive DCP, the value of Mr. Becker's Executive DCP was based on the underlying value of our common stock, subject to a maximum 5% compound annual return until the earliest of an initial public offering of our shares of common stock, September 17, 2014 or a change in control of the Company. As of December 31, 2016 the Company's obligations under the Executive DCP have been satisfied in full. See "—Compensation Discussion and Analysis—Arrangements with Certain Named Executive Officers—Chairman and Chief Executive Officer Compensation" above for further discussion of the Executive DCP and the payments made in 2016.

Information regarding Mr. Becker's and Ms. Singer's participation in the Post-2004 DCP and Mr. Becker's participation in the Pre-2005 DCP and the Executive DCP is included in the following table.

NONQUALIFIED DEFERRED COMPENSATION

Name	Executive Contributions in Last FY (\$)(1)	Registrant Contributions in Last FY (\$)	Aggregate Earnings (Loss) in Last FY(\$)(2)	Aggregate Withdrawals/ Distributions (\$)	Aggregate Balance at Last FYE(\$)
Douglas L. Becker(1)	—	—	\$1,231,301	\$11,059,241	\$8,410,008
Eilif Serck-Hanssen	—	—	—	—	—
Ricardo M. Berckemeyer	—	—	—	—	—
Enderson Guimarães	—	—	—	—	—
Paula Singer	\$121,464	—	\$ 54,853	—	\$1,198,469

- (1) The amount included in this column is included in the “Salary” column of the Summary Compensation Table for 2016.
- (2) Amounts in this column are not reported as compensation for fiscal year 2016 in the “Summary Compensation Table” because they do not reflect above-market or preferential earnings. Deferrals may be allocated among different investment crediting options.
- (3) Amounts shown comprise Mr. Becker’s participation in the Executive DCP, our Post-2004 DCP and our Pre-2005 DCP. Mr. Becker’s earnings and balance under the Executive DCP in 2016 were \$447,258 and \$0, respectively. Mr. Becker’s earnings and balance under the Post-2004 DCP during 2016 were \$521,995 and \$5,599,159, respectively. Mr. Becker’s earnings and balance under the Pre-2005 DCP during 2016 were \$262,048 and \$2,810,849, respectively.

Potential Payments Upon Termination or Change in Control

The table below reflects potential payments to each of our Named Executive Officers in various termination and change in control scenarios based on compensation, benefits and equity levels in effect on December 30, 2016, which was the last business day of fiscal 2016. The amounts shown assume that the termination or change in control event was effective as of December 30, 2016. For stock valuations, we have assumed that the price per share is the fair market value of our stock at December 30, 2016, as determined by the Compensation Committee in accordance with its equity grant policy, which was \$22.64. The table below excludes any amounts payable to the Named Executive Officer to the extent that these amounts are available generally to all salaried employees and do not discriminate in favor of our executive officers.

Potential Payments upon Termination

Payments Regardless of Manner of Termination. Regardless of the termination scenario, the Named Executive Officers will receive earned but unpaid base salary through the employment termination date, along with any other accrued or vested payments or benefits owed under any of our plans or agreements covering the Named Executive Officer as governed by the terms of those plans or agreements.

Payments Upon Termination Due to Death or Disability. In the event of a termination due to death or disability, with respect to each Named Executive Officer, all unvested RSUs, PSUs or options will be forfeited, except that: (i) any such unvested RSUs or time options that would have vested subsequent to, but during the same calendar year as, the death or disability will become vested; and (ii) any unvested performance options or PSUs that would, but for the termination of employment due to death or disability, have vested had the applicable performance goal for the calendar year during which the death or disability occurred been achieved will remain outstanding until the Compensation Committee determines whether the applicable performance goal has been achieved and will become vested if and when the Compensation Committee determines that the applicable performance goal has

been achieved or will terminate on the date the Compensation Committee determines that the applicable performance goal has not been achieved, and the balance of the unvested portion of the performance option or PSU will terminate as of the date of termination of employment due to death or disability. In the event of a termination due to death or disability, vested options may (by the employee's beneficiary in the case of death) be exercised only for a period of two years from the termination due to death or disability of the Named Executive Officer.

In the event of termination due to death or disability, Mr. Becker's or Ms. Singer's Post-2004 DCP balance or Mr. Becker's Pre-2005 DCP balance will be distributed (to his or her beneficiaries, in the case of death), in a lump sum the February following the year in which his or her death or disability occurs.

Involuntary Termination and Resignation for Good Reason. If a Named Executive Officer's employment is terminated by us without cause or he or she resigns for good reason all unvested RSUs, PSUs and options will be forfeited; provided, however, that if the termination occurs subsequent to the end of a fiscal year but prior to the publication of our audited financial statements for such year and the Compensation Committee determines, upon publication of such financial statements, that one or more tranches of performance-vested stock options or PSUs would have vested and become nonforfeitable based upon the audited financial statements for such year, that portion of the performance-vested stock options or PSUs that would otherwise have become vested and nonforfeitable had the termination occurred after the date of the Compensation Committee's determination will become vested and nonforfeitable upon such determination, and he or she will have 90 days from the termination date to exercise any vested options held on the termination date. Notwithstanding the foregoing, upon the termination of Mr. Guimarães's employment as a result of: (x) termination by the Company without cause prior to December 31, 2017, provided he executes and allows to become effective a customary release agreement, (y) his death during 2017; or (z) his termination due to permanent disability during 2017, all of the RSUs granted to him in September and December of 2015 will become vested and nonforfeitable on the effective date of such qualifying termination.

For each Named Executive Officer other than Mr. Becker, "good reason" is defined as (i) a reduction in base salary (other than a general reduction in base salary that affects all similarly situated employees), (ii) a substantial diminution in the Named Executive Officer's title, duties and responsibilities, other than any isolated, insubstantial and inadvertent failure by the Company or its subsidiaries that is not in bad faith, or (iii) a transfer of the Named Executive Officer's primary workplace by more than 50 miles from his or her current workplace; provided, however, that in any event, such conduct is not cured within ten business days after the Named Executive Officer gives the Company notice of such event.

For Mr. Becker, "good reason" is defined as (i) demotion from the position of CEO, or his duties and responsibilities are materially and substantially diminished as a whole; (ii) a reduction in his base salary; (iii) the removal of or failure to reelect him as a member of the board of directors other than as a result of his voluntary resignation or choice not to stand for reelection or reappointment or as required by applicable law; (iv) requiring him to be based (excluding travel responsibilities in the ordinary course of business) at any office or location more than 25 miles from our Baltimore office; (v) the failure by any successor to expressly assume all of our obligations under his employment agreement, if any; or (vi) after a change in control, his duties are inconsistent in any material respect with his position (including, without limitation, his status, office, title, or reporting relationship), authority, control, duties or responsibilities immediately prior to the change in control.

If Mr. Serck-Hanssen's employment is terminated by us without cause, he will receive a lump sum cash payment equal to 18 months' base salary and 150% of the target cash award under the AIP for the fiscal year in which the termination occurs, if Mr. Serck-Hanssen executes and allows to become effective a customary release agreement, which includes a two-year covenant not to compete or disclose confidential information, as required in his offer letter.

If, on or prior to September 1, 2017, the Company terminates Mr. Guimarães's or Mr. Berckemeyer's employment without cause, provided the executive executes and allows to become effective a customary release agreement, the Company will pay to the executive a lump sum cash payment in an amount equal to the sum of (i) a full year of the executive's annual base salary at the rate in effect at the time of his termination, and (ii) 100% of the target cash bonus award under the AIP in effect at the time of such termination, less applicable taxes and withholdings, as required in their Executive Retention Agreements.

For each Named Executive Officer, other than Mr. Becker, "cause" means (i) gross negligence or willful malfeasance in connection with the performance of his or her duties; (ii) conviction of, or pleading guilty or nolo contendere to, any felony; (iii) theft, embezzlement, fraud or other similar conduct by the executive in connection with the performance of his or her duties; or (iv) a willful and material breach of any other applicable agreements including, without limitation, engaging in any action in breach of any applicable restrictive covenants.

In Mr. Becker's case, "cause" means (i) gross negligence or willful malfeasance in connection with the performance of his duties (other than in the event he had a reasonable good faith belief that the act, omission or failure to act in question was not a violation of law), in each case, that would be reasonably likely to have a material adverse effect on our business; (ii) the abuse of drugs or alcohol or conduct involving moral turpitude that would be reasonably likely to have a material adverse effect on our business; (iii) his misappropriation of any material business opportunity; provided, however, that, solely for this purpose, he shall not be deemed to have misappropriated a material business opportunity by virtue of any action taken by Sterling Capital (an affiliate of Sterling) or any of its affiliates, unless he knows of such action before the date it occurs (or, if earlier, before the date of a binding commitment to complete such action) and he fails to disclose such action to our directors; (iv) his being barred or prohibited by the SEC or any other governmental authority from holding the position of CEO; or (v) the willful and material breach of any other applicable agreements with Laureate or Wengen including, without limitation, engaging in any action in breach of any applicable restrictive covenants.

Payments Upon Voluntary Resignation or Termination for Cause. If any Named Executive Officer resigns without good reason or is terminated by the Company for cause, he or she will forfeit all unvested equity grants and, if he or she resigns without good reason, all vested but unexercised options held at the time of termination will be exercisable for a period of 90 days post-termination. If employment is terminated by the Company for cause, all vested awards also will be forfeited. Vested stock options will remain exercisable for a period of two years post-termination of employment for any participant, including any Named Executive Officer, who (a) has a minimum of five continuous years of service with us and (b) provides at least six months' prior written notice of his or her resignation.

Potential Payments Upon a Change in Control

Immediately prior to a change in control all unvested restricted shares will vest.

If a Named Executive Officer ceases to be an eligible individual under the 2013 Plan coincident with or within 18 months after a change in control as a result of an involuntary termination without cause or the Named Executive Officer's resignation with good reason (a "Qualifying Termination"), to the extent not already vested or previously forfeited, (1) that portion of time vested options and that portion of the RSUs that would otherwise have become vested and exercisable on or before the third anniversary of the effective date of the Qualifying Termination will become vested and exercisable immediately prior to the effective date of the Qualifying Termination and the balance of the unvested portion of the time vested options will terminate without becoming vested, and (2) that portion of performance options and PSUs that would otherwise have become vested and exercisable had we achieved the applicable performance goal in the three fiscal years (or, if shorter, the remaining initial

target years) ending coincident with or immediately subsequent to the effective date of the Qualifying Termination will become vested and exercisable immediately prior to the effective date of the Qualifying Termination and the balance of the unvested portion of the performance options or PSUs will terminate without becoming vested.

<u>Name</u>	<u>Benefit</u>	<u>Without Cause/Good Reason Termination</u>	<u>Termination due to Death or Disability(1)</u>	<u>Change in Control plus Qualifying Termination(1)</u>
Douglas L. Becker	Pre-2005 DCP and Post-2004 DCP Acceleration of PSU vesting(2)		\$8,079,447	\$1,641,536
	Total		\$8,079,447	\$1,641,536
Eilif Serck-Hanssen	Cash Severance(3) Acceleration of RSU vesting Acceleration of PSU vesting(2)	\$1,648,282		\$1,648,282 \$ 950,586(4) \$ 717,020
	Total	\$1,648,282		\$3,315,888
Ricardo M. Berckemeyer . .	Cash Severance(5) Acceleration of RSU vesting Acceleration of PSU vesting(2)	\$1,532,442		\$1,532,442 \$ 489,188(4) \$ 720,026
	Total	\$1,532,442		\$2,741,655
Enderson Guimarães	Cash Severance(5) Acceleration of RSU vesting Acceleration of PSU vesting(2)	\$2,083,838 \$1,662,625(6)		\$2,083,838 \$1,662,625(4) \$4,639,179
	Total	\$3,746,463		\$8,385,642
Paula Singer	Post-2004 DCP Acceleration of RSU vesting Acceleration of PSU vesting(2)		\$1,173,684	\$ 242,571(4) \$ 621,383
	Total		\$1,173,684	\$ 863,954

- (1) Vesting of certain unvested time and performance stock options will accelerate because of termination due to death or disability or upon a Qualifying Termination within 18 months following a Change in Control. However, all unvested stock options held by the Named Executive Officers on December 30, 2016 had exercise prices greater than or equal to the fair market value of our common stock, as determined by the Compensation Committee in accordance with its equity grant policy as of such date, of \$22.64. Accordingly, there is no intrinsic value associated with the accelerated vesting of such stock options.
- (2) In connection with a Qualifying Termination within 18 months following a Change in Control, that portion of unvested PSUs that would otherwise have become vested and exercisable had we achieved the Equity Value Target in the three fiscal years (or, if shorter, the remaining initial target years) ending coincident with or immediately subsequent to the effective date of the Qualifying Termination will become vested and exercisable immediately prior to the effective date of the Qualifying Termination. Represents the aggregate fair market value, as determined by the Compensation Committee in accordance with its equity grant policy, of unvested PSUs outstanding on December 30, 2016 and subject to the 2016 and 2017 Equity Value Target. The terms of the PSUs provide that any unvested PSUs that would, but for the termination due to death or disability, have vested had the Equity Value Target for the calendar year during which the death or disability occurred been achieved will remain outstanding until the Compensation Committee determines whether the Equity Value Target for such year has been achieved. Because the

information in this table assumes such termination due to death or disability occurred as of December 30, 2016, there is no acceleration of PSU vesting.

- (3) Represents a lump sum severance payment equal to 18 months' base salary and 150% of Mr. Serck-Hanssen's target cash incentive award as of December 30, 2016, if Mr. Serck-Hanssen executes the customary release agreement, which includes a two-year covenant not to compete or disclose confidential information, as required by his offer letter.
- (4) In connection with a Qualifying Termination within 18 months following a Change in Control, that portion of unvested RSUs that would otherwise have become vested and exercisable in the three fiscal years (or, if shorter, the remaining initial years) ending coincident with or immediately subsequent to the effective date of the Qualifying Termination will become vested and exercisable immediately prior to the effective date of the Qualifying Termination. Represents the aggregate fair market value, as determined by the Compensation Committee in accordance with its equity grant policy, of unvested PSUs outstanding on December 30, 2016.
- (5) Represents a lump sum severance payment equal to one year of base salary and cash bonus at target as specified in the executive's Executive Retention Agreement.
- (6) The vesting of Mr. Guimarães's RSUs will accelerate if his employment is terminated without cause (other than due to death or disability) prior to December 30, 2017.

Director Compensation

The following table summarizes the compensation paid to or earned by our directors in 2016. We have omitted from this table the columns for Options Awards, Non-Equity Incentive Plan Compensation and Change in Pension Value and Nonqualified Deferred Compensation Earnings, as no amounts are required to be reported in any of those columns for any director during 2016.

Each non-employee director is entitled to receive an annual retainer of \$50,000. This retainer may be paid in the form of cash, common stock or RSUs, at the election of the director. The number of shares of common stock or RSUs is determined based on the fair market value of our common stock on the date of board approval, with vesting quarterly in arrears. Newly elected, non-employee, independent directors may elect to receive shares equal to up to three additional years of annual retainers at the time of their initial election to our board of directors and may elect to defer vesting of these shares. Each director who is subject to U.S. federal income taxes and is not contractually obligated to remit his director compensation to the Wengen Investor on whose behalf he serves is eligible to participate in our Post-2004 DCP and defer receipt of his annual compensation in accordance with the terms of the Post-2004 DCP. No Wengen-affiliated director deferred any portion of his 2016 compensation.

In addition, our compensation program for non-employee independent directors provided for the following annual cash retainers in 2016, which were paid quarterly in arrears.

	<u>Member</u>	<u>Chair</u>
Audit Committee	\$15,000	\$25,000
Compensation Committee	\$10,000	\$20,000
Committee on Education	\$10,000	\$50,000

Newly elected, non-employee, independent directors are also eligible to receive an annual stock retainer worth \$120,000, in the form of restricted shares or RSUs, with the number of shares determined based on the fair market value of our common stock as determined by the Compensation Committee in accordance with its equity grant policy on the initial issuance date. Newly elected, non-employee, independent directors may elect to receive restricted shares or RSUs equal to up to

three additional years of annual stock retainers at the time of their initial election to our board of directors and may elect to defer vesting of these shares.

In April 2016, the Compensation Committee approved additional cash compensation for the Company's non-employee, independent directors. For non-employee, independent directors first receiving a stock retainer in 2013, the Compensation Committee approved a one-time additional cash payment of \$165,000, payable in 2016. For non-employee, independent directors first receiving a stock retainer in 2014, the Compensation Committee approved a one-time additional cash payment of \$165,000, payable in January 2017, in each case provided the director continues to serve on the payment date. Beginning in 2017, non-employee, independent directors will be eligible to receive an annual retainer in an aggregate amount equal to \$225,000 per year. The annual retainer will be payable 50% in cash and 50% in shares of restricted stock, with the number of shares of restricted stock determined based on the fair market value of our common stock on the grant date. The shares of restricted stock will vest quarterly in arrears.

None of our directors received separate compensation for attending meetings of our board of directors or any committees thereof. Our CEO, Mr. Becker, is the only director who is also an employee of Laureate. Mr. Becker is not entitled to separate compensation for his service on our board of directors. Non-employee directors are reimbursed for travel and other expenses directly related to director activities and responsibilities.

2016 DIRECTOR COMPENSATION

<u>Name</u>	<u>Fees Earned or Paid in Cash (\$)</u>	<u>Stock Awards (\$)</u>	<u>All Other Compensation (\$)</u>	<u>Total (\$)</u>
Douglas L. Becker(1)	—	—	—	—
Brian F. Carroll(2)	27,500	49,915(3)	—	77,415
Andrew B. Cohen(4)	—	49,915(3)	—	49,915
Darren M. Friedman(5)	60,000	—	—	60,000
John A. Miller(6)	—	49,915(3)	—	49,915
George Muñoz(7)	190,000	—	—	190,000
Judith Rodin(8)	215,000	—	—	215,000
Jonathan D. Smidt(9)	15,000	49,915(3)	—	64,915
Ian K. Snow(10)	65,000	—	—	65,000
Steven M. Taslitz(11)	60,000	—	—	60,000
Quentin Van Doosselaere(12)	10,000	49,915(3)	—	59,915
Robert B. Zoellick(13)	—	—	—	—

- (1) Mr. Becker is not entitled to receive compensation for his service on our Board of Directors.
- (2) Mr. Carroll received \$7,500 in cash as committee fees. Mr. Carroll elected to receive his annual retainer in stock.
- (3) Each director who elected to receive his annual retainer in stock received 2,151 shares of our common stock. All of these shares were fully-vested on December 31, 2016.
- (4) Mr. Cohen elected to receive his annual retainer in stock. Mr. Cohen was required by prior agreement with CPV to have all shares issued in payment of his director's fees issued to CPV. Therefore, we issued to CPV 2,151 shares of our common stock as compensation for Mr. Cohen's services as a director during 2016.
- (5) Mr. Friedman received \$10,000 in cash as committee fees and elected to receive his \$50,000 annual retainer in cash. Mr. Friedman was required by prior agreement with StepStone to have his 2016 director's fees paid to StepStone.

- (6) Mr. Miller elected to receive his annual retainer in stock.
- (7) Mr. Muñoz received \$25,000 in cash as committee fees. Mr. Muñoz also elected to receive director compensation for 2013-2016 in an initial grant of 19,698 restricted shares on June 28, 2013. These restricted shares are issued and outstanding at December 31, 2016 but 4,924 shares are subject to transfer restrictions and substantial risk of forfeiture until the vesting criteria associated with the restricted shares will have been met on March 6, 2017. Notwithstanding the foregoing sentence, if Mr. Muñoz's service as a director terminates because of death or disability, any portion of these restricted shares that were granted in consideration of his service prior to or during the calendar year in which such death or disability occurs will become vested and nonforfeitable on the termination date, and the balance of the unvested restricted shares will terminate without becoming vested. Mr. Muñoz received a one-time \$165,000 cash payment during 2016.
- (8) Dr. Rodin received \$50,000 in cash as committee fees. Dr. Rodin elected to receive director compensation for 2013-2016 in an initial grant of 19,698 shares of restricted stock on August 6, 2013. These restricted shares are issued and outstanding at December 31, 2016 but 4,924 shares are subject to transfer restrictions and substantial risk of forfeiture until the vesting criteria associated with the restricted shares will have been met on March 6, 2017. Notwithstanding the foregoing sentence, if Dr. Rodin's service as a director terminates because of death or disability, any portion of these restricted shares that were granted in consideration of her service prior to or during the calendar year in which such death or disability occurs will become vested and nonforfeitable on the termination date, and the balance of the unvested restricted shares will terminate without becoming vested. Dr. Rodin received a one-time \$165,000 cash payment during 2016.
- (9) Mr. Smidt received \$15,000 in cash as committee fees. Mr. Smidt elected to receive his annual retainer in stock.
- (10) Mr. Snow received \$15,000 in cash as committee fees and elected to receive his \$50,000 annual retainer in cash. Mr. Snow was required by prior agreement with Snow Phipps to have his 2016 director's fees paid to Snow Phipps.
- (11) Mr. Taslitz received \$10,000 in cash as committee fees and elected to receive his \$50,000 annual retainer in cash. Mr. Taslitz was required by prior agreement with Sterling Partners to have his director's fees paid to Sterling Partners or an affiliate of its choosing. As a result of the Founders' Agreement, each Sterling Founder, including Mr. Taslitz, is entitled to receive an equal share of, on an after tax basis, any dividends on, or the proceeds from the sale of, the EPI Shares and the shares of our Class B common stock underlying the EPI Options. These prospective proceeds are not included in the compensation set forth in the table above. The shares of Class B common stock to be transferred from Wengen to an affiliate of the Sterling Founders in exchange for the liquidation of certain of its profits interests in Wengen and the other shares of our Class B common stock currently held by Sterling Founders or their affiliates are not subject to the Founders Agreement.
- (12) Mr. Van Doosselaere received \$10,000 in cash as committee fees. Mr. Van Doosselaere elected to receive his annual retainer in stock. Mr. Van Doosselaere was required by prior agreement with Bregal to have all shares issued in payment of his director's fees issued to Bregal. Therefore, we issued to Bregal 2,151 shares of our common stock as compensation for Mr. Van Doosselaere's services as a director during 2016.
- (13) Mr. Zoellick elected to receive director compensation for 2014, 2015 and 2016 in an initial grant of 18,558 shares of restricted stock on July 15, 2014. The fair market value of our common stock on the grant date as determined by the Compensation Committee in accordance with its equity grant policy was \$29.92 per share. These restricted shares are issued and outstanding at December 31,

2016 but were subject to transfer restrictions and substantial risk of forfeiture until the vesting criteria associated with the restricted shares was met. All of these restricted shares vested and became nonforfeitable on January 1, 2017. Mr. Zoellick also will receive a \$165,000 one-time cash payment in January 2017.

Compensation Committee Interlocks and Insider Participation in Compensation Decisions

Steven Taslitz, a member of the Compensation Committee, is the Senior Managing Director of Sterling Partners, and Douglas Becker, our Chairman and CEO, is a director of Sterling Fund Management, LLC, the management affiliate of Sterling Partners. During 2016 no other members of the Compensation Committee (i) had a relationship with us other than as a director and, in certain cases, a stockholder nor (ii) was (A) an officer or employee or a former officer, (B) a participant in a “related person” transaction or (C) an executive officer of another entity where one of our executive officers served on the board of directors. See “Certain Relationships and Related Party Transactions” for a discussion of certain transactions to which affiliates of the members of the Compensation Committee were party.

SECURITY OWNERSHIP OF CERTAIN BENEFICIAL OWNERS AND MANAGEMENT

The following table sets forth certain information with respect to the beneficial ownership of our common stock at December 1, 2016, and as adjusted to reflect the sale of Class A common stock in this offering, for:

- each person who we know beneficially owns more than five percent of our outstanding capital stock;
- each of our current directors and director designees;
- each of our Named Executive Officers; and
- all of our current directors, director designees and executive officers as a group.

The address of each beneficial owner listed in the table unless otherwise noted is c/o Laureate Education, Inc., 650 South Exeter Street, Baltimore, Maryland 21202.

We have determined beneficial ownership in accordance with the rules of the SEC. Except as indicated by the footnotes below, we believe, based on the information furnished to us, that the persons and entities named in the table below have sole voting and investment power with respect to all shares of common stock that they beneficially own, subject to applicable community property laws.

Applicable percentage ownership is based on 133,333,558 shares of Class B common stock outstanding at December 1, 2016, including 31,905 shares subject to forfeiture and substantial restriction on transfer, and assuming the reclassification of our existing common stock into an equivalent number of shares of our Class B common stock. The table below does not include any shares of Class A common stock issuable upon conversion of our Series A Preferred Stock. In computing the number of shares of common stock beneficially owned by a person and the percentage ownership of that person, we deemed outstanding shares of common stock subject to options held by that person that are currently exercisable or exercisable within 60 days of December 1, 2016. We did not deem these shares outstanding, however, for the purpose of computing the percentage ownership of any other person. No shares of Class A common stock will be outstanding prior to the offering.

Name of Beneficial Owner(1)	Shares Beneficially Owned After the Offering						
	Shares Beneficially Owned Prior to the Offering			Assuming No Exercise of the Underwriters' Option		Assuming Full Exercise of the Underwriters' Option	
	Number of Shares	Percentage of Total Common Stock	Percentage of Voting Power(1)	Percentage of Total Common Stock	Percentage of Voting Power(1)	Percentage of Total Common Stock	Percentage of Voting Power(1)
Wengen Alberta, Limited Partnership(2)	126,189,616	94.6%	94.6%	75.0%	92.2%	72.7%	91.9%
Douglas L. Becker(3)(4)	676,847	*	*	*	*	*	*
Brian F. Carroll(3)(5)	16,844	*	*	*	*	*	*
Andrew B. Cohen(3)	—	—	—	—	—	—	—
William L. Cornog(3)	—	—	—	—	—	—	—
Pedro del Corro(3)(6)	59,578	*	*	*	*	*	*
Darren M. Friedman(3)	—	—	—	—	—	—	—
John A. Miller(3)(7)	12,221	*	*	*	*	*	*
George Muñoz(8)	19,698	*	*	*	*	*	*
Dr. Judith Rodin(9)	19,698	*	*	*	*	*	*
Jonathan D. Smidt(3)(10)	16,844	*	*	*	*	*	*
Ian K. Snow(3)(11)	6,656	—	—	—	—	—	—
Steven M. Taslitz(3)(12)	13,889	—	—	—	—	—	—
Quentin Van Doosselaere(3)	—	—	—	—	—	—	—

Name of Beneficial Owner(1)	Shares Beneficially Owned After the Offering						
	Shares Beneficially Owned Prior to the Offering			Assuming No Exercise of the Underwriters' Option		Assuming Full Exercise of the Underwriters' Option	
	Number of Shares	Percentage of Total Common Stock	Percentage of Voting Power(1)	Percentage of Total Common Stock	Percentage of Voting Power(1)	Percentage of Total Common Stock	Percentage of Voting Power(1)
Robert B. Zoellick(13)	18,558	*	*	*	*	*	*
Eilif Serck-Hanssen(14)	517,136	*	*	*	*	*	*
Ricardo Berckemeyer(15)	634,929	*	*	*	*	*	*
Enderson Guimarães(16)	326,578	*	*	*	*	*	*
Paula Singer(17)	704,941	*	*	*	*	*	*
All Current Directors, Director Designees and Executive Officers as a Group (25 persons)(3)	4,220,640	3.2%	3.2%	2.5%	3.0%	2.4%	3.0%

* Less than one percent.

- (1) Upon completion of this offering, no beneficial owner listed in this table will own any shares of our Class A common stock. Percentage total voting power represents voting power with respect to all shares of our Class A common stock and Class B common stock, as a single class. Each holder of Class B common stock shall be entitled to ten votes per share of Class B common stock and each holder of Class A common stock shall be entitled to one vote per share of Class A common stock on all matters submitted to our stockholders for a vote. The Class A common stock and Class B common stock vote together as a single class on all matters submitted to a vote of our stockholders, except as may otherwise be required by law or our amended and restated certificate of incorporation. The Class B common stock is convertible at any time by the holder into shares of Class A common stock on a share-for-share basis. The Class A common stock and Class B common stock will automatically convert into a single class of common stock on the date on which the number of outstanding shares of Class B common stock represents less than 15% of the aggregate combined number of outstanding shares of Class A common stock and Class B common stock. See “Description of Capital Stock.”
- (2) Represents shares of Class B common stock which are directly held by Wengen. The limited partnership interests in Wengen are held by certain investors including the Wengen Investors. The general partner of Wengen is Wengen Investments Limited, which is governed by a board of directors composed of Mr. Becker and representatives of KKR, CPV, Bregal, StepStone, Sterling Partners and Snow Phipps. As a result of such representation, the Wengen Investors control the voting of the shares of Class B common stock held by Wengen in the election of certain directors and may be deemed to share beneficial ownership over the securities beneficially owned by Wengen. Does not include 1,328,366 shares of Class B common stock subject to proxies given by current and former directors and employees to Wengen to vote their shares of Class B common stock (collectively, the “Wengen Proxy”).

The following persons hold, through their interests in Wengen, over 5% of our common stock: KKR 2006 Fund (Overseas), Limited Partnership and KKR Partners II (International), L.P.; the Sterling Parties; CPV; Bregal; Caisse de dépôt et placement du Québec; affiliates of Moore Capital Management, LP; and affiliates of Makena Capital Management, LLC.

KKR 2006 Fund (Overseas), Limited Partnership and KKR Partners II (International), L.P. hold limited partnership interests in Wengen which relate to approximately 22,889,952 and 952,623 underlying shares of Class B common stock held by Wengen, respectively, and may also be deemed to have voting and investment power over such portion of the securities owned by Wengen as a

result of their ability to direct Wengen with respect to certain voting and disposition of such securities. KKR PI-II GP Limited is the general partner of KKR Partners II (International), L.P. KKR Associates 2006 (Overseas), Limited Partnership is the general partner of KKR 2006 Fund (Overseas), Limited Partnership. KKR 2006 Limited is the general partner of KKR Associates 2006 (Overseas), Limited Partnership. KKR Fund Holdings L.P. is the sole shareholder of KKR 2006 Limited. KKR Fund Holdings GP Limited is a general partner of KKR Fund Holdings L.P. KKR Group Holdings L.P. is the sole shareholder of KKR Fund Holdings GP Limited and a general partner of KKR Fund Holdings L.P. KKR Group Limited is the general partner of KKR Group Holdings L.P. KKR & Co. L.P. is the sole shareholder of KKR Group Limited. KKR Management LLC is the general partner of KKR & Co. L.P. Messrs. Henry R. Kravis and George R. Roberts are the designated members of KKR Management LLC. In such capacities, each of the entities and individuals referenced in this paragraph may also be deemed to be the beneficial owners having shared voting power and shared investment power with respect to the securities as described above. The address of each of the persons and entities listed in this paragraph, except Mr. Roberts, is c/o Kohlberg Kravis Roberts & Co. L.P., 9 West 57th Street, New York, New York 10019. Amounts herein do not include the 3,571,428 shares of Class A common stock anticipated to be purchased in this offering by an affiliate of Kohlberg Kravis Roberts & Co. L.P. at the initial public offering price. The principal business address for Mr. Roberts is c/o Kohlberg Kravis Roberts & Co. L.P., 2800 Sand Hill Road, Suite 200, Menlo Park, California 94025.

Sterling Capital Partners II, L.P., Sterling Capital Partners III, L.P., SP-L Affiliate, LLC, Douglas L. Becker, Steven M. Taslitz and certain of their respective affiliates hold limited partnership interests in Wengen which collectively relate to approximately 9,582,614 underlying shares of Class B common stock held by Wengen, and may also be deemed to have voting and investment power over their respective pro rata shares of such portion of the securities owned by Wengen as a result of their respective abilities to direct Wengen with respect to certain voting and disposition of such securities. SC Partners II, L.P. is the sole general partner of Sterling Capital Partners II, L.P., and Sterling Capital Partners II, LLC is the sole general partner of SC Partners II, L.P. SC Partners III, L.P. is the sole general partner of Sterling Capital Partners III, L.P., and Sterling Capital Partners III, LLC is the sole general partner of SC Partners III, L.P. Sterling Capital Partners II, L.P., Sterling Capital Partners III, L.P. and SP-L Affiliate, LLC are ultimately controlled by Messrs. Taslitz and Becker and other principals of Sterling Partners. Each of the aforementioned entities and individuals may also be deemed to be the beneficial owners having voting power and/or investment power with respect to securities of the Company owned directly by Wengen as described above. The business address of each of the persons and entities listed in this footnote, except Mr. Becker, is c/o Sterling Partners, 401 N. Michigan Avenue, Chicago, Illinois 60611. The business address of Mr. Becker is c/o Laureate Education, Inc., 650 S. Exeter Street, Baltimore, Maryland 21202.

CPV Holdings, LLC, Point72 Capital International, Ltd., Point72 Capital, L.P. and Point72 GDF, Ltd. hold, directly and indirectly, limited partnership interests in Wengen which collectively relate to approximately 16,087,099 underlying shares of Class B common stock held by Wengen, and may also be deemed to have voting and investment power over such portion of the securities owned by Wengen as a result of their ability to direct Wengen with respect to certain voting and disposition of such securities. Pursuant to certain investment management agreements, Point72 Asset Management, L.P. maintains voting and investment power with respect to the securities held by Point72 Capital International, Ltd., Point72 Capital, L.P. and Point72 GDF, Ltd. Point72 Capital Advisors, Inc. is the general partner of Point72 Asset Management, L.P. Steven A. Cohen is the sole shareholder of Point72 Capital Advisors, Inc. and the managing member of CPV Holdings, LLC. In such capacities, each of Point 72 Asset Management, L.P., Point 72 Capital Advisors, Inc. and Steven A. Cohen may also be deemed to be the beneficial owners having shared voting power and shared investment power with respect to the securities as described above. The address of each of the persons and entities listed in this paragraph, except CPV Holdings, LLC, is c/o Point72, L.P., 72 Cummings Point Road, Stamford, Connecticut 06902. The address of CPV Holdings, LLC is c/o Cohen Private Ventures, LLC, 510 Madison Avenue, New York, New York 10022.

Bregal Europe Co-Investment Limited Partnership holds, directly and indirectly, limited partnership interests in Wengen which relate to approximately 11,915,410 underlying shares of Class B common stock held by Wengen, and may also be deemed to have voting and investment power over such portion of the securities owned by Wengen as a result of its ability to direct Wengen with respect to certain voting and disposition of such securities. The General Partner of Bregal Europe Co-Investment Limited Partnership is Bregal General Partner Jersey Limited. The directors of Bregal General Partner Jersey Limited are: Paul Andrew Bradshaw, John Hammill, John David Drury, Andrew Crawford, Wolter Rudolf Brenninkmeijer and Edwin Theo Niers. In such capacities, each of the entities and individuals referenced in this paragraph may also be deemed to be the beneficial owners having shared voting power and shared investment power with respect to the securities as described above. The address of Bregal Europe Co-Investment Limited Partnership is Quatermile One, 15 Lauriston Place, Edinburgh, EH3 9EP, United Kingdom. The address of Bregal General Partner Jersey Limited and the principal business address of each of Messrs. Paul Andrew Bradshaw, John Hammill, and Andrew Crawford is 2nd Floor, Windward House, La Route de la Liberation, St. Helier, JE2 3BQ, Jersey, Channel Islands. The principal business address of each of Messrs. John David Drury and Wolter Rudolf Brenninkmeijer is 81 Fulham Road, 3rd Floor, London SW3 6RD, United Kingdom. The principal business address of Mr. Ewin Niers is Grafenauweg 10, CH-6300, Zug, Switzerland.

Caisse de dépôt et placement du Québec holds, directly and indirectly, limited partnership interests in Wengen which relate to approximately 11,491,277 underlying shares of Class B common stock held by Wengen, and may be deemed to have voting and investment power over such portion of the securities owned by Wengen as a result of its ability to direct Wengen with respect to certain voting and disposition of such securities. The principal business address for Caisse de dépôt et placement du Québec is 1000, place Jean-Paul-Riopelle, Montreal (Québec) H2Z 2B3, Canada.

Kendall Family Investments, LLC, MMF Moore ET Investments, LP and MEM Moore ET Investments, LP hold, directly and indirectly, limited partnership interests in Wengen which collectively relate to approximately 11,054,982 underlying shares of Class B common stock held by Wengen, and may be deemed to have voting and investment power over their respective pro rata shares of such portion of the securities owned by Wengen as a result of their respective abilities to direct Wengen with respect to certain voting and disposition of such securities. Louis M. Bacon is the chief executive officer and director of Moore Capital Management, LP, which serves as discretionary investment manager to MMF Moore ET Investments, LP and MEM Moore ET Investments, LP, and the majority equity holder of Kendall Family Investments, LLC. The principal business address of Moore Capital Management, LP is 11 Times Square, New York, New York 10036.

Makena Capital Holdings M, L.P. and Makena Contingent Capital Account, L.P. hold, directly and indirectly, limited partnership interests in Wengen which collectively relate to approximately 6,765,025 underlying shares of Class B common stock held by Wengen, and may be deemed to have voting and investment power over their respective pro rata shares of such portion of the securities owned by Wengen as a result of their respective abilities to direct Wengen with respect to certain voting and disposition of such securities. Makena Capital Management, LLC is the general partner of Makena Capital Holdings M, L.P. and Makena Contingent Capital Account, L.P. The principal business address of Makena Capital Management, LLC is 2755 Sand Hill Road, Suite 200, Menlo Park, California 94025.

- (3) The director is or has formerly been affiliated with an investor in Wengen. Does not include the Class B common stock held of record by Wengen and the 1,328,366 shares of Class B common stock subject to the Wengen Proxy. See footnote 2 for further information on beneficial ownership of securities indirectly held through Wengen.

- (4) Includes shares issuable upon exercise of options to purchase 595,929 shares of Class B common stock that are exercisable within 60 days of the date of the above table. Includes 12,490 shares of Class B common stock held by the 2002 GST Exempt Harvest Trust, a trust for the benefit of certain members of Mr. Becker's family. Mr. Becker disclaims beneficial ownership of these shares. Does not include shares issuable upon exercise of options to purchase 2,773,098 shares of Class B common stock that are exercisable within 60 days of the date of the above table that will be granted to Mr. Becker upon completion of this offering in connection with the liquidation of certain of Mr. Becker's Executive Profits Interests and all of which are subject to the provisions of the Founders' Agreement. Does not include 13,889 shares of Class B common stock held by Sterling Fund Management, LLC, an affiliate of Sterling Partners. Mr. Becker shares voting and dispositive power with respect to the shares of Class B common stock held by this affiliate of the Sterling Founders, together with Mr. Taslitz and the other Sterling Founders. Does not include an indeterminable number of shares of the Company or proceeds therefrom, that is allocable to Mr. Becker from Mr. Becker's ownership of an entity that is entitled indirectly to carried interests on certain shares of the Company or proceeds therefrom, upon the distribution or sale of such shares by certain direct owners of Wengen.
- (5) Includes 4,611 shares of Class B common stock reserved for issuance upon distribution of Mr. Carroll's Post-2004 DCP account when he retires from the Company's board of directors. Includes 538 shares of Class B common stock subject to forfeiture pursuant to the terms of a restricted stock agreement between Mr. Carroll and the Company. These 538 shares became vested and non-forfeitable as of December 31, 2016.
- (6) Includes limited partnership interests in Wengen held, directly and indirectly, by Mr. del Corro which relate to approximately 59,578 underlying shares of Class B common stock held by Wengen, over which he may be deemed to have voting and investment power as a result of his ability to direct Wengen with respect to certain voting and disposition of such securities.
- (7) Includes 538 shares of Class B common stock subject to forfeiture pursuant to the terms of a restricted stock agreement between Mr. Miller and the Company. These 538 shares became vested and non-forfeitable as of December 31, 2016.
- (8) Includes 4,924 shares of Class B common stock subject to forfeiture pursuant to the terms of a restricted stock agreement between Mr. Muñoz and the Company. Subject to Mr. Muñoz's continued service, these shares will vest and become non-forfeitable as of March 6, 2017.
- (9) Includes 4,924 shares of Class B common stock subject to forfeiture pursuant to the terms of a restricted stock agreement between Dr. Rodin and the Company. Subject to Dr. Rodin's continued service, these shares will vest and become non-forfeitable as of March 6, 2017.
- (10) Includes 538 shares of Class B common stock subject to forfeiture pursuant to the terms of a restricted stock agreement between Mr. Smidt and the Company. These 538 shares became vested and non-forfeitable as of December 31, 2016.
- (11) Includes 3,837 shares of Class B common stock held by Snow Phipps. Does not include the limited partnership interests in Wengen held, directly and indirectly, by Snow Phipps which relate to approximately 3,552,293 underlying shares of Class B common stock held by Wengen, over which such portion of securities Mr. Snow may be deemed to have voting and investment power as a result of Snow Phipps's ability to direct Wengen with respect to certain voting and disposition of such securities. Mr. Snow serves as the Chief Executive Officer of Snow Phipps Group, LLC. Mr. Snow disclaims beneficial ownership of the shares held, directly or indirectly, by Snow Phipps. Includes 2,819 shares of Class B common stock reserved for issuance upon distribution of Mr. Snow's Post-2004 DCP account when he retires from the Company's board of directors. See “—Executive Compensation—Director Compensation.”

- (12) Includes 13,889 shares of Class B common stock held by Sterling Fund Management, LLC, an affiliate of Sterling Partners, of which Mr. Taslitz serves as a Senior Managing Director. Mr. Taslitz disclaims beneficial ownership of these shares. Does not include 80,918 shares of Class B common stock held by Mr. Becker, 595,929 shares of Class B common stock issuable upon the exercise of stock options that are held by Mr. Becker and exercisable within 60 days of the date of the above table or 2,773,098 shares of Class B common stock underlying 2,773,098 of the options the Company will grant to Mr. Becker upon completion of this offering in connection with the liquidation and exchange of certain of his executive profits interests in Wengen. Pursuant to the Founders' Agreement, (i) these shares are required to be assigned or transferred to Mr. Taslitz, or a partnership in which he shares control, as soon as practicable after such assignment or transfer is permitted by contract and applicable law, (ii) if these shares are not transferable or assignable, Mr. Taslitz, or a partnership in which he shares control, has the right to receive the net proceeds of such shares upon disposition and (iii) until such shares are transferred or assigned to Mr. Taslitz, or a partnership in which he shares control, he or that partnership controls the voting and disposition of these shares. Does not include an indeterminable number of shares of the Company or proceeds therefrom, that is allocable to Mr. Taslitz from Mr. Taslitz's ownership of an entity that is entitled indirectly to carried interests on certain shares of the Company or proceeds therefrom, upon the distribution or sale of such shares by certain direct owners of Wengen.
- (13) Includes 18,558 shares of Class B common stock subject to forfeiture pursuant to the terms of a restricted stock agreement between Mr. Zoellick and the Company. All of the shares vested and became non-forfeitable as of January 1, 2017.
- (14) Includes shares issuable upon exercise of options to purchase 470,513 shares of Class B common stock that are exercisable within 60 days of the date of the above table.
- (15) Includes shares issuable upon exercise of options to purchase 592,857 shares of Class B common stock that are exercisable within 60 days of the date of the above table.
- (16) Includes shares issuable upon exercise of options to purchase 326,578 shares of Class B common stock that are exercisable within 60 days of the date of the above table.
- (17) Includes shares issuable upon exercise of options to purchase 635,357 shares of Class B common stock that are exercisable within 60 days of the date of the above table.

CERTAIN RELATIONSHIPS AND RELATED PARTY TRANSACTIONS

Management Stockholder's Agreements

Each of the stockholders of the Company who are employees or directors or former employees or directors of the Company has entered into a stockholder's agreement (each, a "Management Stockholder's Agreement") with the Company and Wengen that gives Wengen a proxy to vote such holder's shares of the Company's Class B common stock. In addition to the voting proxy on shares held by current and former employees and directors of the Company, the Management Stockholder's Agreement executed by each current and former employee who owns stock or has been granted options to purchase stock of the Company contains provisions that prohibit the employee or former employee (i) at any time during or after employment with the Company or its subsidiaries, from disclosing or using any confidential information pertaining to the business of the Company or any of its subsidiaries or the Wengen Investors or any of their respective affiliates, except when required to perform his or her duties to the Company or one of its subsidiaries, by law or judicial process; (ii) at any time during employment with the Company or its subsidiaries and for a period of two years thereafter, from directly or indirectly acting as a proprietor, investor, director, officer, employee, substantial stockholder, consultant, or partner in any business that directly competes, at the relevant determination date, with the post-secondary business of the Company or any of their respective affiliates in any geographic area where the Company or its affiliates manufactures, produces, sells, leases, rents, licenses or otherwise provides products or services; and (iii) at any time during employment with the Company or its subsidiaries and for a period of two years thereafter, from directly or indirectly (a) soliciting customers or clients of the Company, any of its subsidiaries, the Wengen Investors or any of their respective affiliates to terminate their relationship with the Company, any of its subsidiaries, the Wengen Investors or any of their respective affiliates or otherwise soliciting such customers or clients to compete with any business of the Company, any of its subsidiaries, the Wengen Investors or any of their respective affiliates or (b) soliciting or offering employment to any person who is, or has been at any time during the 12 months immediately preceding the termination of the employee's employment, employed by the Company or any of its affiliates.

Subsequent to the initial public offering of the Company's common stock, the Management Stockholder's Agreements permit each of the stockholders of the Company who are employees or directors or former employees or directors of the Company to participate in any sale of the Company's common stock by Wengen or any of the Wengen Investors that is registered under the Securities Act (the "piggyback registration rights"), subject to customary underwriters' restrictions including pro rata reduction and execution of customary custody and lockup agreements. The piggyback registration rights provided in the Management Stockholder's Agreements expire upon a change in control of the Company. The registration rights also provide for our indemnification of the stockholders and their affiliates in connection with the "piggyback" registration of their securities.

Agreements with Wengen

Wengen Securityholders' Agreement. The Wengen Investors are subject to the Wengen Securityholders' Agreement, pursuant to which the general partner of Wengen is permitted to develop and implement an initial public offering of our securities and certain of the Wengen Investors have the right to appoint members to the board of directors of Wengen's general partner and Laureate. The Company and Wengen have agreed that, effective upon the closing of this offering, the Wengen Securityholders' Agreement will be amended and restated to make the Company a party thereto and to provide that certain of the Wengen Investors will continue to have the right to elect a majority of our board of directors and coordinate the sale of all shares of our Class B common currently held by Wengen which may be distributed to the Wengen Investors from time to time. The right of Wengen to designate directors shall survive the dissolution of Wengen and shall become rights of the Wengen Investors until they hold less than 40% of the outstanding common stock of Laureate. In addition, the

right of KKR, Sterling Capital Partners II, L.P., Bregal and CPV to designate directors shall survive the dissolution of Wengen.

Registration Rights Agreement. Wengen and the Wengen Investors are parties to a registration rights agreement (the “Registration Rights Agreement”), pursuant to which the Wengen Investors have been granted certain registration rights in connection with this offering. Pursuant to the existing Registration Rights Agreement, the Wengen Investors were granted the right, beginning 180 days following the completion of this offering to cause us, at our expense, to use our reasonable best efforts to register certain shares of common stock held by the Wengen Investors and any securities issued in replacement of or in exchange for such shares of common stock for public resale, subject to certain limitations as set forth in the Registration Rights Agreement. The exercise of this “demand” right is limited to ten requests in the aggregate. In the event that we register any of our common stock following completion of this offering, the Wengen Investors and management (pursuant to a provision in the Management Stockholder’s Agreements) have a “piggyback right” which allows them to require us to use our reasonable best efforts to include shares of our common stock held by them in such registration, subject to certain limitations. The existing Registration Rights Agreement also provides for our indemnification of the Wengen Investors and management in connection with the registration of their securities. The Company has agreed, effective upon the consummation of this offering, to become a party to the Registration Rights Agreement. A copy of this agreement has been filed as an exhibit to the registration statement of which this prospectus is a part.

SFUAD Shared Services Agreement. In June 2008, Laureate entered into an agreement with the College of the Christian Brothers of New Mexico to provide a line of credit of \$2.8 million that was to mature on the earlier of six months from the date of the loan or upon Laureate’s acquisition of assets from the Christian Brothers relative to College of Santa Fe (now known as the Santa Fe University of Arts and Design, or SFUAD). The agreement was subsequently amended to increase the line of credit to \$3.8 million. The interest on the line of credit was 10% per annum payable in arrears on the line of credit termination date. The amounts outstanding under the agreement were secured by land adjacent to the SFUAD campus. During 2009, Laureate transferred the SFUAD line of credit to a newly formed subsidiary. This subsidiary was sold to Wengen for cash of \$2.7 million, equal to the outstanding principal and interest on the line of credit. No gain or loss was recognized on the transfer. In connection with the sale of the newly formed subsidiary to Wengen in 2009, Laureate entered into a shared services agreement with SFUAD. During 2014, Laureate entered into a new shared services agreement with SFUAD that replaced the shared services agreement previously entered into in 2009. Laureate provides SFUAD with certain management consulting, legal, tax, finance, accounting, treasury, human resources, and network entry services. The new shared services agreement has a term of five years and automatically renews for two year periods thereafter, unless terminated by either party. As of December 31, 2015, Laureate had recorded a receivable from SFUAD of \$0.7 million related to the shared services agreement, substantially all of which was collected subsequent to year-end. As of September 30, 2016, Laureate recorded a related party receivable from SFUAD of \$0.2 million. A copy of this agreement has been filed as an exhibit to the registration statement of which this prospectus is a part.

During 2013, 14 Laureate institutions entered into global partnership agreements with SFUAD, which have an initial term of five years and provide Laureate students with educational opportunities to study certain academic programs at SFUAD. Under the terms of these agreements, the partnering Laureate institutions commit to pay SFUAD an annual amount each calendar year, which SFUAD then bills to the Laureate institutions on a quarterly basis. The global partnership agreements can be unilaterally canceled by either SFUAD or the Laureate institutions with at least six months prior written notice. Any remaining unpaid commitment amount for that calendar year is contractually owed to SFUAD. As of September 30, 2016 and December 31, 2015, Laureate recorded a related party payable to SFUAD of \$0.5 million and \$0.2 million, respectively, for unpaid commitments that we are obligated to pay to SFUAD under the global partnership agreements.

Agreements with Holders of Series A Preferred Stock

Subscription Agreement

On December 4, 2016, we signed the Subscription Agreement with six investors, including KKR and Snow Phipps, which purchased \$60 million and \$15 million worth of shares of Series A Preferred Stock, respectively, pursuant to which we agreed to issue an aggregate of 400,000 shares of Series A Preferred Stock in a private offering for total gross proceeds of \$400 million and total net proceeds of approximately \$383 million. Closing of the first tranche of funding for this transaction occurred on December 20, 2016 and we received net proceeds, after issuance costs, of approximately \$328 million. One investor funded a portion of its purchase price equal to \$57 million (approximately \$55 million net of issuance costs) on January 18, 2017 and the remainder on January 23, 2017. The proceeds from the Series A Preferred Stock offering have and will be used to pay transaction expenses, including structuring fees to certain of the purchasers of the Series A Preferred Stock (including a fee of \$1.8 million to KKR and \$450,000 to Snow Phipps), to repay any portion of our outstanding debt (other than any debt held by our stockholders, employees, officers or directors, including their affiliates), and for working capital and general corporate purposes.

Upon the closing and funding of the purchase price of the Series A Preferred Stock offering in full, which was a qualified equity issuance under our Senior Secured Credit Facilities, the applicable LIBOR margin for the 2021 Extended Term Loan under our Senior Secured Credit Facilities was reduced to 7.5% and the applicable ABR margin was reduced to 6.5%. The applicable LIBOR margin for the revolving credit line under our Senior Secured Credit Facilities was reduced to 3.75% and the applicable ABR margin was reduced to 2.75%. In addition, the additional scheduled payment on such 2021 Extended Term Loan in the amount of \$62.5 million will not be required under our Senior Secured Credit Facilities.

The Subscription Agreement requires us to repay any portion of our outstanding debt (other than any debt held by our stockholders, employees, officers, or directors, including their affiliates) in an amount equal to at least the total proceeds received by the Company under the Subscription Agreement less the amount used to pay our transaction expenses and other fees by not later than the 18 month anniversary of the closing date. However, to the extent the outstanding debt repaid pursuant to the Subscription Agreement repaid consists of revolving loans, we may subsequently redraw such revolving loans. We are not permitted to use any funds paid received pursuant to the Subscription Agreement to acquire the assets or securities of another entity or to purchase, redeem, retire or otherwise acquire, or make any payment in respect of, directly or indirectly, any of our equity securities.

The Company agreed to indemnify each purchaser of Series A Preferred Stock from and against any and all losses incurred by or asserted against any of them by virtue of, among other things, any breach of representations or warranties made by the Company in the Subscription Agreement, any breach, non-compliance or non-fulfillment in any material respect of any covenant or agreement of the Company, or any fraud by the Company. In addition, each purchaser of Series A Preferred Stock, severally (and not jointly and severally), agreed to indemnify and hold harmless the Company from and against all losses incurred by or asserted against the Company by virtue of any breach of any representation or warranty made by such purchaser of Series A Preferred Stock or any fraud of such purchaser of Series A Preferred Stock. We will not be liable to any purchaser of Series A Preferred Stock for any amounts in excess of the purchase price paid by such purchaser.

In connection with the transactions contemplated by the Subscription Agreement, on the Closing Date, the Company will execute both a stockholders agreement (the "Stockholders Agreement") and a registration rights agreement (the "Series A Registration Rights Agreement"). The following summary of the Subscription Agreement, Stockholders Agreement and Series A Registration Rights Agreement does not purport to be complete and is qualified in its entirety by reference to the provisions of the

Subscription Agreement, Stockholders Agreement and Series A Registration Rights Agreement, each of which are filed as exhibits to the registration statement of which this prospectus is a part.

Stockholders Agreement

The Stockholders Agreement provides that the shares of Series A Preferred Stock are (i) subject to certain restrictions on transfer, including in advance of a QPO, to our competitors and certain other third parties, (ii) have customary preemptive rights with respect to proposed issuances of our debt and equity securities, and (iii) have tag along rights with respect to any proposed transfer of shares of our capital stock by Wengen. In addition, subject to maintaining certain ownership thresholds and until the closing of this offering, the holders of the Series A Preferred Stock have the right to designate one person to be a non-voting observer to attend meetings of the Board of the Directors. As long as a Series A Investor holds shares of the Company's capital stock and until the consummation of this offering, the Series A Investors are entitled to certain information from the Company. All of the foregoing rights, other than the tag along rights, will terminate upon consummation of this offering. The tag along rights terminate upon the earlier to occur of (x) the redemption of all of the shares of Series A Preferred Stock in accordance with the terms of the Certificate of Designations and (y) the earlier of (A) the date on which the closing of our first follow-on public offering following this offering in which the holders of the Series A Preferred Stock receive net proceeds not less than the Priority Amount is consummated pursuant to the Certificate of Designations and the Series A Registration Rights Agreement and (B) if then converted, the date which is 120 days (or if a registration is suspended, postponed or otherwise not available pursuant to the terms of the Series A Registration Rights Agreement, then an additional number of days equal to the length of such suspension, postponement or lack of availability) after the date on which an amount of Conversion Stock (as defined in the Stockholders Agreement) equal to or more than the Priority Amount has been registered pursuant to an effective registration statement in accordance with the terms of the Series A Registration Rights Agreement, or if earlier, the date on which at least the Priority Amount under such registration statement has been sold.

Following Closing, and so long as the shares of Series A Preferred Stock are outstanding, the Company will be subject to financial covenants relating to total net leverage and trailing 12 months revenue and Adjusted EBITDA (as defined in the Stockholders Agreement). Failure by the Company to satisfy these covenants would result in the holders of the Series A Preferred Stock obtaining certain remedies, including (i) the ability to appoint an individual to advise the Board of Directors on improving the Company's growth and profitability and (ii) consent to (A) the incurrence of capital expenditures in excess of agreed upon thresholds as set forth in the Stockholders Agreement, (B) additional indebtedness and (C) acquisitions of assets and the establishment of new schools by the Company. In addition, we would be required to implement a one-time cost reduction program.

Series A Registration Rights Agreement

Pursuant to the Series A Registration Rights Agreement, the holders of the shares of Series A Preferred Stock are entitled to certain demand registration rights following conversion of the shares or within 45 days of the shares becoming required or entitled to be converted. The holders of two-thirds of the shares of Series A Preferred Stock are entitled to make up to two demands, excluding short form demands, that we register the resale of such shares, subject to the right of the Company to convert a demand registration made by the holders of the Series A Preferred Stock into a follow-on public offering in which the holders of the Series A Preferred Stock receive net proceeds not less than the Priority Amount. The holders of Series A Preferred Stock also have certain piggyback registration rights with respect to registration statements and rights to require us to register for resale such securities pursuant to Rule 415 under the Securities Act.

For underwritten offerings, the holders of the Series A Preferred Stock have priority to participate in any demand or piggyback registration up to the Priority Amount or until the Priority Amount is satisfied. Once the Priority Amount is registered or satisfied, the shares of the holders of the Series A Preferred Stock, Wengen and certain other stockholders with registration rights will then be included in the registration on a pro rata basis based upon the number of shares requested to be included in the offering, followed by the shares of the Company requested to be included in the offering; provided, however, that the shares of the Company will have priority over the shares of the holders of the Series A Preferred Stock, Wengen and certain other stockholders with registration rights for underwritten piggyback registrations initiated by the Company.

The Company will bear the expenses incurred in connection with the filing of any such registration statements in connection with the exercise of demand and piggyback registration rights by the holders of the Series A Preferred Stock.

Payments for Airplane Usage Costs

In 2015, 2014 and 2013, we incurred costs of \$0.3 million, \$0.2 million and \$0.4 million, respectively, for the business use of a private airplane that is owned in part by our Chief Executive Officer.

Relationship with KKR

As part of this offering, an affiliate of Kohlberg Kravis Roberts & Co. L.P. intends to purchase from the underwriters 3,571,428 shares of Class A common stock at the initial public offering price.

Relationship with KKR Capital Markets

In 2013, we made payments to KKR Capital Markets LLC, an affiliate of KKR, of \$0.7 million for services rendered in connection with the refinancing of our debt and new debt issuances.

Since 2013, KKR Corporate Lending LLC, an affiliate of KKR Capital Markets LLC, has been a participating lender under the Company's existing revolving credit facilities and as of September 30, 2016 had received interest payments and amendment consent fees of approximately \$2.6 million.

In addition, KKR Capital Markets LLC has acted as a financial adviser in connection with this offering and we have agreed to pay KKR Capital Markets LLC a one-time fee of \$1.5 million for its services.

Relationship with KKR Credit

Since 2013, investment funds or accounts managed or advised by KKR Credit Advisors (US) LLC ("KKR Credit") were participating lenders under the Company's existing credit agreements and as of September 30, 2016 had received aggregate principal payments of \$14.8 million and interest and amendment fee payments of \$30.4 million. Since 2013, investment funds or accounts managed or advised by KKR Credit were also holders of notes issued by the Company and as of September 30, 2016 had received principal payments of approximately \$32.5 million and interest payments, consent fees and early redemption premiums of approximately \$14.7 million.

As of September 30, 2016, investment funds or accounts managed or advised by KKR Credit held a portion of the Company's first lien term loan.

Relationship to KKR Capstone Americas LLC

We have historically utilized KKR Capstone, a consulting company that works exclusively with KKR's portfolio companies, for consulting services, and paid to KKR Capstone related fees and

expenses. References to “KKR Capstone” are to KKR Capstone Americas LLC and their affiliates, which are owned and controlled by their senior management team. KKR Capstone is not a subsidiary or affiliate of KKR. KKR Capstone operates under several consulting agreements with KKR and uses the “KKR” name under license from KKR.

Agreement with Sterling Affiliate

We have agreements with I/O Data Centers, LLC (“I/O”) pursuant to which I/O will provide modular data center solutions to the Company. During the nine months ended September 30, 2016 and the nine months ended September 30, 2015, we incurred costs of \$0.7 million and \$0.4 million, respectively, for these agreements. In 2015, 2014 and 2013, we incurred costs for these agreements of \$0.5 million, \$0.5 million and \$0.4 million, respectively. Mr. Taslitz, one of our directors and a Senior Managing Director of Sterling Partners, is a director of I/O. Messrs. Becker and Taslitz, Sterling Partners and certain of its affiliates own, directly or through investment vehicles, an aggregate of approximately 65% of the outstanding equity in I/O.

Conflicts of Interest Policy

The Audit Committee reviews all relationships and transactions in which the Company and our directors and executive officers or their immediate family members are participants to determine whether such persons have a direct or indirect material interest in any particular transaction. The Company’s legal staff is primarily responsible for the development and implementation of processes and controls to obtain information from the directors and executive officers with respect to related person transactions and for then determining, based on the facts and circumstances, whether the Company or a related person has a direct or indirect material interest in the transaction. The Audit Committee of the board of directors reviews and approves or ratifies any related person transaction that meets this standard. In the course of the Audit Committee’s review and approval or ratification of a disclosable related person transaction, the committee considers:

- the nature of the related person’s interest in the transaction;
- the material terms of the transaction, including the amount and type of transaction;
- the importance of the transaction to the related person;
- the importance of the transaction to the Company;
- whether the transaction would impair the judgment of a director or executive officer to act in the best interest of the Company; and
- any other matters the committee deems appropriate.

Any member of the Audit Committee who is a related person with respect to a transaction under review may not participate in the deliberations or vote respecting approval or ratification of the transaction, provided that such director may be counted in determining the presence of a quorum at a meeting of the committee that considers the transaction. The current Wengen Securityholders’ Agreement requires approval of six directors for related party transactions having a value of at least \$25 million.

DESCRIPTION OF CAPITAL STOCK

General

The following descriptions of our capital stock and certain provisions of our amended and restated certificate of incorporation and amended and restated bylaws are summaries and are qualified by reference to the amended and restated certificate of incorporation and the amended and restated bylaws. Copies of these documents have been filed with the SEC as exhibits to our registration statement, of which this prospectus forms a part.

Our amended and restated certificate of incorporation provides for three classes of common stock: Class A common stock, Class B common stock and common stock. No shares of common stock will be issued or outstanding until the date on which the number of outstanding shares of Class B common stock represents less than 15% of the aggregate number of shares of then outstanding Class A common stock and Class B common stock, at which time all outstanding shares of Class A common stock and Class B common stock will automatically convert into shares of common stock. Each share of common stock outstanding prior to this offering will be reclassified as a share of Class B common stock. We effected a 4 to 1 reverse stock split of our common stock prior to the effectiveness of the registration statement of which this prospectus is a part.

The total amount of our authorized capital stock consists of 1,625,000,000 shares, of which 700,000,000 shares are designated as Class A common stock, 175,000,000 shares are designated as Class B common stock, 700,000,000 shares are undesignated common stock, all with a par value of \$0.004 per share, and 50,000,000 shares are designated as preferred stock, with a par value of \$0.001 per share.

As of September 30, 2016, we had outstanding 133,300,971 shares of Class B common stock, which excludes 31,905 shares of Class B common stock subject to forfeiture and substantial restrictions on transfer and assumes the reclassification of all outstanding shares of our existing common stock into shares of Class B common stock immediately prior to the completion of this offering. Our outstanding capital stock was held by approximately 195 stockholders of record as of September 30, 2016. As of September 30, 2016, we also had outstanding options to acquire 10,860,526 shares of common stock held by employees, directors and consultants, all of which will become options to acquire an equivalent number of shares of Class B common stock, immediately prior to the completion of this offering. Upon completion of this offering there will be 400,000 shares of Series A Preferred Stock outstanding.

Class A and Class B Common Stock

Voting Rights

Holders of our Class A and Class B common stock have identical rights, except that holders of our Class A common stock are entitled to one vote per share and holders of our Class B common stock are entitled to ten votes per share. Holders of shares of Class A common stock and Class B common stock will vote together as a single class on all matters (including the election of directors) submitted to a vote of stockholders, except that there will be separate votes of holders of shares of our Class A common stock and Class B common stock in the following circumstances:

- if we propose to amend our certificate of incorporation to alter or change the powers, preferences or special rights of the shares of Class A or Class B common stock so as to affect them adversely or to increase or decrease the par value of the shares of a class of our stock;
- if we propose to treat the shares of Class A or Class B common stock differently with respect to any dividend or distribution of cash, property or shares of our stock paid or distributed by us;
- if we propose to treat the shares of Class A or Class B common stock differently with respect to any subdivision or combination of the shares of Class A or Class B common stock; or

- if we propose to treat the shares of Class A or Class B common stock differently in connection with a change in control, liquidation, dissolution, distribution of assets or winding down of the Company with respect to any consideration into which the shares are converted or any consideration paid or otherwise distributed to our stockholders.

Under our amended and restated certificate of incorporation, we may not increase or decrease the authorized number of shares of Class A common stock or Class B common stock without the affirmative vote of the holders of the majority of the combined voting power of the outstanding shares of Class A common stock and Class B common stock, voting together as a single class. In addition, under our amended and restated certificate of incorporation, we may not issue any shares of Class B common stock, other than (1) upon exercise of options, warrants, or similar rights to acquire common stock outstanding, (2) in connection with deferred compensation and executive profit interest arrangements in existence immediately prior to the completion of this offering and (3) in connection with stock dividends, stock splits and similar transactions.

We have not provided for cumulative voting for the election of directors in our amended and restated certificate of incorporation.

Economic Rights

Except as otherwise expressly provided in our amended and restated certificate of incorporation or as required by applicable law, shares of our Class A common stock and Class B common stock will have the same rights and privileges and rank equally, share ratably and be identical in all respects as to all matters, including, without limitation, those described below.

Dividends. Subject to preferences that may apply to any shares of preferred stock outstanding at the time, the holders of Class A common stock and Class B common stock will be entitled to share equally, identically and ratably, on a per share basis, with respect to any dividends that our board of directors may determine to issue from time to time, unless different treatment of the shares of such class is approved by the affirmative vote of the holders of the majority of the outstanding shares of Class A common stock and Class B common stock, each voting separately as a class. In the event a dividend is paid in the form of shares of common stock or rights to acquire shares of common stock, the holders of Class A common stock shall receive shares of Class A common stock, or rights to acquire shares of Class A common stock, as the case may be, and the holders of Class B common stock shall receive shares of Class B common stock, or rights to acquire shares of Class B common stock, as the case may be.

Liquidation Rights. Upon our liquidation, dissolution or winding-up, the holders of Class A common stock and Class B common stock will be entitled to share equally, identically and ratably in all assets remaining after the payment of any liabilities and the liquidation preferences on any outstanding preferred stock, unless different treatment of the shares of such class is approved by the affirmative vote of the holders of the majority of the outstanding shares of Class A common stock and Class B common stock, each voting separately as a class.

Change of Control Transactions. Upon (1) the closing of the sale, exchange, transfer or other disposition of all or substantially all of our assets, (2) the consummation of a merger, consolidation, business combination or other similar transaction which results in our voting securities outstanding immediately prior to the transaction (or the voting securities issued with respect to our voting securities outstanding immediately prior to the transaction) representing less than a majority of the combined voting power and outstanding capital stock of the voting securities of the Company or the surviving or acquiring entity, or (3) the recapitalization, liquidation, dissolution or other similar transaction which results in the voting securities outstanding immediately prior to the transaction representing less than a majority of the of the combined voting power and outstanding capital stock of the Company or the

surviving entity or parent entity, the holders of Class A common stock and Class B common stock will be treated equally and identically with respect to shares of Class A common stock or Class B common stock owned by them, unless different treatment of the shares of each class is approved by the affirmative vote of the holders of a majority of the outstanding shares of Class A common stock and Class B common stock, each voting separately as a class.

Subdivisions and Combinations. If we subdivide or combine in any manner outstanding shares of Class A common stock or Class B common stock, the outstanding shares of the other class will be subdivided or combined in the same proportion and manner, unless different treatment of the shares of each class is approved by the affirmative vote of the holders of a majority of the outstanding shares of Class A common stock and Class B common stock, each voting separately as a class.

Conversion

Each share of Class B common stock is convertible at any time at the option of the holder into one share of Class A common stock. In addition, each share of Class B common stock will convert automatically into one share of Class A common stock upon any transfer, whether or not for value, except for certain transfers described in our amended and restated certificate of incorporation, including transfers for tax and estate planning purposes, including to trusts, corporations and partnerships controlled by a holder of Class B common stock.

Upon the death or permanent incapacity of a holder of Class B common stock who is a natural person, the Class B common stock held by that person or his or her permitted estate planning entities will convert automatically into Class A common stock.

Once converted into Class A common stock, the Class B common stock will not be reissued.

Our Class A common stock and Class B common stock will each convert automatically into a single class of common stock on the date on which the number of outstanding shares of Class B common stock represents less than 15% of the aggregate combined number of outstanding shares of Class A common stock and Class B common stock. Following the conversion, no additional shares of Class A common stock or Class B common stock will be issued and each share of common stock will have one vote per share and the rights of the holders of all outstanding common stock will be identical. This provision of our amended and restated certificate of incorporation may be amended only by the affirmative vote of the outstanding shares of the Class A common stock and the outstanding shares of the Class B common stock, each voting as a separate class.

Preferred Stock

Our board of directors is authorized, without further stockholder action, to classify or reclassify any unissued portion of our authorized shares of common stock to provide for the issuance of shares of other classes or series, including preferred stock in one or more series. We may issue preferred stock from time to time in one or more classes or series, with the exact terms of each class or series established by our board. The powers and relative, participating, optional and other special rights, if any, and any qualifications, limitations or restrictions of the shares of such series will be fixed by the certificate of designation relating to each series. Certificates of designation relating to each series will specify the terms of the preferred stock, including, but not limited to:

- the distinctive designation and the maximum number of shares in the series;
- the terms on which dividends, if any, will be paid;
- the voting rights, if any, on the shares of the series;
- the terms and conditions, if any, on which the shares of the series shall be convertible into, or exchangeable for, shares of any other class or classes of capital stock;

- the terms on which the shares may be redeemed, if at all;
- the liquidation preference, if any; and
- any or all other preferences, rights, restrictions, including restrictions on transferability, and qualifications of shares of the series.

The issuance of preferred stock may delay, deter or prevent a change in control.

Series A Preferred Stock

On December 4, 2016, we signed the Subscription Agreement, pursuant to which we agreed to issue an aggregate of 400,000 shares of the Series A Preferred Stock in a private offering for total gross proceeds of \$400 million and total net proceeds of approximately \$383 million. Closing occurred on December 20, 2016 and we received net proceeds, after issuance costs, of approximately \$328 million. One investor funded a portion of its purchase price equal to \$57 million (approximately \$55 million net of issuance costs) on January 18, 2017 and the remainder on January 23, 2017. To accomplish the designation and issuance of the Series A Preferred Stock, we filed a Certificate of Designations with the Secretary of State of the State of Delaware. The following summary of the Series A Preferred Stock and Certificate of Designations of the Company does not purport to be complete and is qualified in its entirety by reference to the provisions of applicable law and to the Certificate of Designations, which is filed as an exhibit to the registration statement of which this prospectus is a part.

See “Certain Relationships and Related Party Transactions” for a detailed description of each of the Subscription Agreement, the Stockholders Agreement and the Series A Registration Rights Agreement.

Dividends

Dividends compound quarterly and, if not paid in shares of Series A Preferred Stock on a quarterly basis or in cash, accrue when, as and if declared by the board of directors of the Company, on each share of Series A Preferred Stock as follows: (i) from the issue date and continuing through and including the second anniversary of the issue date, 10.0% per year; (ii) from the second anniversary of the issue date and continuing through and including the third anniversary of the issue date, 13.0% per year; and (iii) from the third anniversary of the issue date and thereafter, 16.0% per year. Unless we elect to pay the dividend in cash, dividends are automatically paid to the holder thereof in shares of Series A Preferred Stock or accrue. For any period in which dividends on the Series A Preferred Stock are paid in cash, the dividend rate is reduced by 75 basis points.

Liquidation Rights

The Series A Preferred Stock will, with respect to its special and relative rights and preferences, including conversion, redemption, payment of dividends and distributions of assets, rank senior to all Junior Securities. The holders of shares of Series A Preferred Stock are entitled to the payment of their liquidation preference in cash in certain circumstances, including upon the sale of the Company or the sale of all or substantially all of the Company’s assets, and upon a change in control of Wengen. If, upon a sale of the Company, the consideration received by the holders of our common stock consists of or includes equity securities in a publicly traded company with (i) a market capitalization of at least \$5,000,000,000 and (ii) a public float of at least \$2,000,000,000, in each case on a *pro forma*, post-transaction basis, the holders of the Series A Preferred Stock have agreed that receipt of their *pro rata* portion of such equity securities (plus any related cash payments) will satisfy in full the Company’s liquidation preference payment obligation.

Conversion

Except as set forth in the Certificate of Designations, the shares of Series A Preferred Stock may not be convertible into any other class or series of our capital stock. Each holder of shares of Series A Preferred Stock may elect to convert all of its shares of Series A Preferred Stock into shares of our common stock upon the closing of a sale of the Company or Wengen and in the event Wengen no longer exclusively controls us, in each case at a 15% discount to the implied equity value of the Company at the closing of the applicable transaction. In addition, both the Company and each holder of shares of Series A Preferred Stock may elect to convert all of the shares of Series A Preferred Stock into shares of our Class A common stock at any time after our initial public offering commencing on the earlier to occur of one day following the first anniversary of the closing of our initial public offering and the Follow-on Conversion Date (as defined in the Certificate of Designations). The shares of Series A Preferred Stock shall generally convert at a 15% discount to the lesser of the price per share at which the Company's shares of common stock are sold to the public or the 30 day trailing price per share of our Class A common stock, but in no case shall the conversion price be less than 75% of the price at which the shares of our Class A common stock are sold to the public. In certain circumstances after a QPO that closes after August 15, 2017, the holders of shares of Series A Preferred Stock may convert their shares sooner if certain conditions are satisfied. In the event of a QPO, any shares of Series A Preferred Stock that remain outstanding on the date that is one day following the first anniversary of the closing of the QPO are automatically converted into shares of our Class A common stock. In certain circumstances, the Company and the holders of the Series A Preferred Stock have the right to delay a conversion for a period of 90 days following a proposed conversion date. We are not permitted to convert any shares of Series A Preferred Stock until there is an effective registration statement available to the holders of the Series A Preferred Stock which provide the holders the opportunity to register at least an amount of shares of our Class A common stock equal to the Priority Amount.

Redemption

We, at our option, may redeem in whole at any time or in part from time to time, and after the fifth anniversary of the issue date, each holder may request that we redeem all (but not less than all), of such holder's shares of Series A Preferred Stock then outstanding, at a redemption price per share equal to 115% of the sum of the issue amount per share plus any accrued and unpaid dividends. After a QPO, we may only redeem shares of Series A Preferred Stock if on the date when notice of redemption is given, shares of our Class A common stock are trading at or below a specified threshold. If we fail to redeem the shares of Series A Preferred Stock when required after the fifth anniversary of the issue date, the holders of the Series A Preferred Stock are entitled to appoint two additional members to our board of directors and the dividend rate generally increases to 18.0% per annum. For a period of 120 days following the appointment of such directors, we must work in good faith with the holders of the Series A Preferred Stock to structure a mutually agreeable capital fundraising transaction to redeem the then outstanding shares of Series A Preferred Stock. If, after such 120 day period, any shares of Series A Preferred Stock remain outstanding, the holders of the Series A Preferred Stock may request that the directors increase the size of our board of directors by two seats and nominate and appoint to those two additional seats the individuals nominated by the holders of the Series A Preferred Stock. If the directors fail to nominate and appoint the individuals as requested by the holders of the Series A Preferred Stock within five business days after the request is made, the holders of the Series A Preferred Stock may nominate a number of individuals to our board of directors such that after such nomination the holders of the Series A Preferred Stock control a majority of our board of directors and, after which, the holders of Series A Preferred Stock may cause a sale of the Company and/or cause the Company to raise debt or equity capital in an amount sufficient to redeem the remaining outstanding shares of Series A Preferred Stock. In the event of such a sale or capital raise, Wengen has, among other things, agreed to vote its shares of our capital stock in favor of

the transaction and granted a proxy to an individual designated by the holders of the Series A Preferred Stock to vote its shares of our common stock in favor of such a transaction. A “QPO” means (a) on or prior to August 15, 2017, an initial underwritten public offering of common stock by the Company with net cash proceeds to the Company of not less than \$450,000,000 and (b) after August 15, 2017, an initial underwritten public offering of common stock by the Company with net cash proceeds to the Company of not less than \$250,000,000.

Educational Approvals

To the extent that any Educational Law (as defined in the Certificate of Designations) requires that the parties obtain an Educational Approval (as defined in the Certificate of Designations) in order to consummate certain transactions or actions described in the Certificate of Designations, we will obtain such Educational Approval and the holders of the Series A Preferred Stock agreed to cooperate in good faith with us to obtain them. The process of determining which Educational Approvals may be required will be initiated at least nine months before the fifth anniversary of the first date on which a share of Series A Preferred Stock is issued, including applying for and seeking to obtain any such Educational Approvals at least six months prior to any contemplated change in the composition of our board of directors, any Forced Liquidation Event (as defined in the Certificate of Designations), exercise of any proxy, or any certain other events or series of transactions set forth in the Certificate of Designations. To the extent that any Educational Law requires us to obtain Educational Approvals prior to consummating any of certain transactions set forth in the Certificate of Designations, we will obtain such Educational Approvals and the holders of the Series A Preferred Stock will cooperate in good faith with us to obtain them prior to such transaction effective date. The Company will incur any costs, fees and expenses reasonably required in connection with obtaining such Educational Approvals.

Voting Rights; Protective Provisions

The holders of Series A Preferred Stock do not have any voting rights except as required by law and with respect to certain extraordinary actions, including, among others, to (i) enter into certain transactions with affiliates, (ii) pay any dividend or other distribution on shares of our Class A common stock, (iii) amend or repeal any provision of our Certificate of Incorporation or Bylaws so as to adversely affect the rights, preferences, privileges or voting powers of the Series A Preferred Stock, including any amendment that would increase or decrease the authorized number of shares of Series A Preferred Stock, (iv) if it is not a follow-on public offering after this offering in which the holders of the Series A Preferred Stock receive net proceeds not less than the Priority Amount, the first public offering of our common stock following this offering, and (v) any proposed initial public offering that is not a QPO.

Public Benefit Corporation Status

In October 2015, we redomiciled in Delaware as a public benefit corporation as a demonstration of our long-term commitment to our mission to benefit our students and society. Public benefit corporations are a relatively new class of corporations that are intended to produce a public benefit and to operate in a responsible and sustainable manner. Under Delaware law, public benefit corporations are required to identify in their certificate of incorporation the public benefit or benefits they will promote and their directors have a duty to manage the affairs of the corporation in a manner that balances the pecuniary interests of the stockholders, the best interests of those materially affected by the corporation’s conduct, and the specific public benefit or public benefits identified in the public benefit corporation’s certificate of incorporation. Public benefit corporations organized in Delaware are also required to publicly disclose at least biennially a report that assesses their benefit performance. In connection with this report, our Board of Directors is required to set objectives and standards to assess our benefit performance and to assess our performance based on those standards. While a Delaware

public benefit corporation may provide in its certificate of incorporation that it will measure the corporation's benefit performance against an objective third-party standard, our certificate of incorporation does not contain that requirement and we expect that our Board of Directors will measure our benefit performance against the objectives and standards it sets.

We do not believe that an investment in the stock of a public benefit corporation differs materially from an investment in a corporation that is not designated as a public benefit corporation. We believe that our ongoing efforts to achieve our public benefit goals will not materially affect the financial interests of our stockholders. Holders of our Class A common stock will have voting, dividend and other economic rights that are the same as the rights of stockholders of a corporation that is not designated as a public benefit corporation.

Our public benefit, as provided in our certificate of incorporation, is: to produce a positive effect (or a reduction of negative effects) for society and persons by offering diverse education programs delivered online and on premises operated in the communities that we serve. By doing so, we believe that we provide greater access to cost-effective, high-quality higher education that enables more students to achieve their academic and career aspirations. Most of our operations are outside the United States, where there is a large and growing imbalance between the supply and demand for quality higher education. Our stated public benefit is firmly rooted in our company mission and our belief that when our students succeed, countries prosper and societies benefit. Becoming a public benefit corporation underscores our commitment to our purpose and our stakeholders, including students, regulators, employers, local communities and stockholders.

Exclusive Venue

Our amended and restated certificate of incorporation requires, to the fullest extent permitted by law, that (i) any derivative action or proceeding brought on our behalf, (ii) any action asserting a claim of breach of a fiduciary duty owed by any of our directors, officers or other employees to us or our stockholders, (iii) any action asserting a claim against us arising pursuant to any provision of the DGCL or our amended and restated certificate of incorporation or the bylaws or (iv) any action asserting a claim against us governed by the internal affairs doctrine will have to be brought only in the Court of Chancery in the State of Delaware unless we otherwise consent in writing to an alternative form. Although we believe this provision benefits us by providing increased consistency in the application of Delaware law in the types of lawsuits to which it applies, the provision may have the effect of discouraging lawsuits against our directors and officers.

Anti-takeover Effects of Provisions of our Amended and Restated Certificate of Incorporation, our Certificate of Designations, our Bylaws and Delaware Law

Our amended and restated certificate of incorporation, Certificate of Designations and bylaws also contain provisions that may delay, defer or discourage another party from acquiring control of us. We expect that these provisions, which are summarized below, will discourage coercive takeover practices or inadequate takeover bids. These provisions are also designed to encourage persons seeking to acquire control of us to first negotiate with our board of directors, which we believe may result in an improvement of the terms of any such acquisition in favor of our stockholders. However, they also give our board of directors the power to discourage acquisitions that some stockholders may favor.

Authorized but Unissued Shares. The authorized but unissued shares of common stock and preferred stock are available for future issuance without stockholder approval, subject to any limitations imposed by Nasdaq listing standards. These additional shares may be used for a variety of corporate finance transactions, acquisitions and employee benefit plans. The existence of authorized but unissued and unreserved common stock and preferred stock could make more difficult or discourage an attempt to obtain control of us by means of a proxy contest, tender offer, merger or otherwise.

Requirements for Advance Notification of Stockholder Meetings, Nominations and Proposals. Except as provided in the Wengen Securityholders' Agreement, our amended and restated certificate of incorporation and bylaws provide that stockholders at an annual meeting may only consider proposals or nominations specified in the notice of meeting or brought before the meeting by or at the direction of our board of directors or by a qualified stockholder of record on the record date for the meeting and who has delivered timely written notice in proper form to our secretary of the stockholder's intention to bring such business before the meeting. Our amended and restated certificate of incorporation provides that, subject to applicable law, special meetings of the stockholders may be called only by a resolution adopted by the affirmative vote of the majority of the directors then in office provided, however, at any time Wengen or any affiliate beneficially owns, in the aggregate, at least 40% of the total number of outstanding shares of stock of the Company, special meetings of our stockholders shall also be called at the request of Wengen or such affiliate pursuant to a resolution adopted by a majority of board of directors or the chairman of the board of directors. Our bylaws will prohibit the conduct of any business at a special meeting other than as specified in the notice for such meeting. In addition, any stockholder who wishes to bring business before an annual meeting or nominate directors must comply with the advance notice and duration of ownership requirements set forth in our bylaws and provide us with certain information. These provisions may have the effect of deferring, delaying or discouraging hostile takeovers or changes in control of us or our management.

Business Combinations. We have opted out of Section 203 of the DGCL; however, our amended and restated certificate of incorporation contains similar provisions providing that we may not engage in certain "business combinations" with any "interested stockholder" for a three-year period following the time that the stockholder became an interested stockholder, unless:

- prior to such time, our board of directors approved either the business combination or the transaction which resulted in the stockholder becoming an interested stockholder;
- upon consummation of the transaction that resulted in the stockholder becoming an interested stockholder, the interested stockholder owned at least 85% of our voting stock outstanding at the time the transaction commenced, excluding certain shares; or
- at or subsequent to that time, the business combination is approved by our board of directors and by the affirmative vote of holders of at least 66⅔% of the outstanding voting stock that is not owned by the interested stockholder.

Generally, a "business combination" includes a merger, asset or stock sale or other transaction resulting in a financial benefit to the interested stockholder. Subject to certain exceptions, an "interested stockholder" is a person who, together with that person's affiliates and associates, owns, or within the previous three years owned, 15% or more of our voting stock. For purposes of this section only, "voting stock" has the meaning given to it in Section 203 of the DGCL.

Under certain circumstances, this provision will make it more difficult for a person who would be an "interested stockholder" to effect various business combinations with a corporation for a three-year period. This provision may encourage companies interested in acquiring our Company to negotiate in advance with our board of directors because the stockholder approval requirement would be avoided if our board of directors approves either the business combination or the transaction which results in the stockholder becoming an interested stockholder. These provisions also may have the effect of preventing changes in our board of directors and may make it more difficult to accomplish transactions which stockholders may otherwise deem to be in their best interests.

Our amended and restated certificate of incorporation provides that Wengen and the parties to the Wengen Securityholders' Agreement and their affiliates and any of their respective direct or indirect transferees and any group as to which such persons are a party do not constitute "interested stockholders" for purposes of this provision.

Our election to opt out of Section 203 of the DGCL will be effective one year after the date of filing our amended and restated certificate of incorporation.

No Cumulative Voting. The DGCL provides that stockholders are not entitled to the right to cumulate votes in the election of directors unless our amended and restated certificate of incorporation provides otherwise. Our amended and restated certificate of incorporation does not expressly provide for cumulative voting.

Stockholder Action by Written Consent. Pursuant to Section 228 of the DGCL, any action required to be taken at any annual or special meeting of the stockholders may be taken without a meeting, without prior notice and without a vote if a consent or consents in writing, setting forth the action so taken, is signed by the holders of outstanding stock having not less than the minimum number of votes that would be necessary to authorize or take such action at a meeting at which all shares of our stock entitled to vote thereon were present and voted, unless our amended and restated certificate of incorporation provides otherwise. Our amended and restated certificate of incorporation provides that stockholder action by written consent will be permitted only if the action to be effected by such written consent and the taking of such action by such written consent have been previously approved by the board of directors. Following the conversion of all of our Class B common stock into Class A common stock, our amended and restated certificate of incorporation provides that our stockholders may not act by written consent, which may lengthen the amount of time required to take stockholder actions. As a result, a holder controlling a majority of our capital stock would not be able to amend our certificate of incorporation or bylaws or remove directors without holding a meeting of our stockholders called in accordance with our bylaws.

Amendment of Amended and Restated Certificate of Incorporation or Bylaws. The DGCL provides generally that the affirmative vote of a majority of the shares entitled to vote on any matter is required to amend a corporation's certificate of incorporation or bylaws, unless a corporation's certificate of incorporation or bylaws, as the case may be, requires a greater percentage. Our bylaws may be amended or repealed by a majority vote of our board of directors or by the affirmative vote of the holders of at least 66 $\frac{2}{3}$ % of the votes which all our stockholders would be entitled to cast in any annual election of directors. In addition, the affirmative vote of the holders of at least 66 $\frac{2}{3}$ % of the votes which all our stockholders would be entitled to cast in any election of directors will be required to amend or repeal or to adopt any provisions inconsistent with the provisions of our certificate.

Series A Preferred Stock. The Certificate of Designations provides that, among other things and in certain circumstances, the shares of Series A Preferred Stock are convertible into shares of our Class A common stock and redeemable by the holders of the Series A Preferred Stock.

Public Benefit Corporation. As a public benefit corporation, an affirmative vote of 66 $\frac{2}{3}$ % of the outstanding stock is required to effect a non-cash merger with an entity that is not a public benefit corporation with an identical public benefit.

The foregoing provisions of our amended and restated certificate of incorporation, Certificate of Designations and bylaws could discourage potential acquisition proposals and could delay or prevent a change in control. These provisions are intended to enhance the likelihood of continuity and stability in the composition of our board of directors and in the policies formulated by our board of directors and to discourage certain types of transactions that may involve an actual or threatened change of control. These provisions are designed to reduce our vulnerability to an unsolicited acquisition proposal. The provisions also are intended to discourage certain tactics that may be used in proxy fights. However, such provisions could have the effect of discouraging others from making tender offers for our shares and, as a consequence, they also may inhibit fluctuations in the market price of our shares of Class A common stock that could result from actual or rumored takeover attempts. Such provisions also may have the effect of preventing changes in our management or delaying or preventing a transaction that might benefit you or other minority stockholders. See "Risk Factors—Risks Relating to Investing in

Our Class A Common Stock—Provisions in our certificate of incorporation and bylaws and the Delaware General Corporation Law could make it more difficult for a third party to acquire us and could discourage a takeover and adversely affect the holders of our Class A common stock.”

Limitations on Liability and Indemnification of Officers and Directors

The DGCL authorizes corporations to limit or eliminate the personal liability of directors to corporations and their stockholders for monetary damages for breaches of directors’ fiduciary duties, subject to certain exceptions. Our amended and restated certificate of incorporation includes a provision that eliminates the personal liability of directors for monetary damages for any breach of fiduciary duty as a director, except to the extent such exemption from liability or limitation thereof is not permitted under the DGCL. The effect of these provisions is to eliminate the rights of us and our stockholders, through stockholders’ derivative suits on our behalf, to recover monetary damages from a director for breach of fiduciary duty as a director, including breaches resulting from grossly negligent behavior.

Our amended and restated bylaws provide that we must generally indemnify, and advance expenses to, our directors and officers to the fullest extent authorized by the DGCL. We also are expressly authorized to carry directors’ and officers’ liability insurance providing indemnification for our directors, officers and certain employees for some liabilities. We believe that these indemnification and advancement provisions and insurance are useful to attract and retain qualified directors and executive officers.

The limitation of liability, indemnification and advancement provisions in our amended and restated certificate of incorporation and amended and restated bylaws may discourage stockholders from bringing a lawsuit against directors for breach of their fiduciary duty. These provisions also may have the effect of reducing the likelihood of derivative litigation against directors and officers, even though such an action, if successful, might otherwise benefit us and our stockholders. In addition, your investment may be adversely affected to the extent we pay the costs of settlement and damage awards against directors and officers pursuant to these indemnification provisions.

Dissenters’ Rights of Appraisal and Payment

Under the DGCL, with certain exceptions, our stockholders will have appraisal rights in connection with a merger or consolidation of Laureate. Pursuant to the DGCL, stockholders who properly request and perfect appraisal rights in connection with such merger or consolidation will have the right to receive payment of the fair value of their shares as determined by the Delaware Court of Chancery.

Stockholders’ Derivative Actions

Under the DGCL, any of our stockholders may bring an action in our name to procure a judgment in our favor, also known as a derivative action, provided that the stockholder bringing the action is a holder of our shares at the time of the transaction to which the action relates or such stockholder’s stock thereafter devolved by operation of law and such suit is brought in the Court of Chancery in the State of Delaware. See “—Exclusive Venue” above.

Transfer Agent and Registrar

The transfer agent and registrar for our Class A common stock is American Stock Transfer & Trust Company, LLC.

Stock Exchange Listing

Our Class A common stock has been approved for listing on Nasdaq under the symbol “LAUR.”

DESCRIPTION OF CERTAIN INDEBTEDNESS

The following descriptions of indebtedness are only summaries of material provisions of the respective terms of such indebtedness, and are qualified in their entirety by reference to the provisions of the credit agreements, indenture and other instruments evidencing such indebtedness. See “Where You Can Find More Information.”

Senior Secured Credit Facilities

Overview

On June 16, 2011, we amended and restated our credit agreement dated as of August 17, 2007, in order to, among other things, extend maturity dates. Pursuant to the Amended and Restated Credit Agreement, certain lenders in the syndicate: (1) extended the maturity dates applicable to \$155.0 million of our then-existing \$400.0 million revolving line of credit facility from August 2013 to June 2016, (2) converted \$245.0 million of then-existing revolving loans and revolving credit commitments into term loans with a maturity date in June 2018, and (3) extended the maturity dates applicable to three series of our term loans, totaling \$858.9 million of aggregate principal, from August 2014 to June 2018. In addition, some existing lenders increased the amount of their senior secured multi-currency revolving credit facility commitments and new lenders became lenders with respect to the senior secured multi-currency revolving credit facility with a maturity date in June 2016. The maturity date for the senior secured multi-currency revolving credit facility was further extended to June 7, 2019, subject to a springing maturity date as further described below pursuant to the Sixth Amendment entered into on July 7, 2016, as described below. As a result of this amendment and restatement, the credit facilities under our Amended and Restated Credit Agreement on June 16, 2011 were composed of the following:

- \$300.0 million revolving line of credit facility; and
- \$1,269.7 million senior secured term loan facility, consisting of the following series:
 - \$1,103.9 million 2018 Extended Term Loans;
 - \$129.1 million Closing Date Term Loan;
 - \$19.1 million Delayed Draw Term Loan; and
 - \$17.6 million Series A New Term Loan.

The term loan lenders holding a majority of the term loans agreed to extend the maturity date of such term loans to March 17, 2021, subject to a springing maturity date as further described below, pursuant to that certain Fifth Amendment entered into on June 3, 2016, as described below.

\$25.0 Million Series A-2018 New Term Loan; Increase in Revolving Line of Credit Facility

On December 22, 2011, we entered into a joinder agreement to the Amended and Restated Credit Agreement to borrow an additional \$25.0 million on the same terms as the 2018 Extended Term Loans (the “Series A-2018 New Term Loan”), including interest rates and quarterly principal payment dates. We also entered into a joinder agreement to the Amended and Restated Credit Agreement to increase the borrowing capacity under our revolving line of credit facility to \$350.0 million.

\$250.0 Million Series B New Term Loans

On January 18, 2013, we entered into a joinder agreement and the First Amendment to the Amended and Restated Credit Agreement to borrow an additional \$250.0 million on the same terms as the 2018 Extended Term Loans with the issuance of the Series B New Term Loans, including interest rates and quarterly principal payment dates. This additional loan was issued at an original issue

discount of \$1.25 million, and we paid debt issuance costs of \$2.9 million in connection with the borrowing, both of which will be amortized to interest expense over the term of the loan.

\$310.0 Million Series B Additional Term Loans

On April 23, 2013, we entered into a joinder agreement and the Second Amendment to the Amended and Restated Credit Agreement to borrow an additional \$310.0 million on the same terms as the 2018 Extended Term Loans with the issuance of the Series B Additional Term Loans, including interest rates and quarterly principal payment dates. This additional loan was issued at an original debt premium of \$1.55 million, and we paid debt issuance costs of \$3.9 million in connection with the borrowing, both of which will be amortized to interest expense over the term of the loan. In addition, third-party costs of \$0.4 million were charged to general and administrative expenses for the year ended December 31, 2013. The proceeds from this borrowing were used to repay all of the outstanding Senior Subordinated Notes.

Third Amendment to Amended and Restated Credit Agreement; New Series 2018 Extended Term Loans

On October 3, 2013, we entered into a Third Amendment to Amended and Restated Credit Agreement (the "Third Amendment"), pursuant to which the outstanding 2018 Extended Term Loans, Series A-2018 New Term Loan, Series B New Term Loans and Series B Additional Term Loans were refinanced with New Series 2018 Extended Term Loans effectively reducing the margin applicable to our 2018 Extended Term Loans, Series A-2018 New Term Loan, Series B New Term Loans and Series B Additional Term Loans from 4.00% to 3.75% for LIBOR loans and from 3.00% to 2.75% for ABR loans. In addition to lowering the margin on these term loans, the amendment provided additional flexibility for mortgage financings.

\$200.0 Million Additional New Series 2018 Extended Term Loans

On December 16, 2013, we entered into a joinder agreement to borrow an additional \$200.0 million on the same terms as the New Series 2018 Extended Term Loans. This additional loan was issued at an original debt discount of \$0.5 million, and we paid debt issuance costs of \$2.2 million in connection with the borrowing, both of which will be amortized to interest expense over the term of the loan.

Fourth Amendment to Amended and Restated Credit Agreement and Amendment to the U.S. Obligations Security Agreement and the U.S. Pledge Agreement

On July 7, 2015, we entered into the Fourth Amendment, pursuant to which the maturity date of the senior secured multi-currency revolving credit facility was extended from June 2016 to March 2018 and the Amended and Restated Credit Agreement was amended to (a) provide for compliance with the Consolidated Senior Secured Debt to Consolidated EBITDA Ratio, as defined in the senior secured credit agreement, solely with respect to the revolving line of credit facility, which financial covenant is to be tested quarterly provided that following a Qualifying IPO (as defined in the Amended and Restated Credit Agreement) or certain private offerings of common stock or preferred stock, if the consolidated total debt to consolidated EBITDA ratio is less than or equal to 4.75 to 1.0 on the last day of the respective test period, the maintenance financial covenant shall only apply if 25% or more of the revolving line of credit facility is utilized and (b) revise certain covenants relating to restricted payments, investments and other matters such that such covenants are more restrictive. The U.S. Obligations Security Agreement and U.S. Pledge Agreement were amended to extend the secured obligations to include cash management programs and to increase the secured amount of obligations relating to cash management programs from \$2 million to \$20 million.

Fifth Amendment to Amended and Restated Credit Agreement

On June 3, 2016, we entered into the Fifth Amendment to the Amended and Restated Credit Agreement (the “Fifth Amendment”), pursuant to which certain lenders (the “Extending Lenders”) holding approximately \$1.526 billion of the Company’s approximately \$1.810 billion of term loans then outstanding agreed to extend the maturity date from June 2018 to March 2021 (the “2021 Extended Term Loan”).

The amendment and extension set forth in the Fifth Amendment became effective on July 29, 2016 upon the satisfaction of the following conditions, among others:

- the closing of both (i) the sale of the Glion and Les Roches hospitality management schools and (ii) the sale of the ownership interest in LIUF;
- the contemporaneous voluntary prepayment by the Company of \$300.0 million of the 2021 Extended Term Loan; and
- the further amendment of the Amended and Restated Credit Agreement pursuant to which the revolving credit lenders thereunder holding revolving credit commitment in an aggregate principal amount satisfactory to the Company and Iniciativas Culturales de España S.L., a subsidiary of the Company (the “Foreign Borrower”), agreed to extend the maturity date to June 7, 2019.

On the effective date of the Fifth Amendment, the outstanding principal amount of the 2021 Extended Term Loan, after giving effect to the \$300.0 million voluntary prepayment and the principal amortization payments made on or about June 30, 2016 pursuant to the terms of the Amended and Restated Credit Agreement, was approximately \$1.222 billion and the outstanding principal amount of the non-extending term loans was approximately \$283.3 million.

The stated maturity date of the 2021 Extended Term Loan is March 17, 2021; provided that the maturity date will be subject to a customary “springing maturity” 91 days prior to September 1, 2019 in the event that the Senior Notes (other than not more than \$250 million thereof) are not repaid or sufficiently extended.

The 2021 Extended Term Loan have an interest rate equal to LIBOR + 7.50%, or if borrowed as ABR loans, ABR + 6.50%. The margins shall be increased by 0.50% each quarter, commencing with the fiscal quarter ending September 30, 2016; provided that in no event shall the LIBOR margin exceed 8.50% or the ABR margin exceed 7.50%. Upon the consummation of certain equity offerings, the LIBOR margin will be immediately reduced to 7.50% and the ABR margin will be immediately reduced to 6.50%. There is no “floor” on LIBOR or ABR (other than the Federal Funds Rate may not be less than zero) for the 2021 Extended Term Loan.

The Fifth Amendment also provides that if the Company prepays all or part of the 2021 Extended Term Loan on or prior to the first anniversary of the effective date of the Fifth Amendment, (other than schedule amortization payments, the voluntary prepayment of \$300.0 million, which is contemporaneous with the effectiveness of the Fifth Amendment, or the additional payment described below), the Company will be obligated to pay a prepayment premium of 1.0% of the amount of 2021 Extended Term Loan that are prepaid.

With respect to our 2021 Extended Term Loan, we are required to make fixed quarterly principal payments in an aggregate amount equal to approximately \$3.06 million per quarter. The Fifth Amendment also provides that if certain equity offerings of the Company do not occur on or before August 15, 2017, the Company will be required to make, on August 16, 2017, an additional scheduled payment of principal on the 2021 Extended Term Loan in the amount of \$62.5 million.

Revolving Line of Credit Facility

Borrowings under our senior secured multi-currency revolving credit facility bear interest at a rate per annum which, at our option, can be either a LIBOR or an ABR plus, in each case, a margin. LIBOR loans under our senior secured multi-currency revolving credit facility accrue interest at the applicable LIBOR rate plus a 3.75% margin, subject to adjustment as described below. The LIBOR rate with respect to our senior secured multi-currency revolving credit facility is subject to a “floor” equal to 1.25%. Interest on ABR revolving borrowings accrues at the ABR (which is the higher of the Federal Funds rate plus 0.50% or the prime rate for the agent bank) plus a 2.75% margin, subject to adjustment as described below. The ABR with respect to our senior secured multi-currency revolving credit facility is subject to a “floor” equal to 2.25%. For LIBOR revolving borrowings, the interest period is set at our option for a period of one, two, three, six or (if such a period is available to all lenders under the applicable LIBOR borrowing) nine or 12 months, and the cost of funds component of any LIBOR revolving borrowing is subject to change when the underlying indices change. Once the interest period is set, the interest rate is fixed until the selected interest period ends, subject to customary “break” cost provisions. ABR revolving borrowings and interest thereon are payable quarterly in arrears and the interest rate on any ABR revolving borrowing is subject to change when the underlying indices change. In addition, our Amended and Restated Credit Agreement provides for the payment of a commitment fee based on the daily unused portion of our senior secured multi-currency revolving credit facility. The commitment fee rate of 0.625% per annum is payable quarterly in arrears.

On July 7, 2016 we entered into a Sixth Amendment to the Amended and Restated Credit Agreement (the “Sixth Amendment”) to extend the maturity date of the revolving credit facility to June 7, 2019, subject to the closing of the Fifth Amendment and other conditions needing to be satisfied. The Sixth Amendment also reduced the borrowing capacity of the revolving line of credit facility from \$350.0 million to \$325.0 million. The conditions for the effectiveness of the Sixth Amendment were satisfied and the Sixth Amendment became effective on July 29, 2016. If on the date that is 91 days prior to September 1, 2019 more than \$250.0 million of the principal amount of the Senior Notes due 2019 is outstanding, then the maturity date of the revolving line of credit facility shall be the date that is 91 days prior to September 1, 2019. Further, if on the date that is 91 days prior to the maturity date of the 2018 Extended Term Loan more than \$250.0 million of the principal amount of the 2018 Extended Term Loan is outstanding, then the maturity date of the revolving line of credit facility shall be the date that is 91 days prior to the 2018 Extended Term Loan maturity date.

Pursuant to the Sixth Amendment, the margins on the LIBOR loans and ABR loan under our senior secured multi-currency revolving credit facility shall be increased by 0.50% per quarter, commencing with the quarter ending September 30, 2016, provided in not event shall such LIBOR loan margin exceed 4.75% and ABR loan margin exceed 3.75%. Upon the consummation of certain equity offerings, such LIBOR loan margin and ABR loan margin shall be immediately reduced to 3.75% and 2.75%, respectively.

At September 30, 2016, the total amount outstanding under our senior secured multi-currency revolving credit facility was \$160.0 million, which consisted of \$160.0 million in LIBOR loans at an interest rate of 6.25%. At December 31, 2015, the total amount outstanding under our senior secured multi-currency revolving credit facility was \$269.3 million, which consisted of \$269.3 million in LIBOR loans at an interest rate of 5.00%.

2021 Extended Term Loan

As described above, of the \$1,810.1 million term loans that were outstanding as of June 3, 2016 when the Fifth Amendment was executed, the term loan lenders holding \$1.526 billion of such term loans agreed to extend the maturity date of their term loans to March 17, 2021 (such extended term

loans being referred to herein as the 2021 Extended Term Loan). The terms of the 2021 Extended Term Loan are described above.

New Series 2018 Extended Term Loan

Following the amendment and restatement on June 16, 2011, the aggregate amount of the 2018 Extended Term Loans was \$1,103.9 million. Pursuant to the Third Amendment, the 2018 Extended Term Loans, Series A-2018 New Term Loan, Series B New Term Loans and Series B Additional Term Loans were refinanced with New Series 2018 Extended Term Loans. The interest rate for our New Series 2018 Extended Term Loan is set at a rate per annum which, at our option, can be either the LIBOR rate or the ABR rate, plus in each case, a margin. The New Series 2018 Extended Term Loans have the same terms as the 2018 Extended Term Loans, other than the interest rate as described below.

Following the Third Amendment to the Amended and Restated Credit Agreement in October 2013, the margin for LIBOR loans is 3.75% and the margin for ABR loans is 2.75%. The LIBOR rate is subject to a “floor” equal to 1.25% and the ABR is subject to a “floor” equal to 2.25%. For LIBOR loans, the interest period is set at our option for a period of one, two, three, six or (if such a period is available to all lenders under the applicable LIBOR borrowing) nine or 12 months. Once the interest period is set, the interest rate is fixed until the selected interest period ends. ABR loans and interest thereon are payable quarterly in arrears and the interest rate on any ABR loan is subject to change when the underlying indices change.

With respect to our New Series 2018 Extended Term Loans, we are required to make fixed quarterly principal payments. All unpaid principal and interest on these loans (to the extent not extended as the 2021 Extended Term Loan on the Fifth Amendment Effective Date) shall be paid in full in June 2018. As of September 30, 2016 and December 31, 2015, these loans had an aggregate outstanding balance of \$282.6 million (net of original issue discount of \$0.1 million) and \$1,814.8 million (net of original issue discount of \$0.1 million) respectively, and an interest rate of 5.00% at each date.

The portions of our New Series 2018 Extended Term Loans that were not extended as the 2021 Extended Term Loan pursuant to the Fifth Amendment continue to have a maturity date of June 2018.

Closing Date Term Loan

Of the \$675.0 million Closing Date Term Loan made to us upon the closing of the original credit agreement, \$651.4 million was outstanding immediately prior to the June 16, 2011 effective date of the Amended and Restated Credit Agreement. Of that amount, approximately \$522.3 million was converted into the 2018 Extended Term Loans, and approximately \$129.1 million remained outstanding and was not converted into the 2018 Extended Term Loans. We were required to make fixed quarterly principal payments on the Closing Date Term Loan of approximately \$334,000. The Closing Date Term Loan was paid in full on November 16, 2012 with proceeds from the issuance of the Senior Notes.

Delayed Draw Term Loan

Of the \$100.0 million Delayed Draw Term Loan made to us under the terms of the original credit agreement, approximately \$97.5 million was outstanding immediately prior to the June 16, 2011 effective date of the Amended and Restated Credit Agreement. Of that amount, approximately \$78.4 million was converted into the 2018 Extended Term Loans, and approximately \$19.1 million remained outstanding and was not converted into the 2018 Extended Term Loans. We were required to make quarterly principal payments equal to 0.25% of the principal balance outstanding on the Delayed Draw Term Loan. The Delayed Draw Term Loan was paid in full on November 16, 2012 with proceeds from the issuance of the Senior Notes.

Series A New Term Loan

Of the \$280.0 million Series A New Term Loan made pursuant to the terms of a joinder to the original credit agreement, \$275.8 million was outstanding immediately prior to the June 16, 2011 effective date of the Amended and Restated Credit Agreement. Of that amount, approximately \$258.2 million was converted into the 2018 Extended Term Loans, and approximately \$17.6 million remained outstanding and was not converted into the 2018 Extended Term Loans. We were required to make fixed quarterly principal payments on the Series A New Term Loan of approximately \$45,000. The Series A New Term Loan was paid in full on November 16, 2012 with proceeds from the issuance of the Senior Notes.

Default Interest

In the event that we fail to pay all or a portion of the principal and interest amounts when due, the interest rates under our Senior Secured Credit Facilities will be increased by 2.00% from the date of such non-payment to the date on which the payment is paid in full.

Senior Secured Credit Facilities Outstanding

As of September 30, 2016, the \$1,661.7 million balance of the Senior Secured Credit Facilities consists of \$1,219.1 million in the 2021 Extended Term Loan, \$282.6 million in the New Series 2018 Extended Term Loan and the Additional New Series 2018 Extended Term Loans, and the senior secured multi-currency revolving credit facility of \$160.0 million. As of December 31, 2015, the \$2,084.1 million balance of the Senior Secured Credit Facilities consists of \$1,814.8 million in the New Series 2018 Extended Term Loan and the Additional New Series 2018 Extended Term Loans, and the senior secured multi-currency revolving credit facility of \$269.3 million. Upon the closing and funding of the purchase price of the Series A Preferred Stock offering in full, which was a qualified equity issuance under our Senior Secured Credit Facilities, the applicable LIBOR margin for the 2021 Extended Term Loan under our Senior Secured Credit Facilities was reduced to 7.5% and the applicable ABR margin was reduced to 6.5%. The applicable LIBOR margin for the revolving credit line under our Senior Secured Credit Facilities was reduced to 3.75% and the applicable ABR margin was reduced to 2.75%. In addition, the additional scheduled payment on such 2021 Extended Term Loan in the amount of \$62.5 million will not be required under our Senior Secured Credit Facilities.

Senior Secured Credit Facilities Borrowers and Guarantors

The senior secured multi-currency revolving credit facility, the New Series 2018 Extended Term Loan and the Additional New Series 2018 Extended Term Loans are collectively referred to as the Senior Secured Credit Facilities. Laureate Education, Inc. (the “U.S. Borrower”) is the borrower under our Senior Secured Credit Facilities. Iniciativas Culturales de España S.L. (the “Foreign Borrower”) is a borrower only under the senior secured multi-currency revolving credit facility of our Senior Secured Credit Facilities, which is \$100.0 million of the \$325.0 million total senior secured multi-currency revolving credit facility.

All of Laureate’s required U.S. legal entities, excluding Walden University, Kendall College, NewSchool of Architecture and Design, The National Hispanic University and St. Augustine, are guarantors of the Senior Secured Credit Facilities, and all of the guarantors’ assets, both real and intangible, are pledged as collateral. Certain Walden assets are also pledged as collateral, including all of Walden’s U.S. receivables other than Title IV student loans, and all of its copyrights, patents, and trademarks. As of September 30, 2016 and December 31, 2015, the carrying value of the Walden receivables and intangibles pledged as collateral was \$420.8 million and \$404.3 million, respectively. Additionally, not more than 65% of the shares held by U.S. guarantors in nondomestic subsidiaries are pledged as collateral. There is also a separate guarantee and pledge agreement for the Foreign

Borrower sub-facility of the senior secured multi-currency revolving credit facility (the “Spanish Tranche”). The Spanish Tranche is secured by certain of the Foreign Borrower’s assets, including intercompany loans and shares owned in other non-domestic subsidiaries, to secure the foreign obligations and guaranteed by certain non-domestic subsidiaries. Of the \$325.0 million revolving line of credit facility noted above, we can borrow up to \$100.0 million under the Spanish Tranche.

Certain Covenants

Our senior long-term debt contains certain negative covenants including, among others: (1) limitations on additional indebtedness; (2) limitations on dividends; (3) limitations on asset sales, including the sale of ownership interests in subsidiaries and sale-leaseback transactions; and (4) limitations on liens, guarantees, loans or investments. On July 7, 2015, pursuant to the Fourth Amendment, the Amended and Restated Credit Agreement was amended to provide for a consolidated senior secured debt to consolidated EBITDA maintenance financial covenant, solely with respect to the revolving line of credit facility, which financial covenant is to be tested quarterly provided that from and after a Qualifying IPO (as defined in the Amended and Restated Credit Agreement) or certain private offerings of common stock or preferred stock and, if that the consolidated total debt to consolidated EBITDA ratio is thereafter less than or equal to 4.75 to 1.0 on the last day of the respective test period, the maintenance financial covenant shall only apply if 25% or more of the revolving line of credit facility is utilized.

On April 4, 2014, we notified our lenders of the 2013 Audited Financial Statement Delivery Default. The reason for the 2013 Audited Financial Statement Delivery Default is the additional time needed to completely and accurately reflect several items in the 2013 Consolidated Financial Statements. We cured the 2013 Audited Financial Statement Delivery Default by delivering the 2013 consolidated financial statements to the administrative agent on April 14, 2014, the date that the 2013 consolidated financial statements were issued, which was within the 30-day grace period provided for in the Amended and Restated Credit Agreement. There are no events causing noncompliance with these covenants as of the issuance date of this prospectus.

Senior Notes

On July 25, 2012, we completed an offering of \$350.0 million aggregate principal amount of 9.250% Senior Notes due 2019. We used the net proceeds received from the debt offering to repay a portion of our senior secured multi-currency revolving credit facility. On November 13, 2012, we completed an offering of \$1,050.0 million aggregate principal amount of additional Senior Notes. The notes are treated as a single series with the \$350.0 million of Senior Notes that were issued in July 2012. We used the net proceeds from the sale of the additional Senior Notes to purchase certain outstanding notes, and to fully repay certain debt instruments under our senior secured term loan facility. Of the total \$1,400.0 million of Senior Notes, \$350.0 million were issued in July 2012 at par, while the remaining \$1,050.0 million were issued in November 2012 at a price of 97.750% of face amount, resulting in an original debt discount of \$23.6 million, which is amortized to interest expense over the maturity of the notes.

On December 29, 2015, we issued \$50.1 million aggregate principal amount of additional Senior Notes to the participants in the Executive DCP in partial settlement of the 2015 Executive DCP Obligation. The notes are treated as a single series with the \$1,400.0 million of Senior Notes that were issued in July and November 2012. See Note 13, Share-based Compensation in our consolidated financial statements included elsewhere in this prospectus for further information on our deferred compensation obligations.

As of September 30, 2016, the outstanding balance on the Senior Notes was \$1,376.7 million, net of the remaining debt discount of \$9.6 million.

On April 15, 2016, we entered into Note Exchange Agreements with certain Existing Holders of the Senior Notes pursuant to which we will exchange \$250.0 million in aggregate principal amount of Senior Notes for shares of our Class A common stock. We expect the exchange to be completed within one year and one day after the consummation of this offering. The number of shares of Class A common stock issuable will equal 104.625% of the aggregate principal amount of Senior Notes to be exchanged, or \$261.6 million, divided by the initial public offering price per share of Class A common stock in this offering.

Pursuant to the Note Exchange Agreements, on June 15, 2016, we also repurchased from the Existing Holders \$62.5 million aggregate principal amount of Senior Notes at par value, plus accrued and unpaid interest and special interest. Within 60 days after the consummation of this offering, at the option of the Existing Holders or their transferees, we will repurchase up to an additional \$62.5 million aggregate principal amount of Senior Notes at the redemption price set forth in the indenture governing the Senior Notes that is applicable as of the date of pricing of this offering, plus accrued and unpaid interest and special interest.

The Senior Notes are fully and unconditionally guaranteed, jointly and severally, on an unsecured senior basis, by each of our wholly owned domestic subsidiaries that guarantee Laureate's obligations under the Senior Secured Credit Facilities. The Senior Notes rank junior to the Senior Secured Credit Facilities, to the extent of the value of the collateral securing such facility.

The Senior Notes have a stated maturity of September 1, 2019. From and after September 1, 2015, we may redeem all or part of the Senior Notes at redemption prices starting at 106.938% of the principal amount thereof and decreasing from there ratably each year thereafter until September 1, 2018, plus accrued and unpaid interest. From and after September 1, 2018, we may redeem all or part of the Senior Notes at a redemption price of 100%, plus accrued and unpaid interest.

Laureate and its guarantors agreed to (1) file a registration statement with the SEC with respect to a registered offer to exchange the Senior Notes for new notes having terms substantially identical in all material respects to the outstanding notes (except that the new notes will not contain transfer restrictions or provide for special interest); or (2) file a shelf registration for the resale of the notes. We were required to use all commercially reasonable efforts to cause the registration statement to be declared effective on or before July 25, 2014. Since the registration statement was not declared effective by July 25, 2014, we have incurred additional interest at a rate equal to 0.25% per annum for the first 90-day period of the outstanding indenture indebtedness on the outstanding notes, 0.50% per annum for the next 90-day period, and 0.75% thereafter, as liquidated damages until the registration statement is declared effective and the exchange offer is completed. Accordingly, we have recorded a liability for the amount of special interest on the Senior Notes that we have determined to be probable and estimable based on our expected timing of registration as of each balance sheet date. As of September 30, 2016, we had a total contingent liability for additional interest on the Senior Notes of \$7.0 million.

As described under "Use of Proceeds," we intend to use the net proceeds from this offering to repay, redeem or repurchase our outstanding Senior Notes, our term loans under our Senior Secured Credit Facilities and/or the seller notes used to partially finance the acquisition of FMU Group.

Other Debt

Lines of Credit

Individual Laureate subsidiaries have the ability to borrow pursuant to unsecured lines of credit and similar short-term borrowing arrangements (collectively, "lines of credit"). The lines of credit are available for working capital purposes and enable us to borrow for and repay until those lines mature.

Interest rates on our lines of credit ranged from 1.75% to 20.00% at September 30, 2016 and our weighted-average short-term borrowing rate was 7.59% at September 30, 2016.

Laureate's aggregate lines of credit (outstanding balances plus available borrowing capacity) were \$119.6 million as of September 30, 2016. At September 30, 2016, the aggregate outstanding balances on our lines of credit were \$64.7 million, which are included in the current portion of long-term debt. Accordingly, the available borrowing capacity under our lines of credit was \$54.9 million at September 30, 2016.

Notes Payable

Notes payable include mortgages payable that are secured by certain fixed assets. The notes payable have varying maturity dates and repayment terms through 2030. These loans contain certain financial maintenance covenants and as of September 30, 2016, Laureate is in compliance with these covenants. Interest rates on notes payable ranged from 3.00% to 19.03% at September 30, 2016.

On December 21, 2007, UVM Mexico entered into an agreement with a bank for a loan of MXN 2,750.0 million (approximately \$250.0 million at that time). Under the terms of the loan, UVM Mexico could borrow the total amount of the loan through one or more draws, provided that each draw of the loan was evidenced by a promissory note. On July 1, 2008, Laureate made a draw in the amount of MXN 2,575.6 million (\$250.0 million at July 1, 2008) to acquire UNITEC Mexico. The loan was originally scheduled to mature on July 1, 2015. UVM Mexico began semi-annual repayments of MXN 257.6 million on July 15, 2010. In order to align the payments with the new loan described below, in May 2014 the loan maturity date was extended to May 15, 2021, and the repayments were suspended until May 16, 2016, when UVM Mexico was scheduled to resume semiannual repayments of MXN 120.4 million. These payments will continue through maturity in 2021. Interest is payable monthly and accrued at the 28-day Mexican Interbanking Offer Rate ("TIIE"), plus the applicable margin. The applicable margin for the interest calculation is established based on the ratio of debt to EBITDA, as defined in the agreement. In May 2016, this loan was combined with the loan from May 2012, as further described below.

In May 2012, UVM Mexico entered into an agreement with a bank for a loan of MXN 900.0 million, in order to fund payment of the amounts owed to the former noncontrolling interest holders of Plansi under the terms of the agreement to purchase their remaining 10% interest in Plansi. The loan carried a variable interest rate and was originally scheduled to mature on May 15, 2019. In May 2014, the loan maturity date was extended to May 15, 2021, and the repayments were suspended until May 16, 2016. In May 2016, this loan was combined with the loan from 2007, as further described below.

On May 12, 2016, the outstanding loans from 2007 and 2012 were refinanced and combined into one loan. The maturity date of the combined loan was extended to May 15, 2023. The repayments of the principal, which were originally suspended until May 16, 2016, were further suspended until May 15, 2018. The new refinanced loan carries a variable interest rate based on the 28-day Mexican Interbanking Offer Rate ("TIIE"), plus the applicable margin. The applicable margin for the interest calculation is established based on the ratio of debt to EBITDA, as defined in the agreement. Interest is paid monthly commencing on May 15, 2016. As of September 30, 2016, the interest rate on the loan was 7.71%, and the outstanding balance on the loan was \$114.1 million.

In addition to the loans above, in August 2015, UVM Mexico entered into an agreement with a bank for a loan of MXN 1,300 million (approximately \$79.0 million at the time of the loan). The loan carries a variable interest rate (6.86% at September 30, 2016) and matures in August 2020.

Laureate has also obtained financing to fund the construction of two new campuses at one of our institutions in Peru, UPC. As of September 30, 2016, the outstanding balance on the loans was

\$51.9 million, and had a weighted average interest rate of 7.97%. These loans have varying maturity dates with the final payment due in October 2022. As of September 30, 2016, \$24.6 million of the outstanding balances on the loans were payable to one of the institutional investors referred to in our consolidated financial statements included elsewhere in this prospectus.

In May 2014, Laureate obtained \$7.5 million of financing to fund the construction of a new campus at one of our institutions in Panama. In December 2014, we borrowed an additional \$5.0 million. In June 2015, we borrowed an additional \$12.5 million. As of September 30, 2016 and December 31, 2015, the outstanding balance of this loan was \$25.0 million and \$25.0 million, respectively. This loan is payable to one of the institutional investors referred to in our consolidated financial statements included elsewhere in this prospectus. It has a fixed interest rate of 8.11% and matures in 2024.

Laureate has outstanding notes payable at HIEU in China. As of September 30, 2016, the outstanding balance on the loans was \$83.9 million. The interest rates on these loans range from 4.75% to 7.84% per annum as of September 30, 2016. These notes are repayable in installments with the final installment due in November 2019.

Laureate has outstanding notes payable at a real estate subsidiary in Chile. As of September 30, 2016, the outstanding balance on the loans was \$65.2 million. The interest rates on these loans range from 5.04% to 9.58% per annum as of September 30, 2016. These notes are repayable in installments with the final installment due in August 2028.

In December 2013, Laureate acquired THINK and financed a portion of the purchase price for THINK by borrowing AUD 45.0 million (\$34.5 million at September 30, 2016) under a syndicated facility agreement in the form of two term loans of AUD 22.5 million each. The syndicated facility agreement also provides for additional borrowings of up to AUD 20.0 million (\$15.3 million at September 30, 2016) under a capital expenditure facility and a working capital facility. The first term loan ("Facility A") has a term of five years and principal is payable in quarterly installments of AUD 1.1 million (\$0.9 million at September 30, 2016) beginning on March 31, 2014. The second term loan ("Facility B") has a term of five years and the total principal balance of AUD 22.5 million is payable at its maturity date of December 20, 2018. The two term loans bear interest at a variable rate plus a margin of up to 3.2% for Facility A and 3.5% for Facility B that is determined based on THINK's leverage ratio, and interest is payable periodically. As of September 30, 2016, the interest rates on Facility A and Facility B were 4.60% and 4.63%, respectively. The terms of the syndicated facility agreement required THINK to enter into an interest rate swap within 45 days from the agreement's December 20, 2013 effective date, in order to convert at least 50% of the AUD 45.0 million of term loan debt from a variable interest rate to a fixed interest rate. Accordingly, on January 31, 2014 THINK executed an interest rate swap agreement to satisfy this requirement and converted AUD 22.5 million (\$17.3 million at September 30, 2016) of the variable rate component of the term loan debt to a fixed interest rate of 3.86%. This interest rate swap was not designated as a hedge for accounting purposes. As of September 30, 2016, \$14.7 million was outstanding under these loan facilities.

In June 2016, these loan facilities were amended and restated. As a result of this amendment and a repayment of AUD 11.0 million (\$8.1 million at the date of payment):

- Facility A has been amended to be a term loan of AUD 10.0 million (\$7.7 million at September 30, 2016), and principal is repayable in quarterly installments of AUD 0.8 million

(\$0.6 million at September 30, 2016) beginning on September 30, 2016. The final balance is repayable at its maturity date of December 20, 2018; and

- Facility B has been amended to be a revolving facility of up to AUD 15.0 million (\$11.5 million at September 30, 2016) and any balance outstanding is repayable at its maturity date of December 20, 2018. This facility bears interest at a variable rate plus a margin of 2.75%.

The above-described interest rate swap agreement related to these facilities remains not designated as a hedge for accounting purposes.

In September 2014, Laureate acquired FMU and financed a portion of the purchase price by borrowing amounts under two loans that totaled BRL 259.1 million (\$110.3 million at the borrowing date). The loans require semi-annual principal payments beginning at BRL 6.5 million in October 2014 and increasing to a maximum of BRL 22.0 million beginning in October 2017 and continuing through their maturity dates in April 2021. As of September 30, 2016, the outstanding balance of these loans was \$66.5 million. Both loans mature on April 15, 2021 and bear interest at an annual variable rate of CDI plus 3.7% (approximately 18% at September 30, 2016).

On November 18, 2015, the Company entered into an agreement with two banks to borrow a total of EUR 100 million (\$106.5 million at the borrowing date) as described in Note 9, Debt, in our consolidated financial statements included elsewhere in this prospectus.

Capital Lease Obligations and Sale-Leaseback Financings

Capital leases and sale-leaseback financings, primarily relating to real estate obligations, are included in debt and have been recorded using interest rates ranging from 1.00% to 42.87%. During 2015 and 2014, we had additions to assets and liabilities recorded as sale-leaseback financings and build-to-suit arrangements of \$8.1 million and \$67.8 million, respectively, including additions through acquisition. We had assets under capital leases and sale-leaseback financings of \$203.0 million at September 30, 2016, net of accumulated amortization. The amortization expense for capital lease assets is recorded in depreciation and amortization expense.

The aggregate maturities of our total future value and present value of the minimum capital lease payments and payments related to sale-leaseback financings at September 30, 2016 were as follows:

	Future Value of Minimum Lease Payments	Interest	Present Value of Minimum Lease Payments
	(amounts in thousands)		
October 1, 2016 - September 30, 2017 . . .	\$ 43,407	\$ 30,770	\$ 12,637
October 1, 2017 - September 30, 2018 . . .	56,462	30,326	26,136
October 1, 2018 - September 30, 2019 . . .	42,766	28,655	14,111
October 1, 2019 - September 30, 2020 . . .	37,594	27,395	10,199
October 1, 2020 - September 30, 2021 . . .	44,184	25,900	18,284
Thereafter	<u>281,776</u>	<u>103,474</u>	<u>178,302</u>
Total capital lease debt	<u>\$506,189</u>	<u>\$246,520</u>	<u>\$259,669</u>

MATERIAL U.S. FEDERAL TAX CONSEQUENCES FOR NON-U.S. HOLDERS OF CLASS A COMMON STOCK

The following is a general discussion of the material U.S. federal income and estate tax consequences to Non-U.S. Holders with respect to the acquisition, ownership and disposition of our Class A common stock. In general, a “Non-U.S. Holder” is any holder of our Class A common stock other than the following:

- an individual citizen or resident of the United States, including an alien individual who is a lawful permanent resident of the United States or meets a certain “substantial presence” test under section 7701(b)(3) of the Code;
- a corporation (or an entity treated as a corporation for U.S. federal income tax purposes) created or organized in the United States or under the laws of the United States, any state thereof, or the District of Columbia;
- a partnership (or an entity treated as a partnership for U.S. federal income tax purposes);
- an estate, the income of which is subject to U.S. federal income tax regardless of its source; or
- a trust, if (i) a U.S. court can exercise primary supervision over the administration of the trust and one or more U.S. persons can control all substantial decisions of the trust, or (ii) the trust has a valid election to be treated as a U.S. person in effect.

Under the “substantial presence test”, an individual holder of our Class A common stock may, in many cases, be deemed to be a resident alien, as opposed to a nonresident alien, by virtue of being present in the United States for at least 31 days in the calendar year and for an aggregate of at least 183 days during a three-year period ending in the current calendar year. For these purposes, all the days present in the current year, one-third of the days present in the immediately preceding year, and one-sixth of the days present in the second preceding year are counted. Resident aliens are subject to U.S. federal income tax as if they were U.S. citizens. Such an individual is urged to consult his or her own tax advisor regarding the U.S. federal income tax consequences of the acquisition, ownership or disposition of our Class A common stock. If a business entity that is treated as a partnership for U.S. federal income tax purposes (a “partnership”) is a beneficial owner of our Class A common stock, the treatment of a member of the partnership will generally depend upon the status of the partner and the activities of the partnership. **Members of partnerships holding our Class A common stock are particularly urged to consult their tax advisors regarding the tax consequences of acquiring, holding, and disposing of shares of Class A common stock.**

This discussion is based on current provisions of the Code, Treasury Regulations promulgated under the Code, judicial opinions, published positions of the Internal Revenue Service, or IRS, and all other applicable authorities, all of which are subject to change, possibly with retroactive effect. This discussion does not address all aspects of U.S. federal income and estate taxation or any aspects of state, local, or non-U.S. taxation, nor does it consider any specific facts or circumstances that may apply to particular Non-U.S. Holders that may be subject to special treatment under the U.S. federal income tax laws, such as controlled foreign corporations, passive foreign investment companies, insurance companies, tax-exempt organizations, qualified foreign pension funds, financial institutions, brokers, dealers in securities, U.S. expatriates, persons holding our Class A common stock as part of a hedging, integrated, conversion or constructive sale transaction or a straddle, traders in securities that elect to use a mark-to-market method of accounting, persons liable for the alternative minimum tax or persons who acquired our Class A common stock as compensation for services. This discussion assumes that the Non-U.S. Holder will hold our Class A common stock as a capital asset, generally property held for investment.

PROSPECTIVE INVESTORS ARE URGED TO CONSULT THEIR TAX ADVISORS REGARDING THE U.S. FEDERAL, STATE, LOCAL, AND NON-U.S. INCOME AND OTHER TAX CONSIDERATIONS OF ACQUIRING, HOLDING, AND DISPOSING OF SHARES OF CLASS A COMMON STOCK.

Dividends

Distributions on our Class A common stock will constitute dividends for U.S. federal income tax purposes to the extent paid from our current and accumulated earnings and profits, as determined under U.S. federal income tax principles. To the extent those distributions exceed our current and accumulated earnings and profits, they will constitute a return of capital and will first reduce the recipient's basis in our Class A common stock, but not below zero, and then will be treated as gain from the sale of stock as described below under "—Gain on Sale or Other Disposition of Class A Common Stock."

In general, dividends paid to a Non-U.S. Holder will be subject to U.S. withholding tax at a rate equal to 30% of the gross amount of the dividend, unless (i) the dividends are taxed at a lower rate prescribed by an income tax treaty between the United States and the Non-U.S. Holder's country of residence or (ii) the dividends are effectively connected with a trade or business carried on by the Non-U.S. Holder within the United States. Under applicable Treasury Regulations, a Non-U.S. Holder will be required to satisfy certain certification requirements, generally by providing to the applicable withholding agent an IRS Form W-8BEN or IRS Form W-8BEN-E, or any successor form, directly or through an intermediary, in order to claim a reduced rate of withholding under an applicable income tax treaty. If tax is withheld in an amount in excess of the amount prescribed by an applicable income tax treaty, a refund of the excess amount may generally be obtained by filing an appropriate claim for refund with the IRS.

Dividends that are effectively connected with a U.S. trade or business (and, if required by an applicable tax treaty, are attributable to a U.S. permanent establishment (or, in certain cases involving individual holders, a U.S. fixed base) maintained by the recipient) generally will not be subject to U.S. withholding tax if the Non-U.S. Holder files an IRS Form W-8ECI, or any successor form, with the applicable withholding agent, but instead such dividends generally will be subject to U.S. federal income tax on a net income basis in the same manner as if the Non-U.S. Holder were a resident of the United States. A corporate Non-U.S. Holder that receives effectively connected dividends may be subject to an additional branch profits tax at a rate of 30%, or a lower rate prescribed by an applicable income tax treaty, with respect to effectively connected dividends (subject to adjustment).

Gain on Sale or Other Disposition of Class A Common Stock

In general, a Non-U.S. Holder will not be subject to U.S. federal income tax on any gain realized upon the sale or other taxable disposition of the Non-U.S. Holder's shares of Class A common stock unless:

- the gain is effectively connected with a trade or business carried on by the Non-U.S. Holder within the United States (and, if required by an applicable tax treaty, is attributable to a U.S. permanent establishment (or, in certain cases involving individual holders, a U.S. fixed base) maintained by the Non-U.S. Holder);
- the Non-U.S. Holder is an individual who holds shares of Class A common stock as capital assets and is present in the United States for 183 days or more in the taxable year of disposition and certain other conditions are met; or
- our Class A common stock constitutes a U.S. real property interest by reason of our status as a "United States real property holding corporation," or USRPHC, for U.S. federal income tax

purposes at any time within the shorter of the five-year period preceding the disposition or the Non-U.S. Holder's holding period for our Class A common stock.

If the Non-U.S. Holder is described in the first bullet above, it will be required to pay tax on the net gain derived from the sale under regular graduated U.S. federal income tax rates applicable to U.S. persons, and a corporate Non-U.S. Holder described in the first bullet above may be subject to an additional branch profits tax at a 30% rate or such lower rate as may be specified by an applicable income tax treaty. If the Non-U.S. Holder is an individual described in the second bullet above, he or she will be required to pay a flat 30% (or such lower rate as may be prescribed by an applicable income tax treaty) tax on the gain derived from the sale, which gain may be offset by United States source capital losses.

We believe that we are not currently and will not become a USRPHC. However, because the determination of whether we are a USRPHC depends on the fair market value of our U.S. real property relative to the fair market value of our other business assets, there can be no assurance that we will not become a USRPHC in the future. Even if we become a USRPHC, however, as long as our Class A common stock is regularly traded on an established securities market, such Class A common stock will be treated as a U.S. real property interest only if the Non-U.S. Holder actually or constructively held more than 5% of our Class A common stock at any time within the shorter of the five-year period preceding the disposition or the Non-U.S. Holder's holding period for our Class A common stock.

Information Reporting and Backup Withholding

Generally, the applicable withholding agent must report annually to the IRS the amount of dividends paid to a Non-U.S. Holder, the name and address of the recipient, and the amount, if any, of tax withheld. A similar report is sent to the recipient. These information reporting requirements apply even if withholding was not required because the dividends were effectively connected dividends or withholding was reduced by an applicable income tax treaty. Under tax treaties or other agreements, the IRS may make its reports available to tax authorities in the recipient's country of residence.

Payments made to a Non-U.S. Holder that is not an exempt recipient generally will be subject to backup withholding, currently at a rate of 28%, unless a Non-U.S. Holder certifies as to its foreign status, which certification may be made on IRS Form W-8BEN or W-8BEN-E (and the applicable withholding agent does not have actual knowledge or reason to know the holder is a U.S. person), or the Non-U.S. Holder otherwise establishes an exemption from backup withholding.

Proceeds from the disposition of Class A common stock by a Non-U.S. Holder effected by or through a United States office of a broker will be subject to information reporting and backup withholding, currently at a rate of 28% of the gross proceeds, unless the Non-U.S. Holder certifies to the payor under penalties of perjury as to, among other things, its address and status as a Non-U.S. Holder (and the broker does not have actual knowledge or reason to know the holder is a U.S. person) or otherwise establishes an exemption. Generally, United States information reporting and backup withholding will not apply to a payment of disposition proceeds if the transaction is effected outside the United States by or through a non-U.S. office of a broker. However, if the broker is, for U.S. federal income tax purposes, a U.S. person (including a foreign branch or office of such person), a controlled foreign corporation, a foreign person who derives 50% or more of its gross income for specified periods from the conduct of a U.S. trade or business, specified U.S. branches of foreign banks or insurance companies or a foreign partnership with certain connections to the United States, information reporting but not backup withholding will apply unless:

- the broker has documentary evidence in its files that the holder is a Non-U.S. Holder (and the broker has no actual knowledge or reason to know to the contrary) and other conditions are met; or

- the holder otherwise establishes an exemption.

Backup withholding is not an additional tax. Rather, the amount of tax withheld is applied to the U.S. federal income tax liability of persons subject to backup withholding. If backup withholding results in an overpayment of U.S. federal income taxes, a refund may be obtained, provided the required documents are filed with the IRS.

Additional Withholding Requirements

Under Sections 1471 through 1474 of the Code, such Sections being commonly referred to as FATCA, a 30% U.S. federal withholding tax may apply to any dividends paid on Class A common stock, and, for a disposition of Class A common stock occurring after December 31, 2018, the gross proceeds from such disposition, in each case paid to (i) a “foreign financial institution” (as specifically defined in the Code) which does not provide sufficient documentation, typically on IRS Form W-8BEN-E, evidencing either (x) an exemption from FATCA, or (y) its compliance (or deemed compliance) with FATCA (which may alternatively be in the form of compliance with an intergovernmental agreement with the United States) in a manner that avoids withholding, or (ii) a “non-financial foreign entity” (as specifically defined in the Code) which does not provide sufficient documentation, typically on IRS Form W-8BEN-E, evidencing either (x) an exemption from FATCA, or (y) adequate information regarding certain substantial United States beneficial owners of such entity (if any). If a dividend payment is both subject to withholding under FATCA and subject to the withholding tax discussed above under “—Dividends,” the withholding under FATCA may be credited against, and therefore reduce, such other withholding tax. Investors should consult their own tax advisor regarding these requirements and whether they may be relevant to the ownership and disposition of our Class A common stock.

Estate Tax

Our Class A common stock owned or treated as owned by an individual who is not a citizen or resident of the United States (as specifically defined for U.S. federal estate tax purposes) at the time of death will be includible in the individual’s gross estate for U.S. federal estate tax purposes, unless an estate tax treaty between the United States and the decedent’s country of residence provides otherwise.

SHARES ELIGIBLE FOR FUTURE SALE

Since the completion of our leveraged buyout in August 2007, there has not been any public market for our capital stock, and we cannot predict what effect, if any, market sales of shares of Class A common stock or the availability of shares of Class A common stock for sale will have on the market price of our Class A common stock. Nevertheless, sales of substantial amounts of shares of Class A common stock, including shares issued upon the exercise of outstanding options, in the public market, or the perception that such sales could occur, could materially adversely affect the market price of our Class A common stock and could impair our future ability to raise capital through the sale of our equity or equity-related securities at a time and price that we deem appropriate.

Upon the completion of this offering, we will have outstanding an aggregate of 35,000,000 shares of Class A common stock and 133,300,971 shares of Class B common stock, assuming no exercise of the underwriters' option to purchase additional shares and no exercise of outstanding options. Of these outstanding shares, the 35,000,000 shares of Class A common stock to be sold in this offering will be freely tradable without restriction or further registration under the Securities Act, except that any shares purchased in this offering by our "affiliates," as that term is defined under Rule 144 of the Securities Act, may be sold only in compliance with the limitations described below.

The shares of Class B common stock outstanding after this offering will be restricted as a result of securities laws or lock-up agreements as described below. Following the expiration of the lock-up period, all shares will be eligible for resale in compliance with Rule 144 or Rule 701. "Restricted securities" as defined under Rule 144 were issued and sold by us in reliance on exemptions from the registration requirements of the Securities Act. These shares may be sold in the public market only if registered or pursuant to an exemption from registration, such as Rule 144 or Rule 701 under the Securities Act.

Pursuant to the Note Exchange Agreements, we will exchange \$250.0 million in aggregate principal amount of Senior Notes for shares of our Class A common stock. We expect the exchange to be completed within one year and one day after the consummation of this offering, subject to certain exceptions that could result in the exchange being completed prior to that time. The number of shares of Class A common stock issuable will equal 104.625% of the aggregate principal amount of Senior Notes to be exchanged, or \$261.6 million, divided by 14.00, the initial public offering price per share of Class A common stock. Assuming the completion of the exchange transaction on the one-year anniversary of this offering, we expect to issue an aggregate of 18,683,036 shares of Class A common stock. The shares of Class A common stock issued upon completion of the exchange will not be subject to any lock up agreements and may be sold pursuant to Rule 144 under the Securities Act, depending on their holding period and subject to restrictions in the case of shares held by persons deemed to be our affiliates.

In addition, the holders of the shares of Series A Preferred Stock may convert their shares of Series A Preferred Stock into shares of our Class A common stock within one year and one day after the consummation of this offering, subject to certain exceptions that could result in the holders being able to convert their shares of Series A Preferred Stock prior to that time. The number of shares of Class A common stock issuable upon conversion will depend upon, among other things, the number of shares of Class A common stock sold and the initial public offering price per share of Class A common stock in this offering. At the initial public offering price of \$14.00 per share, and assuming all interest is paid in cash through the conversion date and the completion of the exchange transaction on the one-year anniversary of this offering, we expect to issue an aggregate of 33,613,446 shares of Class A common stock. Depending on when and in what manner the shares of Series A Preferred Stock are converted, the shares of Class A common stock issued upon conversion may or may not be subject to any lock up agreements and may be sold pursuant to Rule 144 under the Securities Act, depending on their holding period and subject to restrictions in the case of shares held by persons deemed to be our affiliates. As restrictions on resale end, the market price of our Class A common stock could decline if

the holders of restricted shares sell them or are perceived by the market as intending to sell them. For more information on our Series A Preferred Stock, see “Description of Capital Stock—Preferred Stock—Series A Preferred Stock.”

Rule 144

In general, under Rule 144 as in effect on the date of this prospectus, once we have been subject to public company reporting requirements for at least 90 days, a person who is not deemed to have been one of our affiliates for purposes of the Securities Act at any time during the 90 days preceding a sale and who has beneficially owned the shares of our Class A common stock proposed to be sold for at least six months, including the holding period of any prior owner other than our affiliates, is entitled to sell those shares of our Class A common stock without complying with the manner of sale, volume limitation or notice provisions of Rule 144, subject to compliance with the public information requirements of Rule 144. If such a person has beneficially owned the shares of our Class A common stock proposed to be sold for at least one year, including the holding period of any prior owner other than our affiliates, then that person is entitled to sell those shares of our Class A common stock without complying with any of the requirements of Rule 144.

In general, under Rule 144, as currently in effect, our affiliates or persons selling shares of our Class A common stock on behalf of our affiliates are entitled to sell upon the expiration of the lock-up agreements described below, within any three-month period beginning 90 days after the date of this prospectus, a number of shares of our Class A common stock that does not exceed the greater of:

- 1% of the number of shares of our Class A common stock then outstanding, which will equal approximately 350,000 shares immediately after completion of this offering, or
- the average weekly trading volume of the shares of our Class A common stock on the applicable stock exchange during the four calendar weeks preceding the filing of a notice on Form 144 with respect to such sale.

Sales under Rule 144 by our affiliates or persons selling shares on behalf of our affiliates are also subject to certain manner of sale provisions and notice requirements and to the availability of current public information about us.

Rule 701

Rule 701 under the Securities Act, as in effect on the date of this prospectus, permits resales of shares in reliance upon Rule 144 but without compliance with certain restrictions of Rule 144, including the holding period requirement. Most of our employees, executive officers or directors who acquired shares under a written compensatory plan or contract may be entitled to rely on the resale provisions of Rule 701, but all holders of Rule 701 shares are required to wait until 90 days after the date of this prospectus before selling their shares. However, substantially all Rule 701 shares are subject to lock-up agreements as described below and under “Underwriting” and will become eligible for sale upon the expiration of the restrictions set forth in those agreements.

Stock Option and Incentive Plans

We intend to file one or more registration statements on Form S-8 under the Securities Act following this offering to register the Class A common stock that is issuable upon exercise of stock options outstanding or under our stock option and incentive plans or issuable upon conversion of the Class B common stock that is issuable upon exercise of existing options. These registration statements are expected to become effective upon filing. Shares covered by these registration statements will then be eligible for sale in the public markets, subject to any applicable lock-up agreements and to Rule 144 limitations applicable to affiliates.

Lock-up Agreements

In connection with this offering, we, our directors and executive officers and holders of substantially all of our outstanding common stock (including Wengen and the IFC Investors (other than the Korean Investment Corporation, which holds 1,390,902 shares of our common stock)) have agreed not to (i) offer, pledge, sell, contract to sell, sell any option or contract to purchase, purchase any option or contract to sell, grant any option, right or warrant to purchase, lend or otherwise transfer or dispose of, directly or indirectly, any shares of Class A common stock or any securities convertible into or exercisable or exchangeable for shares of Class A common stock; (ii) file any registration statement with the SEC relating to the offering of any shares of Class A common stock or any securities convertible into or exercisable or exchangeable for Class A common stock or (iii) enter into any swap or other arrangement that transfers to another, in whole or in part, any of the economic consequences of ownership of Class A common stock, without the consent of the representatives of the underwriters for a period of 180 days from the date of this prospectus, subject to certain exceptions. For additional information, see “Underwriting.”

The restrictions in the immediately preceding paragraph do not apply to certain transfers including, but not limited to, transfers of shares of our Class A common stock or securities convertible into or exchangeable for shares of our Class A common stock (i) acquired in open market transactions after completion of this offering, subject to certain conditions, (ii) to satisfy tax withholding requirements, subject to certain conditions, (iii) pursuant to our equity incentive plans described elsewhere in this prospectus, (iv) pursuant to an establishment of a Rule 10b5-1 plan, subject to certain conditions and (v) in certain other transactions.

UNDERWRITING

Under the terms and subject to the conditions contained in an underwriting agreement dated January 31, 2017, we have agreed to sell to the underwriters named below, for whom Credit Suisse Securities (USA) LLC, Morgan Stanley & Co. LLC and Barclays Capital Inc. are acting as representatives, the following respective numbers of shares of Class A common stock:

Underwriter	Number of Shares
Credit Suisse Securities (USA) LLC	6,111,000
Morgan Stanley & Co. LLC	6,111,000
Barclays Capital Inc.	6,111,000
Macquarie Capital (USA) Inc.	3,417,750
J.P. Morgan Securities LLC	4,007,250
BMO Capital Markets Corp.	2,616,750
Citigroup Global Markets Inc.	2,108,250
Goldman, Sachs & Co.	1,017,000
Robert W. Baird & Co. Incorporated	560,000
Barrington Research Associates, Inc.	560,000
Piper Jaffray & Co.	560,000
Stifel, Nicolaus & Company, Incorporated	560,000
William Blair & Company, L.L.C.	560,000
Banco Bradesco BBI S.A.	350,000
BTG Pactual US Capital, LLC.	350,000
Total	35,000,000

The underwriting agreement provides that the underwriters are obligated to purchase all the shares of Class A common stock in the offering if any are purchased, other than those shares covered by the option to purchase additional shares described below. The underwriting agreement also provides that if an underwriter defaults, the purchase commitments of non-defaulting underwriters may be increased or the offering may be terminated.

We have granted to the underwriters a 30-day option to purchase on a pro rata basis up to 5,250,000 additional shares from us at the initial public offering price less the underwriting discounts and commissions.

The underwriters propose to offer the shares of Class A common stock initially at the public offering price on the cover page of this prospectus and to selling group members at that price less a selling concession of up to \$0.42 per share. After the initial public offering the representatives may change the public offering price and selling concession and discount to broker/dealers.

The following table summarizes the compensation and estimated expenses we will pay:

	Per Share		Total	
	Without Option	With Option	Without Option	With Option
Underwriting discounts and commissions paid by us	\$0.70	\$0.70	\$24,500,000	\$28,175,000

Macquarie Capital (USA) Inc., which is a FINRA member, has acted as a financial adviser in connection with our preparation for this offering. We have agreed to pay Macquarie Capital (USA) Inc. a one-time fee of \$2.2 million for its services.

On December 20, 2016, we issued and sold 23,000 shares of our Series A Preferred Stock to an affiliate of Macquarie Capital (USA) Inc., an underwriter in this offering, in a private placement at a

purchase price of \$1,000.00 per share for aggregate proceeds of \$23.0 million. The 23,000 shares of Series A Preferred Stock are deemed to be underwriting compensation pursuant to FINRA Rule 5110. Such securities may not be sold during this offering or sold, transferred, assigned, pledged or hypothecated, or be the subject of any hedging, short sale, derivative, put or call transaction that would result in the effective economic disposition of the shares for a period of 180 days immediately following the date of effectiveness of this offering or commencement of sales of this offering.

Macquarie Capital (USA) Inc. has been granted the right to participate in future financings by the Company; this right is deemed to constitute 1% in underwriting compensation for this offering pursuant to FINRA Rule 5110.

As part of this offering, an affiliate of Kohlberg Kravis Roberts & Co. L.P. intends to purchase from the underwriters 3,571,428 shares of Class A common stock at the initial public offering price.

We estimate that our out-of-pocket expenses for this offering will be approximately \$9 million.

We have agreed to reimburse the underwriters for expenses of approximately \$20,000 related to clearance of this offering with the Financial Industry Regulatory Authority, Inc.

The underwriters have informed us that they do not intend sales to discretionary accounts to exceed 5% of the total number of shares of Class A common stock offered by them.

We have agreed that we will not offer, sell, contract to sell, pledge or otherwise dispose of, directly or indirectly, or file with the Securities and Exchange Commission a registration statement under the Securities Act relating to, any shares of our Class A common stock or securities convertible into or exchangeable or exercisable for any shares of our Class A common stock, or publicly disclose the intention to make any offer, sale, pledge, disposition or filing, without the prior written consent of the representatives for a period of 180 days after the date of this prospectus.

Our directors and executive officers and holders of substantially all of our outstanding common stock (including Wengen and the IFC Investors (other than the Korean Investment Corporation, which holds 1,390,902 shares of our common stock)), have agreed that they will not offer, sell, contract to sell, pledge or otherwise dispose of, directly or indirectly, any shares of our Class A common stock or securities convertible into or exchangeable or exercisable for any shares of our Class A common stock, enter into a transaction that would have the same effect, or enter into any swap, hedge or other arrangement that transfers, in whole or in part, any of the economic consequences of ownership of our Class A common stock, whether any of these transactions are to be settled by delivery of our Class A common stock or other securities, in cash or otherwise, or publicly disclose the intention to make any offer, sale, pledge or disposition, or to enter into any transaction, swap, hedge or other arrangement, without, in each case, the prior written consent of the representatives for a period of 180 days after the date of this prospectus, subject to certain exceptions.

The restrictions in the immediately preceding paragraph do not apply to certain transfers including, but not limited to, transfers of shares of our Class A common stock or securities convertible into or exchangeable for shares of our Class A common stock (i) acquired in open market transactions after completion of this offering, subject to certain conditions, (ii) to satisfy tax withholding requirements, subject to certain conditions, (iii) pursuant to our equity incentive plans described elsewhere in this prospectus, (iv) pursuant to an establishment of a Rule 10b5-1 plan, subject to certain conditions and (v) in certain other transactions.

We have agreed to indemnify the underwriters against liabilities under the Securities Act, or contribute to payments that the underwriters may be required to make in that respect.

Our Class A common stock has been approved for listing on Nasdaq under the symbol "LAUR".

Prior to the offering, there has been no public market for our Class A common stock. The initial public offering price was determined through negotiations between us and the representatives. In determining the initial public offering price, we and the representatives considered a number of factors including:

- the information set forth in this prospectus and otherwise available to the underwriters;
- our prospects and the history and prospects for the industry in which we compete;
- an assessment of our management;
- our prospects for future earnings;
- the recent market prices of, and demand for, publicly-traded common stock of generally comparable companies;
- the general condition of the securities markets at the time of the offering; and
- other factors deemed relevant by the underwriters and us.

Neither we nor the underwriters can assure investors that an active trading market will develop for our Class A common stock, or that shares of our Class A common stock will trade in the public market at or above the initial public offering price.

In connection with the offering the underwriters may engage in stabilizing transactions, over-allotment transactions, syndicate covering transactions, penalty bids and passive market making in accordance with Regulation M under the Exchange Act.

- Stabilizing transactions permit bids to purchase the underlying security so long as the stabilizing bids do not exceed a specified maximum.
- Over-allotment involves sales by the underwriters of shares in excess of the number of shares the underwriters are obligated to purchase, which creates a syndicate short position. The short position may be either a covered short position or a naked short position. In a covered short position, the number of shares over-allotted by the underwriters is not greater than the number of shares that they may purchase in the option to purchase additional shares. In a naked short position, the number of shares involved is greater than the number of shares in the option to purchase additional shares. The underwriters may close out any covered short position by either exercising their option to purchase additional shares and/or purchasing shares in the open market.
- Syndicate covering transactions involve purchases of the Class A common stock in the open market after the distribution has been completed in order to cover syndicate short positions. In determining the source of shares to close out the short position, the underwriters will consider, among other things, the price of shares available for purchase in the open market as compared to the price at which they may purchase shares through the option to purchase additional shares. If the underwriters sell more shares than could be covered by the option to purchase additional shares, a naked short position, the position can only be closed out by buying shares in the open market. A naked short position is more likely to be created if the underwriters are concerned that there could be downward pressure on the price of the shares in the open market after pricing that could adversely affect investors who purchase in the offering.

- Penalty bids permit the representatives to reclaim a selling concession from a syndicate member when the Class A common stock originally sold by the syndicate member is purchased in a stabilizing or syndicate covering transaction to cover syndicate short positions.
- In passive market making, market makers in the Class A common stock who are underwriters or prospective underwriters may, subject to limitations, make bids for or purchases of our Class A common stock until the time, if any, at which a stabilizing bid is made.

These stabilizing transactions, over-allotment transactions, syndicate covering transactions, penalty bids and passive market making may have the effect of raising or maintaining the market price of our Class A common stock or preventing or retarding a decline in the market price of the Class A common stock. As a result the price of our Class A common stock may be higher than the price that might otherwise exist in the open market. These transactions may be effected on Nasdaq or otherwise and, if commenced, may be discontinued at any time.

A prospectus in electronic format may be made available on the web sites maintained by one or more of the underwriters, or selling group members, if any, participating in this offering and one or more of the underwriters participating in this offering may distribute prospectuses electronically. The representatives may agree to allocate a number of shares to underwriters and selling group members for sale to their online brokerage account holders. Internet distributions will be allocated by the underwriters and selling group members that will make internet distributions on the same basis as other allocations.

Other Relationships

The underwriters and their respective affiliates are full service financial institutions engaged in various activities, which may include securities trading, commercial and investment banking, financial advisory, investment management, principal investment, hedging, financing and brokerage activities. Certain of the underwriters and their respective affiliates have, from time to time, performed, and may in the future perform, various financial advisory and investment banking services for us or our affiliates, for which they received or will receive customary fees and expenses. Certain of the underwriters or their affiliates are lenders under our senior secured multi-currency credit facility. For example, Citibank, N.A., an affiliate of Citigroup Global Markets Inc., acts as an administrative agent under our senior secured multi-currency revolving credit facility. Affiliates of certain of the underwriters hold a portion of the Senior Notes and/or the term loans under our Senior Secured Credit Facilities, and as a result, may receive a portion of the proceeds from this offering. See “Use of Proceeds.”

In the ordinary course of their various business activities, the underwriters and their respective affiliates may make or hold a broad array of investments and actively trade debt and equity securities (or related derivative securities) and financial instruments (including bank loans) for their own account and for the accounts of their customers and may at any time hold long and short positions in such securities and instruments. Such investment and securities activities may involve our securities and instruments. The underwriters and their respective affiliates may also make investment recommendations or publish or express independent research views in respect of such securities or instruments and may at any time hold, or recommend to clients that they acquire, loan or short positions in such securities and instrument.

Selling Restrictions

Notice to Prospective Investors in Canada

The shares may be sold only to purchasers purchasing, or deemed to be purchasing, as principal that are accredited investors, as defined in National Instrument 45-106 Prospectus Exemptions or subsection 73.3(1) of the Securities Act (Ontario), and are permitted clients, as defined in National

Instrument 31-103 Registration Requirements, Exemptions and Ongoing Registrant Obligations. Any resale of the shares must be made in accordance with an exemption from, or in a transaction not subject to, the prospectus requirements of applicable securities laws.

Securities legislation in certain provinces or territories of Canada may provide a purchaser with remedies for rescission or damage if this prospectus (including any amendment thereto) contains a misrepresentation, provided that the remedies for rescission or damages are exercised by the purchaser within the time limit prescribed by the securities legislation of the purchaser's province or territory. The purchaser should refer to any applicable provisions of the securities legislation of the purchaser's province or territory for particulars of these rights or consult with a legal advisor.

Pursuant to section 3A.3 of National Instrument 33-105 Underwriting Conflicts (NI 33-105), the underwriters are not required to comply with the disclosure requirements of NI 33-105 regarding underwriter conflicts of interest in connection with this offering.

Notice to Prospective Investors in the European Economic Area

In relation to each Member State of the European Economic Area (each, a "Relevant Member State"), no offer of shares may be made to the public in that Relevant Member State other than:

- (a) to any legal entity which is a qualified investor as defined in the Prospectus Directive;
- (b) to fewer than 150 natural or legal persons (other than qualified investors as defined in the Prospectus Directive), subject to obtaining the prior consent of the representatives; or
- (c) in any other circumstances falling within Article 3(2) of the Prospectus Directive,

provided that no such offer of shares shall require us or the representatives to publish a prospectus pursuant to Article 3 of the Prospectus Directive.

Each person in a Relevant Member State who initially acquires any shares or to whom any offer is made will be deemed to have represented, acknowledged and agreed that it is a "qualified investor" within the meaning of the law in that Relevant Member State. In the case of any shares being offered to a financial intermediary as that term is used in Article 3(2) of the Prospectus Directive, each such financial intermediary will be deemed to have represented, acknowledged and agreed that the shares acquired by it in the offer have not been acquired on a non-discretionary basis on behalf of, nor have they been acquired with a view to their offer or resale to, persons in circumstances which may give rise to an offer of any shares to the public other than their offer or resale in a Relevant Member State to qualified investors as so defined or in circumstances in which the prior consent of the representatives has been obtained to each such proposed offer or resale.

We, the representatives and their affiliates will rely upon the truth and accuracy of the foregoing representations, acknowledgements and agreements.

This prospectus has been prepared on the basis that any offer of shares in any Relevant Member State will be made pursuant to an exemption under the Prospectus Directive from the requirement to publish a prospectus for offers of shares. Accordingly any person making or intending to make an offer in that Relevant Member State of shares which are the subject of the offering contemplated in this prospectus may only do so in circumstances in which no obligation arises for us or any of the underwriters to publish a prospectus pursuant to Article 3 of the Prospectus Directive in relation to such offer. Neither we nor the underwriters have authorized, nor do they authorize, the making of any offer of shares in circumstances in which an obligation arises for us or the underwriters to publish a prospectus for such offer.

For the purposes of the above provisions, the expression an "offer to the public" in relation to any shares in any Relevant Member State means the communication in any form and by any means of

sufficient information on the terms of the offer and the shares to be offered so as to enable an investor to decide to purchase or subscribe the shares, as the same may be varied in that Member State by any measure implementing the Prospectus Directive in the Relevant Member State and the expression “Prospectus Directive” means Directive 2003/71/EC (as amended, including the Directive 2010/73/EU), and includes any relevant implementing measure in the Relevant Member State.

Notice to Prospective Investors in the United Kingdom

In addition, in the United Kingdom, this document is being distributed only to, and is directed only at, and any offer subsequently made may only be directed at persons who are “qualified investors” (as defined in the Prospectus Directive) (i) who have professional experience in matters relating to investments falling within Article 19 (5) of the Financial Services and Markets Act 2000 (Financial Promotion) Order 2005, as amended (the “Order”) and/or (ii) who are high net worth companies (or persons to whom it may otherwise be lawfully communicated) falling within Article 49(2)(a) to (d) of the Order (all such persons together being referred to as “relevant persons”).

Any person in the United Kingdom that is not a relevant person should not act or rely on the information included in this document or use it as basis for taking any action. In the United Kingdom, any investment or investment activity that this document relates to may be made or taken exclusively by relevant persons. Any person in the United Kingdom that is not a relevant person should not act or rely on this document or any of its contents.

Notice to Prospective Investors in Switzerland

The shares may not be publicly offered in Switzerland and will not be listed on the SIX Swiss Exchange (“SIX”), or on any other stock exchange or regulated trading facility in Switzerland. This document does not constitute a prospectus within the meaning of, and has been prepared without regard to the disclosure standards for issuance prospectuses under art. 652a or art. 1156 of the Swiss Code of Obligations or the disclosure standards for listing prospectuses under art. 27 ff. of the SIX Listing Rules or the listing rules of any other stock exchange or regulated trading facility in Switzerland. Neither this document nor any other offering or marketing material relating to the shares or the offering may be publicly distributed or otherwise made publicly available in Switzerland.

Neither this document nor any other offering or marketing material relating to the offering, us or the shares have been or will be filed with or approved by any Swiss regulatory authority. In particular this document will not be filed with, and the offer of shares will not be supervised by, the Swiss Financial Market Supervisory Authority FINMA, and the offer of the shares has not been and will not be authorized under the Swiss Federal Act on Collective Investment Schemes (“CISA”). The investor protection afforded to acquirers of interests in collective investment schemes under the CISA does not extend to acquirers of the shares.

Notice to Prospective Investors in Hong Kong

The shares have not been offered or sold and will not be offered or sold in Hong Kong, by means of any document, other than (a) to “professional investors” as defined in the Securities and Futures Ordinance (Cap. 571) of Hong Kong and any rules made under that Ordinance; or (b) in other circumstances which do not result in the document being a “prospectus” as defined in the Companies Ordinance (Cap. 32) of Hong Kong or which do not constitute an offer to the public within the meaning of that Ordinance. No advertisement, invitation or document relating to the shares has been or may be issued or has been or may be in the possession of any person for the purposes of issue, whether in Hong Kong or elsewhere, which is directed at, or the contents of which are likely to be accessed or read by, the public of Hong Kong (except if permitted to do so under the securities laws of Hong Kong) other than with respect to shares which are or are intended to be disposed of only to

persons outside Hong Kong or only to “professional investors” as defined in the Securities and Futures Ordinance (Cap. 571) and any rules made under that Ordinance.

Notice to Prospective Investors in Singapore

This prospectus has not been registered as a prospectus with the Monetary Authority of Singapore. Accordingly, this prospectus and any other document or material in connection with the offer or sale, or invitation for subscription or purchase, of the shares may not be circulated or distributed, nor may the shares be offered or sold, or be made the subject of an invitation for subscription or purchase, whether directly or indirectly, to persons in Singapore other than (i) to an institutional investor under Section 274 of the Securities and Futures Act, Chapter 289 of Singapore (the “SFA”), (ii) to a relevant person pursuant to Section 275(1), or any person pursuant to Section 275(1A), and in accordance with the conditions specified in Section 275, of the SFA or (iii) otherwise pursuant to, and in accordance with the conditions of, any other applicable provision of the SFA.

Where the shares are subscribed or purchased under Section 275 of the SFA by a relevant person which is:

- a corporation (which is not an accredited investor (as defined in Section 4A of the SFA)) the sole business of which is to hold investments and the entire share capital of which is owned by one or more individuals, each of whom is an accredited investor; or
- a trust (where the trustee is not an accredited investor) whose sole purpose is to hold investments and each beneficiary of the trust is an individual who is an accredited investor,

securities (as defined in Section 239(1) of the SFA) of that corporation or the beneficiaries’ rights and interest (howsoever described) in that trust shall not be transferred within six months after that corporation or that trust has acquired the shares pursuant to an offer made under Section 275 of the SFA except:

- to an institutional investor or to a relevant person defined in Section 275(2) of the SFA, or to any person arising from an offer referred to in Section 275(1A) or Section 276(4)(i)(B) of the SFA;
- where no consideration is or will be given for the transfer;
- where the transfer is by operation of law;
- as specified in Section 276(7) of the SFA; or
- as specified in Regulation 32 of the Securities and Futures (Offers of Investments) (Shares and Debentures) Regulations 2005 of Singapore.

LEGAL MATTERS

The validity of the shares of Class A common stock offered hereby will be passed upon for us by DLA Piper LLP (US), Baltimore, Maryland, and the validity of the shares of Class A common stock offered hereby will be passed upon for the underwriters by Simpson Thacher & Bartlett LLP, New York, New York.

EXPERTS

The financial statements of Laureate Education, Inc., as of December 31, 2015 and 2014 and for each of the three years in the period ended December 31, 2015 included elsewhere in this Prospectus have been so included in reliance on the report of PricewaterhouseCoopers LLP, an independent registered public accounting firm, given on the authority of said firm as experts in auditing and accounting.

The financial statements of FMU Group as of September 12, 2014 and for the period from January 1, 2014 through September 12, 2014 included elsewhere in this Prospectus have been so included in reliance of the report of PricewaterhouseCoopers Auditores Independentes, São Paulo, Brazil, independent accountants, given on the authority of said firm as experts in auditing and accounting.

The financial statements of Sociedade Educacional Sul-Rio-Grandense Ltda. as of December 31, 2013 and 2012 and for each of the two years in the period ended December 31, 2013 included elsewhere in this Prospectus have been so included in reliance of the report of PricewaterhouseCoopers Auditores Independentes, Porto Alegre, RS, Brazil, independent accountants, given on the authority of said firm as experts in auditing and accounting.

WHERE YOU CAN FIND MORE INFORMATION

We have filed with the SEC a registration statement on Form S-1 under the Securities Act with respect to the shares of Class A common stock offered hereby. This prospectus, which constitutes a part of the registration statement, does not contain all of the information set forth in the registration statement or the exhibits and schedules filed therewith. For further information about us and the Class A common stock offered hereby, we refer you to the registration statement and the exhibits and schedules filed thereto. Statements contained in this prospectus regarding the contents of any contract or any other document that is filed as an exhibit to the registration statement are not necessarily complete, and each such statement is qualified in all respects by reference to the full text of such contract or other document filed as an exhibit to the registration statement. Following this offering, we will be required to file periodic reports, proxy statements, and other information with the SEC pursuant to the Exchange Act. You may read and copy this information at the Public Reference Room of the SEC, 100 F Street, N.E., Room 1580, Washington, D.C. 20549. You may obtain information on the operation of the Public Reference Room by calling the SEC at 1-800-SEC-0330. The SEC also maintains a website that contains reports, proxy statements and other information about issuers, like us, that file electronically with the SEC. The address of that site is www.sec.gov.

You may obtain a copy of any of our filings, at no cost, by writing or telephoning us at:

Laureate Education, Inc.
650 S. Exeter Street
Baltimore, Maryland 21202
(410) 843-6100
Attn: Corporate Secretary

Our website is accessible through www.laureate.net. Information on, or accessible through, our website is not part of, and is not incorporated into, this prospectus.

Index to Consolidated Financial Statements

	Page
Laureate Education, Inc. Audited Financial Statements	
Report of Independent Registered Accounting Firm	F-2
Consolidated Statements of Operations for the years ended December 31, 2015, 2014 and 2013	F-3
Consolidated Statements of Comprehensive Income for the years ended December 31, 2015, 2014 and 2013	F-4
Consolidated Balance Sheets as of December 31, 2015 and 2014	F-5
Consolidated Statements of Stockholders' Equity for the years ended December 31, 2015, 2014 and 2013	F-7
Consolidated Statements of Cash Flows for the years ended December 31, 2015, 2014 and 2013	F-8
Notes to Consolidated Financial Statements	F-9
Laureate Education, Inc. Unaudited Financial Statements	
Consolidated Statements of Operations for the nine months ended September 30, 2016 and September 30, 2015	F-127
Consolidated Statements of Comprehensive Income for the nine months ended September 30, 2016 and September 30, 2015	F-128
Consolidated Balance Sheets as of September 30, 2016 and December 31, 2015	F-129
Consolidated Statements of Cash Flows for the nine months ended September 30, 2016 and September 30, 2015	F-131
Notes to Unaudited Consolidated Financial Statements	F-132
FMU Group Combined Audited Financial Statements	
Independent Auditor's Report	F-188
Combined Statement of Comprehensive Income for the period from January 1, 2014 through September 12, 2014	F-189
Combined Balance Sheet as of September 12, 2014	F-190
Combined Statement of Invested Equity for the period from January 1, 2014 through September 12, 2014	F-191
Combined Statement of Cash Flows for the period from January 1, 2014 through September 12, 2014	F-192
Notes to Combined Financial Statements	F-193
Sociedade Educacional Sul-Rio-Grandense Ltda. Audited Financial Statements	
Independent Auditor's Report	F-211
Statements of Operations for the years ended December 31, 2013 and 2012	F-212
Balance Sheets as of December 31, 2013 and 2012	F-213
Statements of Quotaholder's Equity for the years ended December 31, 2013 and 2012	F-214
Statements of Comprehensive Income for the years ended December 31, 2013 and 2012	F-215
Statements of Cash Flows for the years ended December 31, 2013 and 2012	F-216
Notes to Financial Statements	F-217

Report of Independent Registered Public Accounting Firm

To the Board of Directors and Stockholders
of Laureate Education Inc.

In our opinion, the accompanying consolidated balance sheets and the related consolidated statements of operations, comprehensive income, stockholders' equity and cash flows present fairly, in all material respects, the financial position of Laureate Education, Inc. and its subsidiaries at December 31, 2015 and December 31, 2014, and the results of their operations and their cash flows for each of the three years in the period ended December 31, 2015 in conformity with accounting principles generally accepted in the United States of America. In addition, in our opinion, the financial statement schedule listed in the index appearing under Item 16(b) presents fairly, in all material respects, the information set forth therein when read in conjunction with the related consolidated financial statements. These financial statements and financial statement schedule are the responsibility of the Company's management. Our responsibility is to express an opinion on these financial statements and financial statement schedule based on our audits. We conducted our audits of these statements in accordance with the standards of the Public Company Accounting Oversight Board (United States). Those standards require that we plan and perform the audit to obtain reasonable assurance about whether the financial statements are free of material misstatement. An audit includes examining, on a test basis, evidence supporting the amounts and disclosures in the financial statements, assessing the accounting principles used and significant estimates made by management, and evaluating the overall financial statement presentation. We believe that our audits provide a reasonable basis for our opinion.

As discussed in Note 2 to the consolidated financial statements, the Company changed the manner in which it classifies deferred financing costs in 2016.

/s/ PricewaterhouseCoopers LLP

Baltimore, Maryland

March 25, 2016, except for the change in the manner in which the Company classifies deferred financing costs as discussed in Note 2, as to which the date is May 20, 2016, and except for the change in composition of reportable segments as discussed in Note 6, as to which the date is December 14, 2016, and except for the effects of the reverse stock split as discussed in Note 1, as to which the date is January 31, 2017.

LAUREATE EDUCATION, INC. AND SUBSIDIARIES
Consolidated Statements of Operations
IN THOUSANDS

<u>For the years ended December 31,</u>	<u>2015</u>	<u>2014</u>	<u>2013</u>
Revenues	\$4,291,659	\$4,414,682	\$3,913,881
Costs and expenses:			
Direct costs	3,760,016	3,838,179	3,418,449
General and administrative expenses	194,686	151,215	141,197
Loss on impairment of assets	—	125,788	33,582
Operating income	<u>336,957</u>	<u>299,500</u>	<u>320,653</u>
Interest income	13,328	21,822	21,805
Interest expense	(398,042)	(385,754)	(350,196)
Loss on debt extinguishment	(1,263)	(22,984)	(1,361)
(Loss) gain on derivatives	(2,607)	(3,101)	6,631
Other income (expense), net	195	(1,184)	7,499
Foreign currency exchange loss, net	<u>(149,178)</u>	<u>(109,970)</u>	<u>(3,102)</u>
(Loss) income from continuing operations before income taxes and equity in net income (loss) of affiliates	(200,610)	(201,671)	1,929
Income tax (expense) benefit	(117,730)	39,060	(91,246)
Equity in net income (loss) of affiliates, net of tax	<u>2,495</u>	<u>158</u>	<u>(905)</u>
Loss from continuing operations	<u>(315,845)</u>	<u>(162,453)</u>	<u>(90,222)</u>
Income from discontinued operations, net of tax of \$0 for all years	—	—	796
Gain on sales of discontinued operations, net of tax of \$0, \$0 and \$1,864, respectively	—	—	4,350
Net loss	<u>(315,845)</u>	<u>(162,453)</u>	<u>(85,076)</u>
Net (income) loss attributable to noncontrolling interests	<u>(403)</u>	<u>4,162</u>	<u>15,398</u>
Net loss attributable to Laureate Education, Inc.	<u>\$ (316,248)</u>	<u>\$ (158,291)</u>	<u>\$ (69,678)</u>
Basic and diluted earnings (loss) per share:			
Loss from continuing operations attributable to Laureate Education, Inc.	\$ (2.44)	\$ (1.24)	\$ (0.64)
Income from discontinued operations attributable to Laureate Education, Inc.	—	—	0.04
Basic and diluted net loss per share attributable to common stockholders	<u>\$ (2.44)</u>	<u>\$ (1.24)</u>	<u>\$ (0.60)</u>

The accompanying notes are an integral part of these consolidated financial statements.

LAUREATE EDUCATION, INC. AND SUBSIDIARIES
Consolidated Statements of Comprehensive Income
IN THOUSANDS

<u>For the years ended December 31,</u>	<u>2015</u>	<u>2014</u>	<u>2013</u>
Net loss	\$(315,845)	\$(162,453)	\$ (85,076)
Other comprehensive (loss) income:			
Foreign currency translation adjustment, net of tax of \$0 for all years	(386,310)	(307,101)	(193,589)
Unrealized gain (loss) on derivative instruments, net of tax of \$0 for all years	5,629	(733)	2,667
Minimum pension liability adjustment, net of tax of \$982, \$715 and \$1,235, respectively	<u>2,966</u>	<u>(6,994)</u>	<u>2,585</u>
Total other comprehensive loss	<u>(377,715)</u>	<u>(314,828)</u>	<u>(188,337)</u>
Comprehensive loss	(693,560)	(477,281)	(273,413)
Net comprehensive loss (income) attributable to noncontrolling interests	<u>3,234</u>	<u>(8,759)</u>	<u>16,936</u>
Comprehensive loss attributable to Laureate Education, Inc.	<u><u>\$(690,326)</u></u>	<u><u>\$(486,040)</u></u>	<u><u>\$(256,477)</u></u>

The accompanying notes are an integral part of these consolidated financial statements.

LAUREATE EDUCATION, INC. AND SUBSIDIARIES
Consolidated Balance Sheets
IN THOUSANDS, except per share amounts

<u>December 31,</u>	<u>2015</u>	<u>2014</u>
Assets		
Current assets:		
Cash and cash equivalents (includes VIE amounts of \$120,944 and \$122,712, see Note 2)	\$ 458,673	\$ 461,584
Restricted cash and investments	160,585	149,438
Receivables:		
Accounts and notes receivable	441,051	452,509
Other receivables	35,788	40,239
Related party receivables	7,336	13,743
Allowance for doubtful accounts	<u>(158,006)</u>	<u>(164,764)</u>
Receivables, net	326,169	341,727
Deferred income taxes	87,895	95,835
Income tax receivable	17,048	10,595
Prepaid expenses and other current assets	<u>85,314</u>	<u>94,259</u>
Total current assets (includes VIE amounts of \$307,043 and \$315,579, see Note 2)	1,135,684	1,153,438
Notes receivable, net	59,272	13,728
Property and equipment:		
Land	419,977	470,993
Buildings	1,294,263	1,340,333
Furniture, equipment and software	1,142,176	1,161,892
Leasehold improvements	384,655	391,435
Construction in-progress	93,260	121,978
Accumulated depreciation and amortization	<u>(1,043,431)</u>	<u>(972,312)</u>
Property and equipment, net	2,290,900	2,514,319
Land use rights, net	50,336	53,992
Goodwill	2,115,897	2,469,795
Other intangible assets:		
Tradenames	1,361,125	1,461,762
Other intangible assets, net	52,197	93,064
Deferred costs, net	58,169	59,494
Deferred income taxes	80,754	87,741
Other assets	234,782	308,935
Long-term assets held for sale	<u>—</u>	<u>141,856</u>
Total assets (includes VIE amounts of \$1,346,908 and \$1,449,560, see Note 2)	<u>\$ 7,439,116</u>	<u>\$8,358,124</u>

The accompanying notes are an integral part of these consolidated financial statements.

LAUREATE EDUCATION, INC. AND SUBSIDIARIES
Consolidated Balance Sheets (Continued)
IN THOUSANDS, except per share amounts

<u>December 31,</u>	<u>2015</u>	<u>2014</u>
Liabilities and stockholders' equity		
Current liabilities:		
Accounts payable	\$ 111,749	\$ 107,385
Accrued expenses	371,621	392,088
Accrued compensation and benefits	237,659	252,133
Deferred revenue and student deposits	482,723	471,755
Current portion of long-term debt	192,354	233,286
Current portion of due to shareholders of acquired companies	21,050	26,048
Deferred compensation	17,463	82,165
Income taxes payable	48,369	41,998
Deferred income taxes	9,310	21,968
Derivative instruments	688	—
Other current liabilities	55,197	40,489
Total current liabilities (includes VIE amounts of \$305,067 and \$388,588, see Note 2)	1,548,183	1,669,315
Long-term debt, less current portion	4,318,934	4,253,487
Due to shareholders of acquired companies, less current portion	165,669	222,013
Deferred compensation	14,880	33,410
Income taxes payable	169,951	155,728
Deferred income taxes	507,477	570,364
Derivative instruments	19,326	24,255
Other long-term liabilities	287,524	329,128
Total liabilities (includes VIE amounts of \$455,373 and \$505,330, see Note 2)	7,031,944	7,257,700
Redeemable noncontrolling interests and equity	51,746	43,876
Stockholders' equity:		
Preferred stock, par value \$0.001 per share—authorized 50,000 shares, no shares issued and outstanding as of December 31, 2015 and December 31, 2014	—	—
Common stock, par value \$0.004 per share—authorized 175,000 shares, issued and outstanding shares of 133,255 and 132,973 as of December 31, 2015 and December 31, 2014, respectively	533	532
Additional paid-in capital	2,686,451	2,688,877
Accumulated deficit	(1,409,548)	(1,093,300)
Accumulated other comprehensive loss	(952,677)	(579,041)
Total Laureate Education, Inc. stockholders' equity	324,759	1,017,068
Noncontrolling interests	30,667	39,480
Total stockholders' equity	355,426	1,056,548
Total liabilities and stockholders' equity	<u>\$ 7,439,116</u>	<u>\$ 8,358,124</u>

The accompanying notes are an integral part of these consolidated financial statements.

LAUREATE EDUCATION, INC. AND SUBSIDIARIES
Consolidated Statements of Stockholders' Equity
IN THOUSANDS

	Laureate Education, Inc. Stockholders						Total stockholders' equity
	Shares of common stock outstanding	Common stock	Additional paid-in capital	(Accumulated deficit) retained earnings	Accumulated other comprehensive (loss) income	Noncontrolling interests	
Balance at December 31, 2012	126,577	\$506	\$2,537,054	\$ (865,331)	\$ (76,132)	\$ 36,579	\$1,632,676
Capital contribution from parent	—	—	13,568	—	—	—	13,568
Non-cash stock compensation	9	—	41,140	—	—	—	41,140
Cash dividends to stockholders	—	—	(22,872)	—	—	—	(22,872)
Common stock issued net of stock issuance cost	5,791	23	199,697	—	—	—	199,720
Exercise of put, vesting of restricted stock and exercise of stock options, net of shares withheld to satisfy minimum employee tax withholding	93	1	(1,971)	—	—	—	(1,970)
Changes in noncontrolling interests	—	—	(87,970)	—	(5,879)	(23)	(93,872)
Dividends to noncontrolling interests	—	—	195	—	—	(1,304)	(1,109)
Capital contributions from noncontrolling interest holders	—	—	—	—	—	11,823	11,823
Accretion of redeemable noncontrolling interests and equity	—	—	(9,797)	—	—	—	(9,797)
Reclassification of comprehensive income to redeemable noncontrolling interests and equity	—	—	—	—	—	9,672	9,672
Reclassification of redeemable noncontrolling interests	—	—	—	—	—	3,571	3,571
Net loss	—	—	—	(69,678)	—	(15,398)	(85,076)
Foreign currency translation adjustment, net of tax of \$0	—	—	—	—	(192,051)	(1,538)	(193,589)
Unrealized gain on derivatives, net of tax of \$0	—	—	—	—	2,667	—	2,667
Minimum pension liability adjustment, net of tax of \$1,235	—	—	—	—	2,585	—	2,585
Balance at December 31, 2013	132,470	\$530	\$2,669,044	\$ (935,009)	\$(268,810)	\$ 43,382	\$1,509,137
Non-cash stock compensation	11	—	40,693	—	—	—	40,693
Cash distributions to stockholders	—	—	(5,271)	—	—	—	(5,271)
Equity to liability award modification	(25)	—	(2,986)	—	—	—	(2,986)
Exercise of stock options	52	—	964	—	—	—	964
Vesting of restricted stock and exercise of stock options, net of shares withheld to satisfy minimum employee tax withholding	465	2	(2,242)	—	—	—	(2,240)
Changes in noncontrolling interests	—	—	(4,498)	—	—	3,769	(729)
Dividends to noncontrolling interests	—	—	(2,461)	—	—	1,050	(1,411)
Capital contributions from noncontrolling interest holders	—	—	4,821	—	—	166	4,987
Accretion of redeemable noncontrolling interests and equity	—	—	(9,187)	—	—	—	(9,187)
Reclassification of comprehensive income to redeemable noncontrolling interests and equity	—	—	—	—	—	(119)	(119)
Other, net	—	—	—	—	—	(9)	(9)
Net loss	—	—	—	(158,291)	—	(4,162)	(162,453)
Foreign currency translation adjustment, net of tax of \$0	—	—	—	—	(302,504)	(4,597)	(307,101)
Unrealized loss on derivatives, net of tax of \$0	—	—	—	—	(733)	—	(733)
Minimum pension liability adjustment, net of tax of \$715	—	—	—	—	(6,994)	—	(6,994)
Balance at December 31, 2014	132,973	\$532	\$2,688,877	\$(1,093,300)	\$(579,041)	\$ 39,480	\$1,056,548
Non-cash stock compensation	8	—	34,120	—	—	—	34,120
Cash distributions to stockholders	—	—	(18,975)	—	—	—	(18,975)
Exercise of stock options	111	—	2,040	—	—	—	2,040
Vesting of restricted stock and exercise of stock options, net of shares withheld to satisfy minimum employee tax withholding	163	1	(3,869)	—	—	—	(3,868)
Changes in noncontrolling interests	—	—	(1,554)	—	442	(2,253)	(3,365)
Dividends to noncontrolling interests	—	—	(1,147)	—	—	(95)	(1,242)
Capital contributions from noncontrolling interest holders	—	—	—	—	—	1,382	1,382
Accretion of redeemable noncontrolling interests and equity	—	—	(13,041)	—	—	—	(13,041)
Reclassification of comprehensive income to redeemable noncontrolling interests and equity	—	—	—	—	—	(4,613)	(4,613)
Net (loss) income	—	—	—	(316,248)	—	403	(315,845)
Foreign currency translation adjustment, net of tax of \$0	—	—	—	—	(382,673)	(3,637)	(386,310)
Unrealized gain on derivatives, net of tax of \$0	—	—	—	—	5,629	—	5,629
Minimum pension liability adjustment, net of tax of \$982	—	—	—	—	2,966	—	2,966
Balance at December 31, 2015	133,255	\$533	\$2,686,451	\$(1,409,548)	\$(952,677)	\$ 30,667	\$ 355,426

The accompanying notes are an integral part of these consolidated financial statements.

LAUREATE EDUCATION, INC. AND SUBSIDIARIES
Consolidated Statements of Cash Flows
IN THOUSANDS

For the years ended December 31,	2015	2014	2013
Cash flows from operating activities			
Net loss	\$(315,845)	\$(162,453)	\$ (85,076)
Adjustments to reconcile net loss to net cash provided by operating activities:			
Depreciation and amortization	282,946	288,331	242,725
Loss on impairment of assets	—	125,788	33,582
(Gain) loss on sale of subsidiary and disposal of property and equipment	(5,141)	8,006	(7,181)
Loss (gain) on derivative instruments	1,988	(29,801)	(44,208)
Loss on debt extinguishment	331	22,984	1,361
Non-cash interest expense	55,786	52,908	46,650
Non-cash share-based compensation expense	39,021	49,190	49,512
Bad debt expense	107,162	110,302	102,661
Deferred income taxes	(15,563)	(163,257)	(16,207)
Unrealized foreign currency exchange loss	124,487	98,767	790
Non-cash loss (gain) from non-income tax contingencies	182	(3,355)	9,336
Non-cash expense (income) from profit-sharing legislation	937	(22,755)	8,389
Other, net	1,646	2,410	3,501
Changes in operating assets and liabilities:			
Restricted cash	(932)	(12,778)	(3,016)
Receivables	(225,027)	(166,008)	(95,295)
Inventory, prepaid expenses and other assets	(15,533)	(28,517)	(35,452)
Accounts payable and accrued expenses	15,237	13,034	26,574
Income tax receivable/payable, net	13,673	63,564	(11,871)
Deferred revenue and other liabilities	105,131	22,796	50,427
Net cash provided by operating activities of continuing operations	<u>170,486</u>	<u>269,156</u>	<u>277,202</u>
Cash flows from investing activities			
Purchase of property and equipment and land use rights	(344,056)	(416,746)	(500,886)
Expenditures for deferred costs	(22,802)	(19,672)	(18,645)
Receipts from sale of property and equipment and subsidiary	204,076	4,565	66,960
Property insurance recoveries	2,198	—	—
Business acquisitions, net of cash acquired	(6,705)	(287,945)	(177,550)
Payments of contingent consideration for acquisitions	(1,275)	—	(5,674)
Proceeds from (investments in) affiliates	5,047	—	(8,789)
Payments from (to) related parties	3,849	2,745	(8,724)
Change in restricted cash and investments	(15,452)	224,424	(235,775)
Proceeds from sale or maturity of available-for-sale securities, net	1,478	3,448	—
Net cash used in investing activities of continuing operations	<u>(173,642)</u>	<u>(489,181)</u>	<u>(889,083)</u>
Cash flows from financing activities			
Proceeds from issuance of long-term debt	628,512	589,476	1,304,527
Payments on long-term debt	(528,025)	(358,086)	(644,125)
Payments of deferred purchase price for acquisitions	(25,582)	(41,052)	(30,544)
Payments to purchase noncontrolling interests	(5,351)	(9,567)	(15,950)
Capital contributions from parent	—	—	13,568
Payments of dividends	(20,472)	(6,526)	(22,872)
Sale of common stock, net of issuance costs	—	—	199,720
Proceeds from exercise of stock options	2,040	964	—
Withholding of shares to satisfy minimum employee tax withholding for vested stock awards and exercised stock options	(3,868)	(2,240)	(1,970)
Payments of debt issuance costs and modification fees	(13,020)	(3,282)	(30,618)
Interest paid to lenders on issuance of the Senior Notes due 2019	—	—	(29,138)
Noncontrolling interest holder's loan to subsidiaries	2,772	4,754	2,393
(Distributions to) and capital contributions from noncontrolling interest holders	(2,582)	(1,855)	11,672
Net cash provided by financing activities of continuing operations	<u>34,424</u>	<u>172,586</u>	<u>756,663</u>
Cash flows from discontinued operations			
Net cash provided by operating activities of discontinued operations	—	—	344
Net cash provided by discontinued operations	—	—	344
Effects of exchange rate changes on cash	(34,179)	(50,877)	(12,531)
Net change in cash and cash equivalents	(2,911)	(98,316)	132,595
Cash and cash equivalents at beginning of period	461,584	559,900	427,305
Cash and cash equivalents at end of period	<u>\$ 458,673</u>	<u>\$ 461,584</u>	<u>\$ 559,900</u>

The accompanying notes are an integral part of these consolidated financial statements.

Laureate Education, Inc. and Subsidiaries
Notes to Consolidated Financial Statements
(Dollars and shares in thousands)

Note 1. Description of Business

Laureate Education, Inc. and subsidiaries (hereinafter Laureate, we, us, our, or the Company) provide higher education programs and services to students through an international network of licensed universities and higher education institutions (institutions). We are a subsidiary of Wengen Alberta, Limited Partnership (Wengen), an Alberta limited partnership, which acquired Laureate on August 17, 2007 through a merger using leveraged buyout financing (the LBO).

On August 5, 2008, Wengen formed LEI Holdings Cooperatie U.A. and subsidiaries (Cooperatie) through an equity infusion. Cooperatie's subsidiary LEI International Holdings, B.V. (LIHBV) and LIHBV's subsidiaries including Laureate Education Asia Limited (Laureate Asia), provided higher education programs and services to students through a network of licensed institutions located in the following countries: Australia, China, India, Indonesia, Malaysia, and Thailand. Laureate Asia was a sister company to Laureate, since both entities were subsidiaries of Wengen. On December 18, 2013, the boards of directors of Wengen and Laureate unanimously authorized a transaction to combine Laureate and Laureate Asia. Accordingly, effective December 20, 2013, LIHBV transferred to Wengen 100% of the issued and outstanding equity of LEI Combination Holdings Limited, LIHBV's newly formed subsidiary and indirect parent of Laureate Asia. Effective December 23, 2013, Wengen transferred 100% of the issued and outstanding equity of LEI Combination Holdings Limited to Laureate in exchange for a payment of one United States Dollar (USD). We accounted for this transaction under Accounting Standards Codification (ASC) 805-50-15-5, "Transactions Between Entities Under Common Control." Accordingly, the accounts of Laureate Asia are retrospectively included in the Laureate Consolidated Financial Statements. On October 1, 2015, we redomiciled in Delaware as a public benefit corporation as a demonstration of our long-term commitment to our mission to benefit our students and society.

Laureate's programs are provided through institutions that are campus-based and internet-based, or through electronically distributed educational programs (online). Our educational offerings are delivered through four operating segments: Latin America (LatAm), Europe (Europe), Asia, Middle East & Africa (AMEA), and Global Products and Services (GPS). LatAm has locations in Brazil, Chile, Costa Rica, Honduras, Mexico, Panama and Peru and has contractual relationships with a licensed institution in Ecuador. Europe has locations in Cyprus, France, Germany, Italy, Morocco, Portugal, Spain and Turkey. The AMEA segment consists of campus-based institutions with operations in Australia, China, India, Malaysia, New Zealand, South Africa and Thailand. AMEA also manages 11 licensed institutions in the Kingdom of Saudi Arabia and manages one additional institution in China through a joint venture arrangement. The GPS segment includes fully online degree programs in the United States offered through Walden University, LLC, which is a U.S.-based accredited institution, and through the University of Liverpool and the University of Roehampton in the United Kingdom. GPS also includes campus-based institutions located in Spain, Switzerland, the United Kingdom and the United States. The GPS segment also manages one hospitality and culinary institution in China and one hospitality and culinary institution in Jordan through joint venture and other contractual arrangements.

These financial statements reflect a 4 to 1 reverse stock split of our common stock that we effected prior to the effectiveness of our registration statement on Form S-1.

Laureate Education, Inc. and Subsidiaries
Notes to Consolidated Financial Statements (Continued)
(Dollars and shares in thousands)

Note 2. Significant Accounting Policies

The preparation of the Consolidated Financial Statements in conformity with accounting principles generally accepted in the United States (GAAP) requires our management to make estimates and assumptions that affect the reported amounts of assets, liabilities, revenues and expenses, and the related disclosure of contingent assets and liabilities. Actual results could differ from these estimates.

Principles of Consolidation and Investments in Affiliates

General

Our Consolidated Financial Statements include all accounts of Laureate, our majority-owned subsidiaries, and educational institutions that are part of our network and, although not owned by Laureate, are VIEs pursuant to ASC Topic 810-10, "Consolidation." As of December 31, 2015, the Laureate network includes 16 VIE institutions in nine countries. Laureate has determined it is the "primary beneficiary" of these VIEs, as such term is defined in ASC 810-10-20, and has consolidated the financial results of operations, assets and liabilities, and cash flows of these VIEs in the Company's Consolidated Financial Statements. Intercompany accounts and transactions have been eliminated in consolidation.

Noncontrolling Interests

A noncontrolling interest is the portion of a subsidiary that is not attributable to us either directly or indirectly. A noncontrolling interest can also be referred to as a minority interest. We recognize noncontrolling interest holders' share of equity and net income or loss separately in Noncontrolling interests in the Consolidated Balance Sheets and Net (income) loss attributable to noncontrolling interests in the Consolidated Statements of Operations. For the VIEs in our network, we generally do not recognize a noncontrolling interest. A noncontrolling interest is only recognized when a VIE's economics are shared with a third party (e.g., when the transferor of the control of the VIE retained a portion of the economics associated with it).

The VIE Arrangements

Laureate consolidates in its financial statements certain internationally based educational organizations that do not have shares or other equity ownership interests. Although these educational organizations may be considered not-for-profit entities in their home countries and they are operated in compliance with their respective not-for-profit legal regimes, we believe they do not meet the definition of a not-for-profit entity under GAAP, and we treat them as "for-profit" entities for accounting purposes. These entities generally cannot declare dividends or distribute their net assets to the entities that control them. We believe that we fully comply with all local laws and regulations.

Under ASC Topic 810-10, "Consolidation," we have determined that these institutions are VIEs and that Laureate is the primary beneficiary of these VIEs because we have, as further described herein: (1) the power to direct the activities of the VIEs that most significantly affect their educational and economic performance, and (2) the right to receive economic benefits from contractual and other arrangements with the VIEs that could potentially be significant to the VIEs. We account for the acquisition of the right to control a VIE in accordance with ASC 805.

Laureate Education, Inc. and Subsidiaries
Notes to Consolidated Financial Statements (Continued)
(Dollars and shares in thousands)

Note 2. Significant Accounting Policies (Continued)

As with all of our educational institutions, the VIE institutions' primary source of income is tuition fees paid by students, for which the students receive educational services and goods that are proportionate to the prices charged. Laureate maintains control of these VIEs through its rights to designate a majority of the governing entities' board members, through which we have the legal ability to direct the activities of the entities. Laureate maintains a variable interest in these VIEs through mutual contractual arrangements at market rates and terms that provide them with necessary products and services, and/or intellectual property, and has the ability to enter into additional such contractual arrangements at market rates and terms. We also have the ability to transfer our rights to govern these VIEs, or the entities that possess those rights, to other parties, which could yield a return if and when these rights are transferred.

We generally do not have legal entitlement to distribute the net assets of the VIEs. Generally, in the event of liquidation or the sale of the net assets of the VIEs, the net proceeds can only be transferred either to another VIE institution with similar purposes or to the state. In the unlikely case of liquidation or a sale of the net assets of the VIE, we may be able to retain the residual value by naming another Laureate-controlled VIE resident in the same jurisdiction as the recipient, if one exists; however we generally cannot name a for-profit entity as the recipient. Moreover, because the institution generally would be required to provide for the continued education of its students, liquidation would not be a likely course of action and would be unlikely to result in significant residual assets available for distribution. However, we operate our VIEs as going concern enterprises, maintain control in perpetuity, and have the ability to provide additional contractual arrangements for educational and other services priced at up to market rates with Laureate-controlled service companies. Typically, we are not legally obligated to make additional investments in the VIE institutions.

Laureate for-profit entities provide necessary products and services, and/or intellectual property, to all institutions in the *Laureate International Universities* network, including the VIE institutions, through contractual arrangements at market rates and terms, which are accretive to Laureate. We periodically modify the rates we charge under these arrangements to ensure that they are priced at or below fair market value and to add additional services. If it is determined that contractual arrangements with any institution are not on market terms, it could have an adverse regulatory impact on such institution. We believe these arrangements improve the quality of the academic curriculum and the students' educational experience. There are currently four types of contractual arrangements: (i) intellectual property (IP) royalty arrangements; (ii) network fee arrangements; (iii) management service arrangements; and (iv) lease arrangements.

- (i) Under the IP royalty arrangements, institutions in the *Laureate International Universities* network pay to Laureate royalty payments for the use of Laureate's tradename and best practice policies and procedures.
- (ii) Institutions in the *Laureate International Universities* network gain access to other network resources, including academic content, support with curriculum design, online programs, professional development, student exchange and access to dual degree programs, through network fee arrangements whereby the institutions pay stipulated fees to Laureate for such access.

Laureate Education, Inc. and Subsidiaries
Notes to Consolidated Financial Statements (Continued)
(Dollars and shares in thousands)

Note 2. Significant Accounting Policies (Continued)

- (iii) Institutions in the *Laureate International Universities* network contract with Laureate and pay fees under management services agreements for the provision of support and managerial services including access to management, legal, tax, finance, accounting, treasury and other services, which in some cases Laureate provides through shared service arrangements in certain jurisdictions.
- (iv) Laureate for-profit entities, including for-profit entities in which the VIEs are investors, own various campus real estate properties and have entered into long-term lease contracts with the respective institutions in the *Laureate International Universities* network, whereby they pay market-based rents for the use of the properties in the conduct of their educational operations.

Revenues recognized by Laureate's for-profit entities from these contractual arrangements with our consolidated VIEs were approximately \$106,005, \$113,500 and \$111,580 for the years ended December 31, 2015, 2014 and 2013, respectively. These revenues are eliminated in consolidation.

Under our accounting policy, we allocate all of the income or losses of these VIEs to Laureate unless there is a noncontrolling interest where the economics of the VIE are shared with a third party. The income or losses of these VIEs allocated to Laureate represent the earnings after deducting charges related to contractual arrangements with our for-profit entities as described above. We believe that the income remaining at the VIEs after these charges accretes value to our rights to control these entities.

Laureate's VIEs are generally exempt from income taxes. As a result, the VIEs generally do not record deferred tax assets or liabilities or recognize any income tax expense in the Consolidated Financial Statements. No deferred taxes are recognized by the for-profit service companies for the remaining income in these VIEs as the legal status of these entities generally prevents them from declaring dividends or making distributions to their sponsors. However, these for-profit service companies record income taxes related to revenues from their contractual arrangements with these VIEs.

Risks in relation to the VIEs

We believe that all of the VIE institutions in the Laureate network are operated in full compliance with local law and that the contractual arrangements with the VIEs are legally enforceable; however, these VIEs are subject to regulation by various agencies based on the requirements of local jurisdictions. These agencies, as well as local legislative bodies, review and update laws and regulations as they deem necessary or appropriate. We cannot predict the form of any laws that may be enacted, or regulations that ultimately may be adopted in the future, or what effects they might have on our business, financial condition, results of operations and cash flows. If local laws or regulations were to change, if the VIEs were found to be in violation of existing local laws or regulations, or if the regulators were to question the financial sustainability of the VIEs and/or whether the contractual arrangements were at fair value, local government agencies could, among other actions:

- revoke the business licenses and/or accreditations of the VIE institutions;

Laureate Education, Inc. and Subsidiaries
Notes to Consolidated Financial Statements (Continued)
(Dollars and shares in thousands)

Note 2. Significant Accounting Policies (Continued)

- void or restrict related-party transactions, such as the contractual arrangements between Laureate and the VIE institutions;
- impose fines that significantly impact business performance or other requirements with which the VIEs may not be able to comply;
- require Laureate to change the VIEs' governance structures, such that Laureate would no longer maintain control of the activities of the VIEs; or
- disallow a transfer of our rights to govern these VIEs, or the entities that possess those rights, to a third party for consideration.

Laureate's ability to conduct our business would be negatively affected if local governments were to carry out any of the aforementioned or other similar actions. In any such case, Laureate may no longer be able to consolidate the VIEs.

Selected Consolidated Statements of Operations information for these VIEs was as follows, net of the charges related to the above-described contractual arrangements:

<u>For the years ended December 31,</u>	<u>2015</u>	<u>2014</u>	<u>2013</u>
Selected Statements of Operations information:			
Revenues, by segment:			
LatAm	\$417,711	\$458,080	\$566,154
Europe	128,605	130,353	115,800
AMEA	136,051	139,146	93,690
Revenues	682,367	727,579	775,644
Depreciation and amortization	53,019	54,821	50,159
Operating income (loss), by segment:			
LatAm	(14,778)	(50,028)	21,728
Europe	13,591	(11,243)	8,660
AMEA	9,249	4,386	2,756
Operating income (loss)	8,062	(56,885)	33,144
Net income (loss)	11,760	(51,471)	41,111
Net income (loss) attributable to Laureate Education, Inc.	11,538	(50,941)	41,061

Included in Net income (loss) for the VIEs in the table above is non-operating investment income that was recorded by three of the Chilean institutions relating to investments that these institutions have in a for-profit, education-related real estate subsidiary of Laureate in Chile. This non-operating investment income, which eliminated in consolidation, totaled \$10,297, \$11,981 and \$11,021 for the years ended December 31, 2015, 2014 and 2013, respectively. Also, of Laureate's impairment charges of \$125,788 and \$33,582 for the years ended December 31, 2014 and 2013, respectively, \$47,965 and \$1,987 related to the VIEs. In 2014, the impairment charges related to VIE institutions were all within the LatAm segment. In 2013, the impairment charges all related to VIE institutions within the AMEA segment. See Note 7, Goodwill and Other Intangible Assets, for further discussion of the impairment charges recorded.

Laureate Education, Inc. and Subsidiaries
Notes to Consolidated Financial Statements (Continued)
(Dollars and shares in thousands)

Note 2. Significant Accounting Policies (Continued)

The following table reconciles the Net income (loss) attributable to Laureate Education, Inc. as presented in the table above, to the amounts in our Consolidated Statements of Operations:

<u>For the years ended December 31,</u>	<u>2015</u>	<u>2014</u>	<u>2013</u>
Net income (loss) attributable to Laureate Education, Inc.:			
Variable interest entities	\$ 11,538	\$ (50,941)	\$ 41,061
Other operations	118,001	291,212	211,742
Corporate and eliminations	(445,787)	(398,562)	(322,481)
Net loss attributable to Laureate Education, Inc.	<u>\$(316,248)</u>	<u>\$(158,291)</u>	<u>\$ (69,678)</u>

The following table presents selected assets and liabilities of the consolidated VIEs. Except for Goodwill, the assets in the table below include the assets that can be used only to settle the obligations for the VIEs. The liabilities in the table are liabilities for which the creditors of the VIEs do not have recourse to the general credit of Laureate.

Selected Consolidated Balance Sheet amounts for these VIEs were as follows:

	<u>December 31, 2015</u>		<u>December 31, 2014</u>	
	<u>VIE</u>	<u>Consolidated</u>	<u>VIE</u>	<u>Consolidated</u>
Balance Sheets data:				
Cash and cash equivalents	\$ 120,944	\$ 458,673	\$ 122,712	\$ 461,584
Other current assets	186,099	677,011	192,867	691,854
Total current assets	307,043	1,135,684	315,579	1,153,438
Goodwill	196,869	2,115,897	256,668	2,469,795
Tradenames	104,952	1,361,125	118,652	1,461,762
Other intangible assets, net	25	52,197	284	93,064
Other long-term assets	738,019	2,774,213	758,377	3,180,065
Total assets	1,346,908	7,439,116	1,449,560	8,358,124
Total current liabilities	305,067	1,548,183	388,588	1,669,315
Long-term debt and other long-term liabilities	150,306	5,483,761	116,742	5,588,385
Total liabilities	455,373	7,031,944	505,330	7,257,700
Total stockholders' equity	891,535	355,426	944,230	1,056,548
Total stockholders' equity attributable to Laureate Education, Inc.	874,610	324,759	920,073	1,017,068

The VIEs' Cash and cash equivalents balances are generally required to be used only for the benefit of the operations of these VIEs. These balances are included in Cash and cash equivalents in our Consolidated Balance Sheets.

As a consequence of student protests and political disturbances during 2011 and 2012, the former Chilean government announced several proposed reforms to the higher education system. The reforms, if adopted, could have included changing the current accreditation system to make it more demanding, revising the student financing system to provide a single financing system for students in all higher education institutions (replacing the government-sponsored student financing program known as the

Laureate Education, Inc. and Subsidiaries
Notes to Consolidated Financial Statements (Continued)
(Dollars and shares in thousands)

Note 2. Significant Accounting Policies (Continued)

Crédito con Aval del Estado, the CAE Program), establishing a system of information transparency for higher education, creating an agency to promote accountability by higher education institutions, changing certain corporate governance rules for universities (such as the need for a minimum number of independent directors), and establishing procedures for the approval of transactions between higher education institutions and related parties. Other legislative reforms were promoted by members of the Chilean Congress but were not supported by the previous Chilean government, including proposals to restrict related party transactions between higher education institutions and entities that control them. In November and December 2013, Chile held national elections. The presidential election was won by former president Michelle Bachelet, who assumed office on March 11, 2014, and a political coalition led by Ms. Bachelet won the elections for both houses of the Chilean Congress, in each case for the four years starting March 11, 2014. Although the election platform of the new government mentioned that stronger regulation of higher education was required, it did not contain specific commitments with respect to the abovementioned reforms, other than the creation of a special agency to oversee higher education institutions' compliance with law and regulations. In the second quarter of 2014, the new government announced the withdrawal of all of the prior administration's higher education proposals and its intent to submit new bills to the Chilean Congress.

On July 14, 2015, the Ministry of Education published on its website a "working document" (Documento de Trabajo) entitled "Bases for Reform to the National System of Higher Education", in which it set out a proposed framework for the higher education legislation that it is considering introducing and requested public comment on the proposals not later than August 20, 2015. The principal elements of the proposal include a new regulatory framework for higher education (including a Superintendency of Higher Education), a mandatory common admissions process for all higher education institutions, a mandatory unified accreditation system for all institutions and programs, a new public financing system with the ultimate goal of providing free tuition for all undergraduate students at qualifying higher education institutions that choose to participate, and a prohibition on related party transactions. In order for a higher education institution to be eligible for its undergraduate students to receive free tuition, among other things, the institution would have to be organized as a not-for-profit entity, not have any for-profit entities as members or sponsors of the institution, and own a specified percentage of its fixed assets (which percentage has not yet been specified). The proposals described in the Documento de Trabajo have not been transformed into a legislative proposal and we cannot predict whether any legislative proposal that the Ministry of Education introduces would contain any or all of these terms, or that the Chilean Congress would enact any such legislative proposal. However, if these proposals, or other reform proposals that may be made, were to be enacted, it could have a material adverse effect on our results of operations and financial condition.

On November 27, 2015, the Chilean Congress passed the 2016 budget law (the Budget Law). By means of the Budget Law, the administration sought to implement a policy to grant free access to higher education to students from the first five income deciles who attend certain universities or technical vocational (tech/voc) institutions. For university students, the Budget Law would have required them to be enrolled in universities that either are members of the *Consejo de Rectores de las Universidades Chilenas* (the CRUCH) or are private universities that are not members of the CRUCH that, on September 30, 2015, met the following requirements: (a) being accredited for four years or more; (b) not being related to for-profit legal entities; and (c) having a representative of the students or non-academic personnel as a member of their governing body. For tech/voc students, the Budget

Laureate Education, Inc. and Subsidiaries
Notes to Consolidated Financial Statements (Continued)
(Dollars and shares in thousands)

Note 2. Significant Accounting Policies (Continued)

Law would have required them to be enrolled in institutions organized as not-for-profit legal entities that were accredited for four or more years.

On December 21, 2015, the Constitutional Tribunal (CT) declared portions of the Budget Law dealing with higher education institutions to be unconstitutional, in particular those portions that would require students to attend institutions with specific characteristics in order to obtain free tuition as, under the Chilean Constitution, that would constitute arbitrary discrimination affecting students who are in the same economic condition.

However, a few hours before the CT published the text of its decision, the administration submitted to the Chilean Congress a bill modifying the Budget Law that establishes different conditions to access free higher education (the *ley corta* or Short Law). The Short Law was approved by Congress two days after its submission, on December 23, 2015, and published on December 26, 2015. The Short Law is effective only during 2016 and was not subject to a constitutional challenge.

Under the Short Law, for university students to be eligible for free tuition, they must come from the first five income deciles and enroll either in a State-owned university or in a private university that on December 27, 2015 was accredited for at least four years and controlled by individuals or not-for-profit legal entities. The Short Law excludes tech/voc students from eligibility for free tuition in 2016. However, the Short Law provides that free tuition for tech/voc students will be implemented within three years provided that they attend tech/voc institutions that are accredited for at least four years and are organized as not-for-profit legal entities. The Short Law provided that tech/voc institutions that are currently organized as for-profit entities should, not later than December 27, 2015, state their intention to reorganize as not-for-profit entities in order to be eligible to participate in the free tuition program when it is implemented.

For the period between the effective date of the Short Law and such time as students at tech/voc institutions become eligible to participate in the free tuition program, the Short Law modified the allocations of the *Nuevo Milenio* Scholarship (NMS). The Short Law divided this scholarship program into three parts: (i) NMS I, which grants students who met certain personal conditions scholarships of up to Chilean Peso (CLP) 600 per year; (ii) NMS II, which grants students scholarships of up to CLP 850 per year, provided the students come from the first five income deciles and the tech/voc institution in which they are enrolled is organized as a not-for-profit legal entity or, if the tech/voc institution is not so organized, the institution has stated in writing its intention to become a not-for-profit entity and to be accredited; and (iii) NMS III, which grants students scholarships of up to CLP 900 per year, provided that such students and the institution in which they enroll meet the requirements for NMS II and the tech/voc institution is, on December 31, 2015, accredited for four years or more.

The Chilean universities and tech/voc institutions in the *Laureate International Universities* network do not meet each of these tests, so students at these institutions will not be eligible for free tuition or NMS II or NMS III scholarships under the Short Law. It is possible that the provisions of the Short Law could have a material adverse effect on our results of operations and financial condition.

The Chilean government has also announced that it intends to submit higher education reform legislation during the first half of 2016, which may include making permanent the provisions of the Short Law as well as other provisions, such as the creation of a Superintendency of Higher Education. We anticipate that any such proposed legislation would, if adopted, introduce significant changes to the

Laureate Education, Inc. and Subsidiaries
Notes to Consolidated Financial Statements (Continued)
(Dollars and shares in thousands)

Note 2. Significant Accounting Policies (Continued)

regulatory environment for higher education in Chile and could have a material adverse effect on our results of operations and financial condition.

The Chilean Congress also recently approved legislation that provides for the appointment of a provisional administrator or closing administrator to handle the affairs of failing universities or universities found to have breached their bylaws. In addition, the Chilean Congress has recently approved legislation that would permit, but not require, universities and technical/vocational institutes to include in their bylaws provisions contemplating the participation of students, professors and employees in the governance of the institution.

In June 2012, an investigative committee of the Chilean Chamber of Deputies issued a preliminary report on the Chilean higher education system alleging that certain universities, including the three universities that Laureate controls in Chile, have not complied with the requirements of Chilean law that universities be not-for-profit. Among the irregularities cited in the report are high salaries to board members or top executives, outsourcing of services to related parties, and that universities are being bought and sold by foreign and economic groups. The investigative committee referred its report to the Ministry of Education and to the Public Prosecutor of Chile to determine whether there has been any violation of the law. The Public Prosecutor appointed a regional prosecutor to investigate whether any criminal charges should be brought for alleged violations of the laws on higher education and, more than three years later, no charges have been brought by the regional prosecutor against any institutions in the *Laureate International Universities* network. On July 19, 2012, the Chilean Chamber of Deputies rejected the report of the investigative committee. In December 2012, in light of the criminal prosecution of the former president of the National Accreditation Commission for alleged bribery, the Chilean Chamber of Deputies mandated its Education Commission to be an investigative committee regarding the functioning of the National Accreditation Commission, especially with respect to compliance with the National Accreditation Commission's duty to oversee higher education entities. The Education Commission delivered a report, which was approved by the Chamber of Deputies on October 1, 2013, containing several recommendations to improve regulation of the higher education accreditation system. Additionally, the Chilean Chamber of Deputies approved the creation of a special investigative committee to resume the investigation of higher education performed by the investigative committee that issued the June 2012 report that was previously rejected by the Chamber of Deputies. On January 15, 2014, that investigative committee approved a new report recommending, among other things, improvements to the Chilean higher education system regulations, amendments to the higher education financing system, particularly the CAE Program, imposition of criminal penalties for violation of the requirement that universities be not-for-profit, and support of legislation that would prohibit related party transactions, prohibit the transfer of control of universities, and require universities to have independent board members. The report was approved by the full Chamber of Deputies on April 1, 2014.

On February 18, 2014, the Ministry of Education disclosed that on November 15, 2013 and February 11, 2014, it had initiated internal investigations into Universidad de Las Américas Chile (UDLA Chile) and Universidad Andrés Bello (UNAB Chile), respectively. The investigations were initiated upon referrals from the National Education Council and the National Accreditation Commission, which had conveyed to the Ministry of Education their concerns regarding certain agreements entered into by UDLA Chile and UNAB Chile with their controlling entities, including

Laureate Education, Inc. and Subsidiaries
Notes to Consolidated Financial Statements (Continued)
(Dollars and shares in thousands)

Note 2. Significant Accounting Policies (Continued)

concerns about the amount and real use made by the universities of the services provided under those agreements. The investigations are an initial step by the Ministry of Education to determine whether the Ministry should begin formal sanction proceedings against the universities. The Ministry of Education also disclosed that it had delivered relevant documentation on the matter to the Public Prosecutor. In January 2016, the Ministry of Education announced that it had closed the investigation into UNAB.

While we believe that all of our institutions in Chile are operating in full compliance with Chilean law, we cannot predict the extent or outcome of any educational reforms that may be implemented in Chile, whether the Ministry of Education or the Public Prosecutor will take any action in response to the reports of the Chamber of Deputies investigative committees, or what outcome may result from any investigations undertaken by the Ministry of Education or Public Prosecutor in response to the referrals from the National Education Council and National Accreditation Commission.

The National System of Quality Assurance in Higher Education is a law that establishes a system of institutional accreditation and a process of accreditation of courses of study or programs. The National Accreditation Commission is an autonomous entity that delivers opinions on the institutional accreditation of higher education institutions and authorizes the private agencies in charge of accreditation. Institutional accreditation is required for new students to be eligible to participate in the CAE Program. On October 17, 2013, UDLA Chile was notified by the National Accreditation Commission that its institutional accreditation would not be renewed. UDLA Chile appealed this decision but received a final determination that the appeal was denied on January 22, 2014. UDLA Chile began a new accreditation process during the last quarter of 2015. See also Note 25, Subsequent Events.

Affiliates

When Laureate exercises significant influence over an affiliated entity, but does not control the entity, we account for our investments using the equity method of accounting. Significant influence occurs generally through ownership, directly or indirectly, of at least 20% and up to 50% of the voting interests. Under the equity method of accounting, Laureate records the proportionate share of these investments in Other assets in the Consolidated Balance Sheets. Our proportionate share of income or loss related to these investments is recorded in Equity in net income (loss) of affiliates, net of tax, in the Consolidated Statements of Operations.

Equity investments in which we do not exercise significant influence, generally through ownership of less than 20% of the voting rights, are accounted for using the cost method of accounting. Under the cost method of accounting, the investment is carried at cost on the Consolidated Balance Sheets in Other assets and income is recognized when dividends are received.

Impairments are recognized for an equity or cost method investment when and if the investment suffers an other-than-temporary decline in value. At that time, the investment is adjusted to its new fair value, and the difference is recognized as a loss in our Consolidated Statements of Operations. For equity method investments, this impairment loss is included in Equity in net income (loss) of affiliates, net of tax.

Laureate Education, Inc. and Subsidiaries
Notes to Consolidated Financial Statements (Continued)
(Dollars and shares in thousands)

Note 2. Significant Accounting Policies (Continued)

Business Combinations

Effective January 1, 2009, Laureate adopted the accounting guidance for business combinations as prescribed by ASC 805, "Business Combinations." When we complete a business combination, all tangible and identifiable intangible assets acquired and all liabilities assumed are recorded at fair value. Any excess purchase price is recorded as goodwill. Transaction costs associated with business combinations are expensed as incurred. If Laureate acquires less than 100% of an entity (a partial acquisition) and consolidates the entity upon acquisition, all assets and liabilities, including noncontrolling interests, are recorded at their estimated fair value. When a partial acquisition results in Laureate obtaining control of an entity, Laureate remeasures any previously existing investment in the entity at fair value and records a gain or loss. Partial acquisitions in which Laureate's control does not change are accounted for as equity transactions. Revenues and the results of operations of the acquired business are included in the accompanying Consolidated Financial Statements commencing on the date of acquisition.

During each of the years presented, Laureate acquired businesses that were accounted for using the acquisition method of accounting. Certain acquisitions require the payment of contingent amounts of purchase consideration if specified operating results are achieved in periods subsequent to the acquisition date. For acquisitions consummated on or after January 1, 2009, we record such contingent consideration at fair value on the acquisition date, with subsequent adjustments recognized in Direct costs in our Consolidated Statements of Operations. We classify the subsequent cash payments of contingencies that are recorded at the acquisition date within financing activities in the Consolidated Statements of Cash Flows. Contingent consideration arrangements related to acquisitions consummated prior to January 1, 2009 result in additional goodwill being recorded upon settlement of the underlying contingencies, with the settlement of these contingencies by transfer of cash classified within investing activities in the Consolidated Statements of Cash Flows.

Laureate generally obtains indemnification from the sellers of the higher education institutions upon acquisition for various contingent liabilities that may arise and are related to pre-acquisition events in order to protect itself from economic losses arising from such exposures. Prior to January 1, 2009, we did not record indemnification assets related to any liabilities recorded as part of the purchase price allocation. Instead, an indemnification asset was recorded when the seller was obligated to make a payment under the indemnification and the amount was determined to be reasonably assured of collection. In cases in which the contingent liability was extinguished for an amount less than originally established or the related statute of limitations lapses such that the contingent amount was no longer required to be paid, the remaining liability was reversed, and any difference between the liability's carrying value and settlement amount was recognized in our Consolidated Statements of Operations.

For acquisitions consummated on or after January 1, 2009, we recognize an indemnification asset at the same time and on the same basis as the related indemnified item, subject to any contractual limitations and to the extent that collection is reasonably assured, in accordance with ASC 805. In subsequent periods, changes in the indemnified item are offset by changes in the indemnification asset. We assess the realizability of the indemnification assets each reporting period. However, changes in uncertain income tax positions are recorded as a component of Income tax (expense) benefit, while related changes to the indemnification asset are included in Operating income in the Consolidated Statements of Operations.

Laureate Education, Inc. and Subsidiaries
Notes to Consolidated Financial Statements (Continued)
(Dollars and shares in thousands)

Note 2. Significant Accounting Policies (Continued)

Redeemable Noncontrolling Interests and Equity

In certain cases, Laureate initially purchases a majority ownership interest in a company and uses various put and call arrangements with the noncontrolling interest holders that require or enable us to purchase all or a portion of the remaining minority ownership at a later date. The nature of these Minority Put Arrangements and our accounting for the redeemable noncontrolling interests are discussed below.

Minority Put Arrangements

Minority Put Arrangements give noncontrolling interest holders the right to require Laureate to purchase their shares (i.e., Put option). The Put option price is generally established by multiplying an agreed-upon earnings measurement of the acquired company by a negotiated factor within a specified time frame. The future earnings measurement is based on an agreed-upon set of rules that are not necessarily consistent with GAAP, which we refer to as “non-GAAP earnings.”

Laureate accounts for all of these Minority Put Arrangements as temporary equity in an account presented between liabilities and equity called Redeemable noncontrolling interests and equity on the Consolidated Balance Sheets. This classification is appropriate because the instruments are contingently redeemable based on events outside Laureate’s control. This accounting treatment is in accordance with ASC 480-10-S99, “Distinguishing Liabilities from Equity.”

Redeemable noncontrolling interests are accreted to their redemption value (Put value) over the period from the date of issuance to the first date on which the Put option is exercisable. The change in Put value is recorded against Additional paid-in capital since Laureate has an Accumulated deficit. If Laureate had retained earnings, then the change in Put value would be recorded against retained earnings. In a computation of earnings per share, the accretion of redeemable noncontrolling interests to their redemption value would be a reduction of earnings available to common stockholders.

Foreign Currency Translation and Transaction Gains and Losses

The USD is the functional currency of Laureate and our subsidiaries operating in the United States. Our subsidiaries’ financial statements are maintained in their functional currencies. The functional currency of each of our foreign subsidiaries is the currency of the economic environment in which the subsidiary primarily does business. Our foreign subsidiaries’ financial statements are translated into USD using the exchange rates applicable to the dates of the financial statements. Assets and liabilities are translated into USD using the period-end spot foreign exchange rates. Income and expenses are translated at the weighted-average exchange rates in effect during the period. Equity accounts are translated at historical exchange rates. The effects of these translation adjustments are reported as a component of Accumulated other comprehensive income (loss) included in the Consolidated Statements of Stockholders’ Equity.

Laureate has certain intercompany loans that are deemed to have the characteristics of a long-term investment. That is, the settlement of the intercompany loan is not planned or anticipated in the foreseeable future. Transaction gains and losses related to these types of loans are recorded as a component of Accumulated other comprehensive income (loss) included in the Consolidated Statements of Stockholders’ Equity. Transaction gains and losses related to all other intercompany loans

Laureate Education, Inc. and Subsidiaries
Notes to Consolidated Financial Statements (Continued)
(Dollars and shares in thousands)

Note 2. Significant Accounting Policies (Continued)

are included in Foreign currency exchange gain (loss), net in the Consolidated Statements of Operations.

For any transaction that is in a currency different from the entity's functional currency, Laureate records a gain or loss based on the difference between the exchange rate at the transaction date and the exchange rate at the transaction settlement date (or rate at period end, if unsettled) as Foreign currency exchange gain (loss), net in the Consolidated Statements of Operations.

Cash and Cash Equivalents

Laureate considers all highly liquid investments that are purchased with an original maturity of three months or less to be cash equivalents.

The Department of Education of the Hunan Province in China considers it prudent for universities in Hunan to demonstrate that they have adequate cash to meet operational needs for the remainder of the academic year. Although there is no formal rule or law, it is customary to retain on the university's year-end balance sheet approximately 25% of the cash received from the September enrollment cycle. It is the Company's position that this is not a restricted cash requirement and therefore this cash has been classified as Cash and cash equivalents on the Company's Consolidated Balance Sheets.

Restricted Cash and Investments

Laureate's United States institutions participate in the United States Department of Education (DOE) Title IV student financing assistance lending programs (Title IV programs). Restricted cash and investments includes cash equivalents and short-term investments held to collateralize standby letters of credit in favor of the DOE. Letters of credit are required by the DOE in order to allow our United States institutions to participate in the Title IV program. In addition, Laureate may have restricted cash in escrow pending potential acquisition transactions, hold a United States deposit for a letter of credit in lieu of a surety bond, or otherwise have cash that is not immediately available for use in current operations.

Financial Instruments

Laureate's financial instruments consist of cash and cash equivalents, restricted cash, accounts and notes receivable, other receivables, accounts payable, amounts due to shareholders of acquired companies, derivative instruments, debt, capital lease obligations, and redeemable noncontrolling interests and equity. Except for debt, as discussed in Note 9, Debt, the fair value of these financial instruments approximates their carrying amounts reported in the Consolidated Balance Sheets. Additional information about fair value is provided in Note 20, Fair Value Measurement.

Our cash accounts are maintained with high-quality financial institutions with no significant concentration in any one institution. Our accounts receivable are not concentrated with any one significant customer. Our United States institutions participate in the DOE Title IV program and certain Chilean institutions in the Laureate network participate in a government-sponsored student financing program known as the CAE Program. During the course of the year, Laureate could have material receivables related to Title IV and the CAE Program.

Laureate Education, Inc. and Subsidiaries
Notes to Consolidated Financial Statements (Continued)
(Dollars and shares in thousands)

Note 2. Significant Accounting Policies (Continued)

Accounts and Notes Receivable

We recognize student receivables when an academic session begins, although students generally enroll in courses prior to the start of the academic session. Receivables are recognized only to the extent that amounts are due and collection is reasonably assured.

Laureate offers long-term financing through note receivable agreements with students at certain of our institutions. These notes receivable generally are not collateralized. Non-interest bearing, long-term student receivables are recorded at present value using a discount rate approximating the unsecured borrowing rate for an individual. Differences between the present value and the principal amount of long-term student receivables are accreted through Interest income over their terms. Certain of our institutions have sold certain long-term student receivables to local financial institutions. These transactions were deemed sales of receivables and the receivables were derecognized from our Consolidated Balance Sheets.

Certain Chilean institutions in the Laureate network also participate in the CAE Program. In this program, these institutions provide guarantees to third-party financing institutions for tuition loans made to qualifying students. Refer to Note 11, Commitments and Contingencies, for further discussion of this program.

Allowance for Doubtful Accounts

Receivables are deemed to be uncollectible when they have been outstanding for two years, or earlier when collection efforts have ceased, at which time they are written off. Prior to that, Laureate records an allowance for doubtful accounts to reduce our receivables to their net realizable value. Our allowance estimation methodology is based on the age of the receivables, the status of past-due amounts, historical collection trends, current economic conditions, and student enrollment status. In the event that current collection trends differ from historical trends, an adjustment is made to the allowance account and bad debt expense.

Property and Equipment, and Leased Assets

Property and equipment includes land, buildings, furniture, equipment, software, library books, leasehold improvements, and construction in-progress. We record property and equipment at cost less accumulated depreciation and amortization. Software that is developed for internal use is classified within the line item titled Furniture, equipment and software in our Consolidated Balance Sheets. Repairs and maintenance costs are expensed as incurred. Assets under construction are recorded in Construction in-progress until they are available for use. Interest is capitalized as a component of the cost of projects during the construction period.

We conduct a significant portion of our operations at leased facilities. Laureate analyzes each lease agreement to determine whether it should be classified as a capital or an operating lease. We recognize operating lease rent expense on a straight-line basis over the expected term of each lease. In some instances, we enter into arrangements in which the landlord will construct real estate assets to be used for our business operations. In some cases, we are responsible for construction cost overruns or nonstandard tenant improvements. Laureate reviews these leases to determine whether we bear substantially all of the construction period risks and, therefore, should be considered for accounting

Laureate Education, Inc. and Subsidiaries
Notes to Consolidated Financial Statements (Continued)
(Dollars and shares in thousands)

Note 2. Significant Accounting Policies (Continued)

purposes to be the “owner” of the real estate project. If we are deemed to be the owner we are required to capitalize the construction costs on our Consolidated Balance Sheet. Upon completion of the project, we perform a sale-leaseback analysis pursuant to guidance on accounting for leases to determine if we can remove the assets from our Consolidated Balance Sheet. For some of these leases, we are considered to have “continuing involvement,” which precludes us from derecognizing the assets from our Consolidated Balance Sheet when construction is complete (a failed sale-leaseback). In conjunction with these leases, we capitalize the construction costs on our Consolidated Balance Sheet and also record financing obligations representing payments owed to the landlord. We do not report rent expense for the properties which are owned for accounting purposes. For capital leases, we initially record the assets at the lower of fair value or the present value of the future minimum lease payments, excluding executory costs. If the lease agreement includes a legal obligation that requires the leased premises to be returned in a predetermined condition, we recognize an asset retirement obligation and a corresponding depreciating asset, when such an asset exists.

Depreciation is recorded on a straight-line basis over the estimated useful lives of the assets. Leasehold improvements, including structural improvements, are amortized using the straight-line method over the lesser of the estimated useful life of the asset or the lease term, including reasonably-assured renewals or purchase options that are considered likely to be exercised. Laureate includes the amortization of assets recorded under capital leases within depreciation expense. Assets under capital leases are typically amortized over the related lease term using the straight-line method.

Depreciation and amortization periods are as follows:

Buildings	3 - 50 years
Furniture, equipment and software	2 - 15 years
Leasehold improvements	2 - 25 years

Land Use Rights

Certain of our institutions in China, Malaysia, Mexico and Turkey have obtained land use rights for certain time periods from government authorities. Land use rights allow us to use the land to build our campus facilities. Upon expiry of a land use right, it will either be renewed or the land will be returned to the government authority. Land use rights are stated at cost less accumulated amortization and any recognized impairment loss. Amortization is provided on a straight-line basis over the respective term of the land use right agreement, and is recorded as rent expense within Direct costs in our Consolidated Statements of Operations.

Direct and Deferred Costs

Direct costs reported on the Consolidated Statements of Operations represent the cost of operations, including selling and administrative expenses, which are directly attributable to specific business units.

Deferred costs on the Consolidated Balance Sheets consist primarily of direct costs associated with online course development and accreditation. Deferred costs associated with the development of online educational programs are capitalized after technological feasibility has been established. Deferred

Laureate Education, Inc. and Subsidiaries
Notes to Consolidated Financial Statements (Continued)
(Dollars and shares in thousands)

Note 2. Significant Accounting Policies (Continued)

online course development costs are amortized to Direct costs on a straight-line basis over the estimated period that the associated products are expected to generate revenues. Deferred online course development costs are evaluated on a quarterly basis through review of the corresponding course catalog. If a course is no longer listed or offered in the current course catalog, then the costs associated with its development are written off. As of December 31, 2015 and 2014, the unamortized balances of online course development costs were \$54,461 and \$56,292, respectively. Laureate defers direct and incremental third-party costs incurred for obtaining initial accreditation and for the renewal of accreditations. These accreditation costs are amortized to Direct costs over the life of the accreditation on a straight-line basis. As of December 31, 2015 and 2014, the unamortized balances of accreditation costs were \$3,708 and \$3,202, respectively.

At December 31, 2015 and 2014, Laureate's total Deferred costs were \$156,033 and \$140,322, respectively, with accumulated amortization of \$(97,864) and \$(80,828), respectively.

Debt Issuance Costs

On January 1, 2016, Laureate adopted ASU 2015-03, which simplified the presentation of debt issuance costs by requiring debt issuance costs to be presented as a deduction from debt. This makes the presentation of debt issuance costs consistent with the presentation of debt discounts or premiums. The recognition and measurement guidance for debt issuance costs is not affected, therefore these costs will continue to be amortized as interest expense. At adoption, the new guidance was applied retrospectively to all prior periods presented.

Debt issuance costs were paid as a result of certain debt transactions and are presented as a deduction from debt. These debt issuance costs are amortized over the term of the associated debt instruments. The amortization expense is recognized as a component of Interest expense in the Consolidated Statements of Operations. As of December 31, 2015 and 2014, the unamortized balances of debt issuance costs were \$69,294 and \$80,094, respectively.

Goodwill, Other Intangible Assets and Long-lived Assets

Goodwill

Goodwill primarily represents the amounts paid by Wengen in excess of the fair value of the net assets acquired in the merger transaction (see Note 7, Goodwill and Other Intangible Assets), plus the excess purchase price over fair value of net assets for businesses acquired after the merger transaction.

Goodwill is evaluated annually as of October 1st each year for impairment at the reporting unit level, in accordance with ASC 350, "Intangibles—Goodwill and Other." We also evaluate goodwill for impairment on an interim basis if events or changes in circumstances between annual tests indicate that the asset may be impaired. Goodwill is impaired when the carrying amount of a reporting unit's goodwill exceeds its implied fair value. A reporting unit is defined as a component of an operating segment for which discrete financial information is available and regularly reviewed by management of the segment. We have not made material changes to the methodology used to assess impairment loss during the past three fiscal years.

We have the option of first performing a qualitative assessment (i.e., step zero) before calculating the fair value of the reporting unit (i.e., step one of the two-step fair value-based impairment test). If

Laureate Education, Inc. and Subsidiaries
Notes to Consolidated Financial Statements (Continued)
(Dollars and shares in thousands)

Note 2. Significant Accounting Policies (Continued)

we determine on the basis of qualitative factors that the fair value of the reporting unit is more likely than not less than the carrying amount, the two-step impairment test is required.

If we do not perform the qualitative assessment for a reporting unit or determine that it is more likely than not that the fair value of a reporting unit is less than its carrying amount, a quantitative two-step fair value-based test is performed. In the first step, we estimate the fair value of each reporting unit, utilizing a weighted combination of a discounted cash flow analysis and a market multiples analysis. If the recorded net assets of the reporting unit are less than the reporting unit's estimated fair value, then there is no goodwill deemed to be impaired. If the recorded net assets of the reporting unit exceed its estimated fair value, then goodwill is potentially impaired and Laureate calculates the implied fair value of goodwill, by deducting the estimated fair value of all tangible and identifiable intangible net assets of the reporting unit from the estimated fair value of the reporting unit. If the recorded amount of goodwill exceeds this implied fair value, the difference is recognized as a Loss on impairment of assets in the Consolidated Statements of Operations.

Our valuation approach utilizes a weighted combination of a discounted cash flow analysis and a market multiples analysis, where available. The discounted cash flow analysis relies on historical data and internal estimates, which are developed as a part of our long-range plan process, and includes an estimate of terminal value based on these expected cash flows using the generally accepted Gordon Dividend Growth formula, which derives a valuation using an assumed perpetual annuity based on the reporting unit's residual cash flows. The discount rate is based on the generally accepted Weighted Average Cost of Capital methodology, and is derived using a cost of equity based on the generally accepted Capital Asset Pricing Model and a cost of debt based on the typical rate paid by market participants. The market multiples analysis utilizes multiples of business enterprise value to revenues, operating income and earnings before interest, taxes, depreciation and amortization of comparable publicly traded companies and multiples based on fair value transactions where public information is available. Significant assumptions used in estimating the fair value include: (1) discount and growth rates, and (2) our long-range plan which includes enrollment, pricing, planned capital expenditures and operating margins. Management reviews the sum of the estimated fair value of all Laureate's reporting units to Laureate's enterprise value to corroborate the results of its weighted combination approach to determining fair value.

Other Intangible Assets

Other intangible assets on the Consolidated Balance Sheets include acquired indefinite-lived Tradenames, which are valued using the relief-from-royalty method. This method estimates the amount of royalty expense that we would expect to incur if the assets were licensed from a third party. We use publicly available information and proprietary third-party arm's length agreements that Laureate has entered into with various licensors in determining certain assumptions to assist us in estimating fair value using market participant assumptions. Any costs incurred to internally develop new tradenames are expensed as incurred. Accreditations are not considered a separate unit of account and their values are embedded in the cash flows generated by the institution, which are used to value its tradename. The Company does not believe accreditations have significant value on their own due to the fact that they are neither exclusive nor scarce, and the direct costs associated with obtaining accreditations are not material.

Laureate Education, Inc. and Subsidiaries
Notes to Consolidated Financial Statements (Continued)
(Dollars and shares in thousands)

Note 2. Significant Accounting Policies (Continued)

Indefinite-lived intangibles are evaluated annually as of October 1st of each year for impairment as well as on an interim basis if events or changes in circumstances between annual tests indicate that the asset may be impaired. The impairment test for indefinite-lived intangible assets generally requires a new determination of the fair value of the intangible asset using the relief-from-royalty method. If the fair value of the intangible asset is less than its carrying value, the intangible asset is adjusted to its new estimated fair value, and an impairment loss is recognized.

Other intangible assets on the Consolidated Balance Sheets also include intangible assets with finite useful lives such as acquired student rosters and non-compete agreements. We use the income approach to establish the asset values of these intangible assets. The cost of finite-lived intangible assets is amortized on a straight-line basis over the intangible assets' estimated useful lives.

Long-lived Assets

Long-lived assets, including finite-lived intangible assets, are reviewed for impairment whenever events or changes in circumstances indicate that the carrying amount of an asset or group of assets may not be fully recoverable. These events or changes in circumstances may include, but are not limited to, a significant deterioration of operating results, a change in regulatory environment, changes in business plans, or adverse changes in anticipated future cash flows. If an impairment indicator is present, we evaluate recoverability by a comparison of the carrying amount of the assets to future undiscounted net cash flows expected to result from the use and eventual disposition of the assets. If the assets are determined to be impaired, the impairment recognized is the excess of the carrying amount over the fair value of the assets. Fair value is generally determined by the discounted cash flow method. The discount rate used in any estimate of discounted cash flows is the rate commensurate with a similar investment of similar risk.

Derivative Instruments

In the normal course of business, our operations have significant exposure to fluctuations in foreign currency values and interest rate changes. Accordingly, Laureate mitigates a portion of these risks through a risk-management program that includes the use of derivative financial instruments (derivatives). Laureate selectively enters into foreign exchange forward contracts to reduce the earnings impact related to receivables and payables that are denominated in foreign currencies. In addition, Laureate uses interest rate swaps to mitigate certain risks associated with floating-rate debt arrangements. We do not engage in speculative or leveraged transactions, nor do we hold or issue derivatives for trading purposes. Laureate reports all derivatives on our Consolidated Balance Sheets at fair value. Realized and unrealized gains and/or losses resulting from derivatives are recognized in our Consolidated Statements of Operations, unless designated and effective as a hedge.

For derivatives that are both designated and effective as cash flow hedges, gains or losses associated with the change in fair value of the derivatives are recognized on our Consolidated Balance Sheets as a component of Accumulated other comprehensive income (loss) and amortized over the term of the related hedged items.

Revenue Recognition

Laureate's revenues primarily consist of tuition and educational service revenues. We also generate revenues from student fees, dormitory/residency fees, and education-related activities. Revenues are

Laureate Education, Inc. and Subsidiaries
Notes to Consolidated Financial Statements (Continued)
(Dollars and shares in thousands)

Note 2. Significant Accounting Policies (Continued)

reported net of scholarships and other discounts, refunds, waivers and the fair value of any guarantees made by Laureate related to student financing programs. Laureate's institutions have various billing and academic cycles. Collectibility is determined on a student-by-student basis at the time of enrollment. Generally, students cannot re-enroll for the next academic session without satisfactory resolution of any past-due amounts. Tuition revenues are recognized ratably on a weekly straight-line basis over each academic session. Deferred revenue and student deposits on our Consolidated Balance Sheets consist of tuition paid prior to the start of academic sessions and unearned tuition amounts recorded as accounts receivable after an academic session begins. If a student withdraws from an institution, Laureate's obligation to issue a refund depends on the refund policy at that institution and the timing of the student's withdrawal. Generally, our refund obligations are reduced over the course of the academic term. We record refunds as a reduction of Deferred revenue and student deposits, as applicable. Once a student withdraws, the Company recognizes revenue on a cash basis as collectability is not reasonably assured. Dormitory revenues are recognized over the occupancy period. Revenues from the sale of educational products are generally recognized upon delivery and when collectability is reasonably assured. Student fees and other revenues, which include revenues from contractual arrangements with unconsolidated institutions, are recognized as earned over the appropriate service period.

The following table shows the components of Revenues as a percentage of total net revenue for the periods presented:

<u>For the years ended December 31,</u>	<u>2015</u>		<u>2014</u>		<u>2013</u>	
Tuition and educational services	\$4,562,704	106%	\$4,651,178	105%	\$4,064,537	104%
Student fees	129,521	3%	129,267	3%	120,090	3%
Dormitory / residency	75,759	2%	76,664	2%	70,898	2%
Other	225,785	5%	254,189	6%	212,957	5%
Gross revenue	4,993,769	116%	5,111,298	116%	4,468,482	114%
Less: Discounts / waivers / scholarships . .	(702,110)	(16)%	(696,616)	(16)%	(554,601)	(14)%
Total	<u>\$4,291,659</u>	<u>100%</u>	<u>\$4,414,682</u>	<u>100%</u>	<u>\$3,913,881</u>	<u>100%</u>

Advertising

Laureate expenses advertising costs as incurred. Advertising expenses were \$278,296, \$290,830 and \$265,383 for the years ended December 31, 2015, 2014 and 2013, respectively, and are recorded in Direct costs in our Consolidated Statements of Operations.

Share-based Compensation

Share-based compensation expense is based on the grant-date fair value estimated in accordance with the provisions of ASC 718, "Compensation—Stock Compensation." Laureate recognizes share-based compensation expense, less estimated forfeitures, on a straight-line basis over the requisite service period for time based awards and graded vesting basis for performance based awards. Laureate estimates forfeitures based on historical activity, expected employee turnover, and other qualitative factors which are adjusted for changes in estimates and award vesting. All expenses for an award will be recognized by the time it becomes fully vested.

Laureate Education, Inc. and Subsidiaries
Notes to Consolidated Financial Statements (Continued)
(Dollars and shares in thousands)

Note 2. Significant Accounting Policies (Continued)

We use the Black-Scholes-Merton option pricing model to calculate the fair value of stock options. This option valuation model requires the use of subjective assumptions, including the estimated fair value of the underlying common stock, the expected stock price volatility, and the expected term of the option. The estimated fair value of the underlying common stock is based on third-party valuations. Our volatility estimates are based on a peer group of companies. We estimate the expected term of awards to be the weighted average mid-point between the vesting date and the end of the contractual term. We use this method to estimate the expected term since we do not have sufficient historical exercise data.

Laureate has granted restricted stock, restricted stock units, stock options, and performance awards for which the vesting is based on annual performance metrics of the Company. For interim periods, we use our year-to-date actual results, financial forecasts, and other available information to estimate the probability of the award vesting based on the performance metrics.

Income Taxes

Laureate records the amount of taxes payable or refundable for the current year. Deferred income tax assets and liabilities are recorded with respect to temporary differences in the accounting treatment of items for GAAP financial reporting purposes and for income tax purposes. Deferred tax assets and liabilities are measured using enacted tax rates in effect for the year in which those temporary differences are expected to be recovered or settled. The effect on deferred tax assets and liabilities of a change in tax rates is recognized in earnings in the period in which the new rate is enacted. Where, based on the weight of all available evidence, it is more likely than not that some portion of recorded deferred tax assets will not be realized, a valuation allowance is established for the amount that, in management's judgment, is sufficient to reduce the deferred tax asset to an amount that is more likely than not to be realized.

A tax position must meet a minimum probability threshold before a financial statement benefit is recognized. The minimum threshold is defined as a tax position that is more likely than not to be sustained upon examination by the applicable taxing authority, including resolution of any related appeals or litigation processes, based on the technical merits of the position and having full knowledge of all relevant information.

We earn a significant portion of our income from subsidiaries located in countries outside the United States. Deferred tax liabilities have not been recognized for undistributed foreign earnings because management believes that the earnings will be indefinitely reinvested outside the United States under the Company's planned tax neutral methods. Our assertion that earnings from our foreign operations will be indefinitely reinvested is supported by projected working capital and long-term capital plans in each foreign subsidiary location in which the earnings are generated. Additionally, we believe that we have the ability to indefinitely reinvest foreign earnings based on our domestic operation's cash repatriation strategies, projected cash flows, projected working capital and liquidity, and the expected availability of capital within the debt or equity markets. If our expectations change based on future developments such that some or all of the undistributed earnings of our foreign subsidiaries may be remitted to the United States in the foreseeable future, we will be required to recognize deferred tax expense and liabilities on those amounts.

Laureate Education, Inc. and Subsidiaries
Notes to Consolidated Financial Statements (Continued)
(Dollars and shares in thousands)

Note 2. Significant Accounting Policies (Continued)

For additional information regarding income taxes and deferred tax assets and liabilities, see Note 15, Income Taxes.

Contingencies

Laureate accrues for contingent obligations when it is probable that a liability is incurred and the amount or range of amounts is reasonably estimable. As new facts become known to management, the assumptions related to a contingency are reviewed and adjustments are made, as necessary. Any legal costs incurred related to contingencies are expensed as incurred.

Recently Issued Accounting Standards

Accounting Standards Update (ASU) No. 2016-02 (ASU 2016-02), Leases (Topic 842)

On February 25, 2016, the Financial Accounting Standards Board (FASB) issued ASU 2016-02. Lessees will need to recognize on their balance sheet a right-of-use asset and a lease liability for virtually all of their leases (other than leases that meet the definition of a short-term lease). The liability will be equal to the present value of lease payments. The asset will be based on the liability, subject to adjustment, such as for initial direct costs. For income statement purposes, the FASB retained a dual model, requiring leases to be classified as either operating or finance. Operating leases will result in straight-line expense (similar to current operating leases) while finance leases will result in a front-loaded expense pattern (similar to current capital leases). Classification will be based on criteria that are largely similar to those applied in current lease accounting, but without explicit bright lines. The standard is effective for Laureate beginning January 1, 2019. Early adoption is permitted. The new standard must be adopted using a modified retrospective transition, and provides for certain practical expedients. Transition will require application of the new guidance at the beginning of the earliest comparative period presented. Laureate is evaluating the impact of ASU 2016-02 on our Consolidated Financial Statements.

ASU No. 2016-01 (ASU 2016-01), Financial Instruments—Overall (Subtopic 815-10)

In January 2016, the FASB issued ASU 2016-01 in order to enhance the reporting model for financial instruments to provide users of financial statements with more decision-useful information. The amendments in this ASU require all equity investments (except those accounted for under the equity method of accounting or those that result in consolidation of the investee) to be measured at fair value, with changes in fair value recognized through net income. In addition, the amendments in this ASU require that entities that have elected to measure financial instruments at fair value must disclose, as a separate item in comprehensive income, the portion of the total change in fair value of a liability resulting from a change in instrument-specific credit risk.

This ASU is effective for Laureate beginning January 1, 2018 and amendments should be applied as a cumulative-effect adjustment to the balance sheet as of the beginning of the fiscal year of adoption. The amendments related to equity securities without readily determinable fair values should be applied prospectively to equity investments that exist as of the date of adoption of the ASU. We are currently evaluating the impact of ASU 2016-01 on our Consolidated Financial Statements.

Laureate Education, Inc. and Subsidiaries
Notes to Consolidated Financial Statements (Continued)
(Dollars and shares in thousands)

Note 2. Significant Accounting Policies (Continued)

ASU No. 2015-17 (ASU 2015-17), Income Taxes (Topic 740)

In November 2015, the FASB issued ASU 2015-17 as a part of the Simplification Initiative and in response to concerns that the current requirement that entities separate deferred income tax liabilities and assets into current and noncurrent amounts results in little or no benefit to users of the financial statements. This classification does not generally align with the time period in which the recognized deferred tax amounts are expected to be recovered or settled and there are costs incurred by an entity to separate deferred income tax liabilities and assets into current and noncurrent amounts. The amendments in this ASU aim to simplify this presentation by requiring that deferred tax liabilities and assets be classified as noncurrent in a classified statement of financial position, which aligns the GAAP presentation of deferred income tax assets and liabilities with International Financial Reporting Standards (IFRS).

This ASU is effective for Laureate beginning January 1, 2017, and may be applied either prospectively to all deferred tax liabilities and assets or retrospectively to all periods presented. Early adoption is permitted as of the beginning of an interim or annual reporting period. We are currently evaluating the impact of ASU 2015-17 on our Consolidated Financial Statements.

ASU No. 2015-16 (ASU 2015-16), Business Combinations (Topic 805)

On September 25, 2015, the FASB issued ASU 2015-16 as a part of the Simplification Initiative and in response to concerns that the requirement to retrospectively apply adjustments made to provisional amounts recognized in a business combination adds costs and complexity to financial reporting, but does not significantly improve the usefulness of the information provided to users. The amendments in this ASU require that adjustments to provisional amounts that are identified by the acquirer during the measurement period be recognized in the reporting period in which the adjustment amounts are identified, rather than retrospectively.

The amendments in this ASU also require that the acquirer record, in the same period's financial statements, the effect on earnings of changes in depreciation, amortization or other income effects, if any, as a result of the change to the provisional amounts, calculated as if the accounting had been completed at the acquisition date. The acquirer must also present separately on the face of the income statement or disclosure in the notes the portion of the amount recorded in current-period earnings by line item that would have been recorded in previous reporting periods if the adjustment to the provisional amounts had been recognized as of the acquisition date.

The guidance is effective for Laureate beginning January 1, 2016, and should be applied prospectively. Early adoption is permitted for financial statements that have not yet been made available for issuance. We do not expect ASU 2015-16 to have a material impact on our Consolidated Financial Statements.

ASU No. 2015-07 (ASU 2015-07), Fair Value Measurement (Topic 820)—Disclosures for Investments in Certain Entities that Calculate Net Asset Value per Share (or Its Equivalent)

On May 1, 2015, the FASB issued ASU 2015-07. Under the amendments in this ASU, investments for which fair value is measured at net asset value per share (or its equivalent) using the practical expedient should not be categorized in the fair value hierarchy. Removing those investments from the fair value hierarchy not only eliminates the diversity in practice resulting from the way in which

Laureate Education, Inc. and Subsidiaries
Notes to Consolidated Financial Statements (Continued)
(Dollars and shares in thousands)

Note 2. Significant Accounting Policies (Continued)

investments measured at net asset value per share (or its equivalent) with future redemption dates are classified, but also ensures that all investments categorized in the fair value hierarchy are classified using a consistent approach.

The amendments in ASU 2015-07 are effective for public business entities for fiscal years beginning after December 15, 2015, and interim periods within those fiscal years. A reporting entity should apply the amendments retrospectively to all periods presented. The retrospective approach requires that an investment for which fair value is measured using the net asset value per share practical expedient be removed from the fair value hierarchy in all periods presented in an entity's financial statements. Laureate plans to adopt ASU 2015-07 on January 1, 2016 and believes this guidance will apply to the deferred compensation plan assets discussed in Note 20, Fair Value Measurement.

ASU No. 2015-03 (ASU 2015-03), Interest—Imputation of Interest (Subtopic 835-30): Simplifying the Presentation of Debt Issuance Costs

On April 7, 2015, the FASB issued ASU 2015-03, which simplifies the presentation of debt issuance costs by requiring debt issuance costs to be presented as a deduction from debt. This will make the presentation of debt issuance costs consistent with the presentation of debt discounts or premiums. It also addresses the long-standing conflict with the conceptual framework, since FASB Concepts Statement No. 6, "Elements of Financial Statements", requires that assets provide future economic benefit, which debt issuance costs do not. ASU 2015-03 will also align GAAP with IFRS, which requires transaction costs, including third-party costs and creditor fees, to be deducted from the carrying value of the financial liability and not recorded as a separate asset. The new guidance is limited to simplifying the presentation of debt issuance costs. The recognition and measurement guidance for debt issuance costs is not affected. Therefore, these costs will continue to be amortized as interest expense using the effective interest method pursuant to ASC 835-30-35-2 through 35-3.

The guidance is effective for Laureate beginning January 1, 2016. Upon adoption, an entity must apply the new guidance retrospectively to all prior periods presented in the financial statements. The impact on our December 31, 2015 Consolidated Balance Sheet is stated in the 'Direct and Deferred Costs' section above. An entity is also required in the year of adoption (and in interim periods within that year) to provide certain disclosures about the change in accounting principle, including the nature of and reason for the change, the transition method, a description of the prior-period information that has been retrospectively adjusted and the effect of the change on the financial statement line items (that is, debt issuance cost asset and the debt liability).

ASU No. 2015-02 (ASU 2015-02) Consolidation (Topic 810)

On February 18, 2015, the FASB issued ASU 2015-02, in response to stakeholders' concerns about the requirement to consolidate certain legal entities where the reporting entity's contractual rights do not give it the ability to act primarily on its own behalf, the reporting entity does not hold a majority of the legal entity's voting rights, or the reporting entity is not exposed to a majority of the legal entity's economic benefits or obligations. Financial statement users asserted that in certain of those situations in which consolidation is ultimately required, deconsolidated financial statements are necessary to better analyze the reporting entity's economic and operational results. ASU 2015-02 affects reporting

Laureate Education, Inc. and Subsidiaries
Notes to Consolidated Financial Statements (Continued)
(Dollars and shares in thousands)

Note 2. Significant Accounting Policies (Continued)

entities that are required to evaluate whether they should consolidate certain legal entities. This ASU provides a revised consolidation model that requires the following:

1. modify the evaluation of whether limited partnerships and similar legal entities are VIEs or voting interest entities;
2. eliminate the presumption that a general partner should consolidate a limited partnership;
3. affect the consolidation analysis of reporting entities that are involved with VIEs, particularly those that have fee arrangements and related party relationships; and
4. provide a scope exception from consolidation guidance for reporting entities with interests in legal entities that are required to comply with or operate in accordance with requirements that are similar to those in Rule 2a-7 of the Investment Company Act of 1940 for registered money market funds.

ASU 2015-02 is effective for public business entities for fiscal years, and for interim periods within those fiscal years, beginning after December 15, 2015. For all other entities, ASU 2015-02 is effective for fiscal years beginning after December 15, 2016, and for interim periods within fiscal years beginning after December 15, 2017. Early adoption is permitted. We do not expect ASU 2015-02 to have a material impact on our Consolidated Financial Statements.

ASU No. 2014-09, (ASU 2014-09): Revenue from Contracts with Customers (Topic 606)

On May 28, 2014, the FASB issued ASU 2014-09, which supersedes the revenue recognition requirements in Topic 605, “*Revenue Recognition*” and most industry-specific guidance. The core principle of ASU 2014-09 is that a company will recognize revenue when it transfers promised goods or services to customers in an amount that reflects the consideration to which the company expects to be entitled in exchange for those goods or services. On July 9, 2015, the FASB deferred the effective date of ASU 2014-09. The new revenue standard is effective for fiscal years, and interim periods within those years, beginning after December 15, 2017 (January 1, 2018 for Laureate) and allows either a full retrospective adoption to all periods presented or a modified retrospective adoption approach with the cumulative effect of initial application of the revised guidance recognized at the date of initial application. We are beginning to evaluate the adoption alternatives and the impact of ASU 2014-09 on our Consolidated Financial Statements.

Note 3. Discontinued Operations and Assets Held for Sale

Discontinued Operations

In December 2012, Laureate approved a plan to sell Universidad Del Desarrollo Profesional, SC (UNIDEP), an institution in Mexico that was included in the LatAm segment. This subsidiary met the conditions to be reported as discontinued operations in our financial statements, based on the guidance in ASC 205-20, “*Presentation of Financial Statements-Discontinued Operations*” (ASC 205-20). The sale of UNIDEP was completed on January 23, 2013 for a sale price of approximately \$40,600, or 516,300 Mexican Pesos (MXN), resulting in a gain on sale of \$4,350, net of income tax expense of \$1,864.

Laureate Education, Inc. and Subsidiaries
Notes to Consolidated Financial Statements (Continued)
(Dollars and shares in thousands)

Note 3. Discontinued Operations and Assets Held for Sale (Continued)

UNIDEP was sold since it no longer met Laureate’s strategic objectives. It will not generate any continuing cash flows for the Company. Summarized operating results of the discontinued operations for the year ended December 31, 2013 are presented in the following table:

Revenues	\$ 691
Income from discontinued operations, net of tax of \$0	796
Gain on sale of discontinued operations, net of tax of \$1,864.	4,350

Assets Held for Sale

Les Roches and Glion

During the fourth quarter of 2014, our GPS segment entered into a sale-leaseback agreement for a portion of the campuses of two of our institutions in Switzerland, Glion Institute of Higher Education (Glion), and Les Roches International School of Hotel Management (Les Roches). The asset group did not meet the conditions required in ASC 205-20 to be reported as discontinued operations in our Consolidated Financial Statements as it did not have discrete cash flow information; however the asset group did meet the criteria for classification as held for sale under ASC 360-10-45-9, “Long-Lived Assets Classified as Held for Sale.” Accordingly, as of December 31, 2014, the assets were classified as held for sale and recorded at their carrying value, which was lower than ‘fair value less cost to sell’. Of the total \$141,856 of Long-term assets held for sale recorded on the Consolidated Balance Sheet at December 31, 2014, \$137,878 relates to this Swiss sale-leaseback transaction, including Land of \$33,695 and Buildings of \$104,183.

In the first quarter of 2015, the sale of the assets was completed and Laureate received net proceeds of approximately \$182,000, resulting in a gain on sale of approximately \$36,000, which was deferred and will be recognized into income over the lease term of 20 years. A portion of the net proceeds was used to repay mortgage debt related to the asset group. During the year ended December 31, 2015, Laureate recorded a Loss on debt extinguishment of \$932 as a result of mortgage breakage fees that were paid in connection with the repayment of the mortgage debt.

INTI Education Holdings Sdn Bhd (INTI)

As of December 31, 2014, INTI, in our AMEA segment, had recorded \$3,978 of assets held for sale related to our Sarawak campus in Malaysia. During the first quarter of 2015 the conditions precedent for the transaction were met and the sale was completed, with title to the assets transferred to the buyer. The total purchase price was Malaysian Ringgit (MYR) 21,850 (approximately US \$5,400). INTI recognized a gain on sale of the Sarawak assets of approximately \$2,200, which was recorded as a reduction of Direct costs in our Consolidated Statement of Operations.

Note 4. Acquisitions

2015 Acquisitions

During the year ended December 31, 2015, Laureate consummated the business acquisitions outlined below, which are included in our Consolidated Financial Statements commencing from the dates of acquisition.

Laureate Education, Inc. and Subsidiaries
Notes to Consolidated Financial Statements (Continued)
(Dollars and shares in thousands)

Note 4. Acquisitions (Continued)

Australia

In July 2015, our AMEA segment acquired the assets and the business of Chifley Business School (CBS) in Australia for a cash purchase price of Australian Dollar (AUD) 600 (US \$464 at the acquisition date), plus debt assumed of AUD 1,000 (US \$772 at the acquisition date). We accounted for this as a business combination. Payment of the debt is to be made in two installments of AUD 500 (US \$386 at the acquisition date), in January 2016 and January 2017, and the first installment was paid in January 2016. For this acquisition, Revenues, Operating income and Net income attributable to Laureate Education, Inc. were immaterial for the year ended December 31, 2015.

Portugal

On March 27, 2015, we acquired IADE-Instituto de Artes Visuais Design e Marketing, S.A. (IADE), Ensigest-Gestão de Estabelecimentos de Ensino, S.A. (Ensigest), Ensicorporate-Educação Corporativa, Lda. (Ensicorporate), and Gemeo-Gabinete de Estudos de Mercado e Opinião do IPAM, Lda. (Gemeo). IADE, Ensigest, and Ensicorporate operate a total of four higher education institutions in Portugal. Gemeo was a for-profit services company that conducted market research. In addition, IADE and Ensigest control Europeia ID, a not-for-profit association that we have determined is a VIE and that is consolidated by Laureate since we are the VIE's primary beneficiary. Hereafter, we collectively refer to all of the entities that were consolidated as a result of this acquisition as IADE Group.

The total purchase price of IADE Group was \$10,403, which includes an initial cash payment of \$6,476, a seller note of \$3,238 and a deferred payment of \$689 related to a working capital settlement. The seller note is discussed further in Note 5, Due to Shareholders of Acquired Companies. The purchase of IADE Group allows Laureate to expand its existing presence in Portugal. The goodwill recorded for IADE Group is related to the incremental value this acquisition brings to the *Laureate International Universities* network and Laureate's existing operations in Portugal by expanding our presence and adding synergies to Laureate's operations. For this acquisition, Revenues of \$8,194, Operating income of \$971 and Net income of \$806 are included in the Consolidated Statement of Operations for the year ended December 31, 2015.

Laureate Education, Inc. and Subsidiaries
Notes to Consolidated Financial Statements (Continued)
(Dollars and shares in thousands)

Note 4. Acquisitions (Continued)

The Consolidated Financial Statements include the operating results of IADE Group and CBS from the dates of acquisition. The following table summarizes the estimated fair values of all assets acquired and liabilities assumed at the dates of acquisition:

	<u>IADE Group Portugal</u>	<u>CBS Australia</u>	<u>Total</u>
Current assets	\$ 1,476	\$ 4	\$ 1,480
Property and equipment	335	33	368
Goodwill	5,980	989	6,969
Tradenames	6,071	342	6,413
Other intangible assets	1,616	—	1,616
Long-term indemnification assets	2,084	—	2,084
Other long-term assets	518	—	518
Total assets acquired	<u>18,080</u>	<u>1,368</u>	<u>19,448</u>
Current portion of long-term debt	—	386	386
Other current liabilities	3,124	132	3,256
Long-term debt, less current portion	—	386	386
Other long-term liabilities	4,553	—	4,553
Total liabilities	<u>7,677</u>	<u>904</u>	<u>8,581</u>
Net assets acquired attributable to Laureate Education, Inc.	10,403	464	10,867
Debt assumed	<u>—</u>	<u>772</u>	<u>772</u>
Net assets acquired attributable to Laureate Education, Inc. plus debt assumed	<u>\$10,403</u>	<u>\$1,236</u>	<u>\$11,639</u>
Net assets acquired	\$10,403	\$ 464	\$10,867
Cash acquired	(235)	—	(235)
Seller notes and deferred payments	<u>(3,927)</u>	<u>—</u>	<u>(3,927)</u>
Net cash paid at acquisition	<u>\$ 6,241</u>	<u>\$ 464</u>	<u>\$ 6,705</u>

2015 Summary

The amounts recorded in the 2015 acquisitions are provisional as Laureate is in the process of finalizing the amounts recorded for the assets and liabilities primarily related to intangible assets, goodwill, deferred taxes and tax contingencies. None of the goodwill related to the 2015 acquisitions is expected to be deductible for income tax purposes. As part of the purchase price allocations for the 2015 acquisitions, Laureate recorded liabilities for taxes other-than-income tax related contingencies of \$571 and labor contingencies of \$1,466. In addition, we recorded total long-term indemnification assets of \$2,084. Pro forma results of operations for the acquisitions completed during 2015 have not been presented because the effects of those acquisitions were not material to the Company's financial results.

Laureate Education, Inc. and Subsidiaries
Notes to Consolidated Financial Statements (Continued)
(Dollars and shares in thousands)

Note 4. Acquisitions (Continued)

Other 2015 Transactions

India

In April 2015, the Company acquired the remaining 5% noncontrolling interest in M-Power for a purchase price of \$2,852. This payment was included in Payments to purchase noncontrolling interests in the Consolidated Statement of Cash Flows.

Malaysia

During the year ended December 31, 2015, we acquired an additional 2.7% noncontrolling interest in INTI Malaysia for \$2,499. This payment was included in Payments to purchase noncontrolling interests in the Consolidated Statement of Cash Flows. This transaction increased Laureate's ownership interest in INTI to approximately 90%.

2014 Acquisitions

During the year ended December 31, 2014, Laureate consummated the business acquisitions outlined below, which are included in our Consolidated Financial Statements commencing from the dates of acquisition.

South Africa

In August 2013, we made an investment of \$2,237 for a 25% ownership interest in a for-profit entity that controls Monash South Africa (MSA), a not-for-profit institution in South Africa. In February 2014, Laureate assumed control of MSA and acquired real estate for a total purchase price of \$44,386, for a total ownership interest in the for-profit entity of 75%. The purchase price consisted of the initial investment of \$2,237 made in 2013, a cash payment of \$6,712, and deferred payments totaling \$35,437 (Australian Dollar (AUD) 42,500). Refer to Note 5, Due to Shareholders of Acquired Companies for a description of the deferred payments. The goodwill recorded for MSA relates primarily to the incremental value provided by introducing a new market to our students and adding potential synergies to our network. MSA was converted to a for-profit institution during the first quarter of 2015. For this acquisition, Revenues of \$22,701, Operating income of \$1,925 and Net loss of \$(397) are included in the Consolidated Statement of Operations for the year ended December 31, 2014.

Brazil

On August 12, 2014, the Company acquired Faculdade Porto-Alegrense (FAPA), an institution in Porto Alegre, Brazil. The total purchase price was \$4,148, and was paid in the form of two seller notes with a total discounted present value of approximately \$3,003, plus an additional deferred payment of approximately \$1,145. The deferred payment of \$1,145 was paid in September 2014. Refer to Note 5, Due to Shareholders of Acquired Companies, for further description of the two seller notes. The acquisition of FAPA increases Laureate's presence in Brazil, one of our fastest growing markets, by accelerating campus expansion that was planned at Centro Universitário Ritter dos Reis (UniRitter), another Laureate institution operating in Porto Alegre. The goodwill recorded for this acquisition relates to the incremental value that FAPA brings to the *Laureate International Universities* network and

Laureate Education, Inc. and Subsidiaries
Notes to Consolidated Financial Statements (Continued)
(Dollars and shares in thousands)

Note 4. Acquisitions (Continued)

the existing Laureate operations in Brazil. For this acquisition, Revenues of \$4,078, Operating loss of \$(56) and Net loss of \$(290) are included in the Consolidated Statement of Operations for the year ended December 31, 2014.

On September 12, 2014, Laureate acquired an affiliated group of higher educational institutions in Brazil, collectively referred to as FMU. The total purchase price was \$387,603, which was paid with seller notes totaling \$96,829 and cash paid at closing of \$290,641, net of cash acquired of \$133. Refer to Note 5, Due to Shareholders of Acquired Companies, for further description of the seller notes. The cash paid at acquisition included approximately \$231,000 of cash, including accrued interest, that had been held by Laureate in an escrow bank account prior to the acquisition date and was recorded as Restricted cash and investments. The remainder of the cash paid at closing was financed through borrowings from third-party lenders, as described in Note 9, Debt. The original purchase price of FMU was approximately Brazilian Reais (BRL) 1,000,000 (approximately US \$427,000 at the acquisition date). The agreement also required all interest earned on the escrow bank account deposit, which totaled approximately BRL 35,000, to be included in the purchase price paid to the sellers at closing. This total purchase price of BRL 1,035,000 was reduced to approximately BRL 930,000 as a result of Laureate assuming additional obligations from the sellers of approximately BRL 105,000.

After the discount of approximately BRL 23,000 to record the seller notes at their net present value, the purchase price recorded for FMU was approximately BRL 907,000 (US \$387,603 at the date of acquisition). FMU is Laureate's largest acquisition to date, and the goodwill recorded for the FMU acquisition relates to the incremental value that FMU provides to the *Laureate International Universities* network by significantly expanding our presence into the high-quality value institution market in Brazil. For this acquisition, Revenues of \$73,083, Operating income of \$8,644 and Net loss of \$(4,030) are included in the Consolidated Statement of Operations for the year ended December 31, 2014.

Laureate Education, Inc. and Subsidiaries
Notes to Consolidated Financial Statements (Continued)
(Dollars and shares in thousands)

Note 4. Acquisitions (Continued)

The Consolidated Financial Statements include the operating results of MSA, FAPA and FMU from the dates of acquisition. The following table summarizes the estimated fair values of all assets acquired and liabilities assumed at the dates of acquisition:

	MSA South Africa	FAPA Brazil	FMU Brazil	Total
Current assets	\$ 9,845	\$ 5,675	\$ 37,156	\$ 52,676
Property and equipment	30,360	985	34,435	65,780
Goodwill	25,197	5,435	395,804	426,436
Tradenames	—	—	95,291	95,291
Other intangible assets	—	2,664	72,911	75,575
Long-term indemnification assets	—	3,811	132,279	136,090
Other long-term assets	—	1,296	41,857	43,153
Total assets acquired	65,402	19,866	809,733	895,001
Current portion of long-term debt	1,350	—	19,871	21,221
Other current liabilities	13,756	9,706	63,473	86,935
Long-term debt, less current portion	838	—	11,343	12,181
Other long-term liabilities	—	6,012	327,443	333,455
Total liabilities	15,944	15,718	422,130	453,792
Noncontrolling interests	5,072	—	—	5,072
Net assets acquired attributable to Laureate Education, Inc.	44,386	4,148	387,603	436,137
Debt assumed	2,188	—	31,214	33,402
Net assets acquired attributable to Laureate Education, Inc. plus debt assumed	\$ 46,574	\$ 4,148	\$418,817	\$ 469,539
Net assets acquired	\$ 44,386	\$ 4,148	\$387,603	\$ 436,137
Cash acquired	(7,043)	(3,153)	(133)	(10,329)
Seller notes and deferred payments	(35,437)	(4,148)	(96,829)	(136,414)
Fair value of existing investment	(2,237)	—	—	(2,237)
Net cash (received) paid at acquisition	\$ (331)	\$ (3,153)	\$290,641	\$ 287,157

2014 Summary

During 2014, we paid \$788 of additional purchase price for a working capital settlement related to THINK: Education Group Pty. Ltd. (THINK), which we acquired on December 20, 2013. This payment, in addition to the \$287,157 of total net cash paid for the acquisitions of MSA, FAPA and FMU, resulted in \$287,945 of total cash used for Business acquisitions, net of cash acquired, during the year ended December 31, 2014, as shown in the Consolidated Statement of Cash Flows. For all of the 2014 acquisitions, the allocations of purchase price consideration are no longer subject to revision, as the measurement period has closed. No material adjustments were made during 2015 to complete the allocations of purchase price consideration. Except for FMU, the goodwill related to the 2014 acquisitions is not deductible for income tax purposes. As part of the purchase price allocations for the

Laureate Education, Inc. and Subsidiaries
Notes to Consolidated Financial Statements (Continued)
(Dollars and shares in thousands)

Note 4. Acquisitions (Continued)

2014 acquisitions, Laureate recorded liabilities of \$41,222 for uncertain income tax positions and liabilities of \$89,172 for contingencies related to taxes other-than-income tax.

Unaudited Proforma Results

The unaudited proforma combined historical results of Laureate, as if MSA, FAPA and FMU had been acquired as of January 1, 2013, are:

	2014	2013
Revenues	\$4,555,876	\$4,153,505
Net loss	(179,920)	(50,589)

These amounts have been calculated after applying Laureate’s accounting policies and adjusting the results to reflect additional depreciation and amortization that would have been charged assuming the fair value adjustments to property, plant, and equipment, and amortizable intangible assets had been recorded as of January 1, 2013. In addition, pro forma adjustments have been made to reflect the impact of certain indemnifications that the sellers agreed to provide us for certain contingent liabilities. These unaudited pro forma combined results of operations have been prepared for comparative purposes only, and they do not purport to be indicative of the results of operations that actually would have resulted had the acquisitions occurred on the date indicated, or that may result in the future.

Other 2014 Transactions

Malaysia

During the third quarter of 2014, Laureate acquired an additional 2.9% ownership interest in INTI Education Holdings Sdn Bhd (INTI) for cash consideration of \$3,055. This payment was included in Payments to purchase noncontrolling interests in the Consolidated Statement of Cash Flows for the year ended December 31, 2014.

During the fourth quarter of 2014, Laureate acquired an additional 6.4% ownership interest in INTI for total purchase consideration of approximately \$6,783, of which approximately \$6,200 was paid in 2014 and \$583 was a deferred payment that was paid in 2015. See Note 5, Due to Shareholders of Acquired Companies, for further discussion of the deferred payment. The consideration paid in 2014 was paid with cash of approximately \$1,000 and settlement of the approximately \$5,200 of related party note receivable and interest that was owed to Laureate by the noncontrolling interest holder.

Thailand

During the year ended December 31, 2014, we acquired additional ownership interest in Fareast Stamford International Co., Ltd. (FES), increasing Laureate’s ownership interest in FES from approximately 92% to approximately 99%. FES has the license to operate Stamford International University (Stamford, together with FES, “STIU”). The purchase price for the additional ownership interest was \$312, and is included in Payments to purchase noncontrolling interests in the Consolidated Statement of Cash Flows for the year ended December 31, 2014.

Laureate Education, Inc. and Subsidiaries
Notes to Consolidated Financial Statements (Continued)
(Dollars and shares in thousands)

Note 4. Acquisitions (Continued)

2013 Acquisitions

During the year ended December 31, 2013, Laureate consummated the acquisitions outlined below, which are included in our Consolidated Financial Statements commencing from the dates of acquisition.

India

On April 8, 2013, we acquired an equity interest of approximately 95% in M-Power Energy India Pvt. Limited (M-Power), a for-profit services company. The total purchase price was \$53,940 and included \$44,067 in cash paid at closing and a seller note of \$9,873. In April 2015, the Company acquired the remaining 5% noncontrolling interest in M-Power for a purchase price of \$2,852. On the April 8, 2013 acquisition date of M-Power, we also gained a controlling membership interest of a not-for-profit society, a VIE, which in turn controls two educational institutions that are also not-for-profit entities which are VIEs: the University of Technology & Management (UTM) and the University of Petroleum and Energy Studies (UPES). The not-for-profit entities cannot declare dividends. Hereafter we refer to M-Power, the not-for-profit society, UTM and UPES collectively as the "M-Power Group." As discussed in Note 2, Significant Accounting Policies, Laureate has determined that it is the primary beneficiary of these VIEs and has consolidated these VIEs. The goodwill recorded for the M-Power Group relates primarily to the incremental value this acquisition brings to the *Laureate International Universities* network, by introducing a new market for Laureate in India at the time of the acquisition. For this acquisition, Revenues of \$18,007, Operating income of \$1,309 and Net income of \$1,422 are included in the Consolidated Statement of Operations for the year ended December 31, 2013.

France

On July 11, 2013, Laureate assumed control of the European Business School Group (EBS Group) in France by accepting the designation of Laureate-controlled entities as members with majority voting rights over the governing bodies of the EBS Group. The EBS Group is a VIE that consists of four entities, two of which are institutions that are legally organized as not-for-profit entities, and two of which are for-profit service companies. Laureate was not required to pay any purchase consideration and is not committed to make any future payments in connection with this transaction. We believe that the legal control mechanisms give Laureate control over the EBS Group, our contractual arrangements with the EBS Group represent a variable interest, and that Laureate is the primary beneficiary of this VIE. Accordingly, the liabilities, earnings and losses of the EBS Group were consolidated effective July 11, 2013. For this acquisition, Revenues of \$8,538, Operating loss of \$(748) and Net loss of \$(410) are included in the Consolidated Statement of Operations for the year ended December 31, 2013.

United States

On November 21, 2013, Laureate acquired 80% of the ownership and voting rights of the University of St. Augustine for Health Sciences, LLC (St. Augustine). St. Augustine operates an educational institution with several locations in the United States that provide graduate degree programs in physical and occupational therapy. The purchase price for the 80% equity interest was

Laureate Education, Inc. and Subsidiaries
Notes to Consolidated Financial Statements (Continued)
(Dollars and shares in thousands)

Note 4. Acquisitions (Continued)

\$76,800, which decreased to \$75,026 as a result of working capital adjustments required by the purchase agreement. The purchase price included a cash payment at closing of \$57,997, a five-year promissory note for \$14,000, and a deferred payment for a final working capital adjustment of \$3,029, as discussed below. Details of the promissory note are further discussed in Note 5, Due to Shareholders of Acquired Companies. The remaining 20% noncontrolling interest held by the sellers is subject to a put/call option with an exercise price based on a fixed multiple of Adjusted EBITDA, as defined in the agreement. The put/call option is discussed further in Note 11, Commitments and Contingencies. The goodwill recorded for St. Augustine can be primarily attributed to the incremental value this acquisition brings to the *Laureate International Universities* network by being the first Laureate institution in the United States to offer physical and occupational therapy degree programs. During the first quarter of 2014, Laureate and the seller completed a working capital adjustment that was required by the purchase agreement, which required Laureate to pay the seller an additional \$3,029 in March 2014. For this acquisition, Revenues of \$4,068, Operating income of \$1,055 and Net income of \$131 are included in the Consolidated Statement of Operations for the year ended December 31, 2013.

Australia

On December 20, 2013, Laureate acquired the remaining 80% ownership interest of THINK for a purchase price of \$114,255, which includes the fair value of our 20% equity-method investment in THINK. At the date we acquired the remaining 80% ownership interest of THINK, we remeasured our 20% equity-method investment to fair value and recorded a gain of approximately \$5,860, which is classified as Other income (expense), net in the Consolidated Statements of Operations. The investment was remeasured to fair value using a discounted cash flow approach, factoring in the control premium that was included in the purchase price for the remaining 80% ownership interest. THINK is a portfolio of eight private post-secondary education providers in Australia that deliver degrees through both campus-based and online institutions, with programs in business, hospitality, design, and health sciences. The investment in THINK allows Laureate to expand its existing presence in Australia. The goodwill recorded for THINK is related to the incremental value this acquisition brings to the *Laureate International Universities* network and Laureate's existing operations in Australia, by expanding our presence and adding potential synergies to Laureate's operations. For this acquisition, Revenues of \$1,363, Operating loss of \$(665) and Net loss of \$(727) are included in the Consolidated Statement of Operations for the year ended December 31, 2013.

Laureate Education, Inc. and Subsidiaries
Notes to Consolidated Financial Statements (Continued)
(Dollars and shares in thousands)

Note 4. Acquisitions (Continued)

The Consolidated Financial Statements include the operating results of M-Power Group, EBS Group, St. Augustine and THINK from the dates of acquisition. The following table summarizes the estimated fair values of all assets acquired and liabilities assumed at the dates of acquisition:

	M-Power Group India	EBS Group France	St. Augustine USA	THINK Australia	Total
Current assets	\$11,820	\$ 4,988	\$ 6,707	\$ 16,837	\$ 40,352
Property and equipment	33,594	6,037	52,424	34,719	126,774
Goodwill	21,272	—	49,198	88,785	159,255
Tradenames	11,526	918	29,367	15,650	57,461
Other intangible assets	—	—	7,287	11,885	19,172
Other long-term assets	127	945	317	247	1,636
Total assets acquired	78,339	12,888	145,300	168,123	404,650
Current portion of long-term debt	1,833	794	345	2,620	5,592
Other current liabilities	12,235	7,130	5,782	22,330	47,477
Long-term debt, less current portion	2,219	4,205	47,735	18,734	72,893
Other long-term liabilities	5,273	759	—	10,184	16,216
Total liabilities	21,560	12,888	53,862	53,868	142,178
Noncontrolling interests	2,839	—	16,412	—	19,251
Net assets acquired attributable to Laureate Education, Inc.	53,940	—	75,026	114,255	243,221
Debt assumed	4,052	4,999	48,080	21,354	78,485
Net assets acquired attributable to Laureate Education, Inc. plus debt assumed	\$57,992	\$ 4,999	\$123,106	\$135,609	\$321,706
Net assets acquired	\$53,940	\$ —	\$ 75,026	\$114,255	\$243,221
Cash acquired	(8,066)	(1,137)	(5,797)	(5,296)	(20,296)
Seller notes and deferred payments	(9,873)	—	(17,029)	—	(26,902)
Fair value of existing investment	—	—	—	(18,473)	(18,473)
Net cash paid (received) at acquisition	\$36,001	\$(1,137)	\$ 52,200	\$ 90,486	\$177,550

2013 Summary

For all of the 2013 acquisitions, the allocations of the purchase price consideration are no longer subject to revision, as the measurement period has closed. No material adjustments were made during 2014 to complete the allocations of purchase price consideration. Except for St. Augustine, none of the goodwill related to the 2013 acquisitions is expected to be deductible for income tax purposes. As part of the purchase price allocations for the 2013 acquisitions, Laureate recorded liabilities of \$2,019 for uncertain income tax positions and liabilities of \$746 for contingencies related to taxes other-than-income tax.

Laureate Education, Inc. and Subsidiaries
Notes to Consolidated Financial Statements (Continued)
(Dollars and shares in thousands)

Note 4. Acquisitions (Continued)

Unaudited Proforma Results

The unaudited proforma combined historical results of Laureate for 2013, as if St. Augustine and THINK had been acquired as of January 1, 2012, are:

	2013
Revenues	\$4,046,955
Net loss	(81,245)

Pro forma results of operations for the M-Power Group and EBS Group acquisitions completed during 2013 have not been presented because the effects of those acquisitions were not material to the Company's financial results. These amounts have been calculated after applying Laureate's accounting policies and adjusting the results to reflect additional depreciation and amortization that would have been charged assuming the fair value adjustments to property, plant, and equipment, and amortizable intangible assets had been applied. In addition, pro forma adjustments have been made for the interest incurred for financing the acquisitions. Taxes have also been adjusted for the effect of the items discussed. These unaudited pro forma combined results of operations have been prepared for comparative purposes only, and they do not purport to be indicative of the results of operations that actually would have resulted had the acquisitions occurred on the date indicated, or that may result in the future.

Other 2013 Transactions

Turkey

In January 2013, the Company acquired the remaining 25% noncontrolling interest in CH Holding Netherlands BV (CH Holding). The total purchase price of \$29,000 includes an initial cash payment of \$5,000, which was made on January 24, 2013, and an additional \$24,000 of deferred purchase price payable over the next five years, as further disclosed in Note 5, Due to Shareholders of Acquired Companies. As a result of this transaction, Laureate now owns 100% of CH Holding.

Brazil

In April 2013, Laureate closed a transaction to acquire the remaining 49% ownership interest in Universidade Anhembi Morumbi (UAM Brazil) for BRL 225,621 (approximately US \$95,456 at the transaction date), after receiving approval from the Conselho Administrativo de Defesa Econômica (CADE). The purchase price was paid as a deposit in two installments totaling \$11,138. The first installment of \$1,122 was paid in December 2012. The second installment of \$10,016 was paid in the first quarter of 2013. The remaining balance will be paid in nine equal installments, as further discussed in Note 5, Due to Shareholders of Acquired Companies. The payments made in 2013 are classified in Payments to purchase noncontrolling interests in the Consolidated Statement of Cash Flows for the year ended December 31, 2013. As a result of this transaction, Laureate now owns 100% of UAM Brazil. In addition to acquiring the remaining 49% equity interest from the minority shareholders, Laureate also reduced its future lease obligations over a six-year period since a portion of the consideration was allocated to prepaid rent.

Laureate Education, Inc. and Subsidiaries
Notes to Consolidated Financial Statements (Continued)
(Dollars and shares in thousands)

Note 4. Acquisitions (Continued)

United States

In July 2013, we invested \$5,000 in Coursera, a private education company headquartered in Mountain View, California that operates a leading massive open online course (MOOC) platform. Laureate's \$5,000 investment is recorded in Proceeds from (investments in) affiliates in the Consolidated Statement of Cash Flows for the year ended December 31, 2013, and was part of a series B round of funding totaling \$43,000 made by an investor group. As a social entrepreneurship company and leader in the rapidly accelerating MOOC movement, Coursera partners with top-tier universities and institutions to provide free online courses across a broad range of disciplines, while also acknowledging the important role traditional institutions play in the future of education. We are accounting for the Coursera investment as a cost-method investment.

South Africa

In August 2013, we made an investment of \$2,237 in Monash South Africa (MSA), an institution in South Africa, which is recorded in Proceeds from (investments in) affiliates in the Consolidated Statement of Cash Flows for the year ended December 31, 2013. In addition to this investment, we also committed to fund additional amounts of approximately \$2,200 in the first quarter of 2014 and approximately \$4,500 on December 31, 2014, in return for a controlling financial interest in MSA beginning in the first quarter of 2014. A final payment is due in 2018, the amount of which will be determined based on 7.0 times MSA's 2017 EBITDA, less debt and prior payments, as defined in the agreement. The maximum amount of the final payment due in 2018 is approximately \$11,500. Further, we committed to acquire certain real estate in 2014 for a cash payment of approximately \$4,600 and a note payable of approximately \$23,000 that matures in January 2019 and carries an annual interest rate of 6.75%. In February 2014, we completed the planned transactions to obtain a controlling financial interest in MSA and acquired the real estate we had committed to purchase. Accordingly, under our accounting policy we began consolidating MSA in February 2014.

Spain

In January 2013, Laureate invested an additional \$1,549 in HSM Group Management Focus Europe Global S. L. (HSM), an equity-method investment, which is recorded in Proceeds from (investments in) affiliates in the Consolidated Statement of Cash Flows for the year ended December 31, 2013. During the third quarter of 2013, this additional investment was written down to a carrying value of zero. On March 5, 2015, Laureate and HSM's other owners completed the sale of HSM. See Note 17, Related Party Transactions for further discussion.

Note 5. Due to Shareholders of Acquired Companies

The amounts due to shareholders of acquired companies generally arise in connection with Laureate's acquisition of a majority or all of the ownership interest of certain subsidiaries. Promissory notes payable to the sellers of acquired companies, referred to as "seller notes," are commonly used as a means of payment for business acquisitions. Seller note payments are generally classified as Payments of deferred purchase price for acquisitions within financing activities in our Consolidated Statement of

Laureate Education, Inc. and Subsidiaries
Notes to Consolidated Financial Statements (Continued)
(Dollars and shares in thousands)

Note 5. Due to Shareholders of Acquired Companies (Continued)

Cash Flows. The amounts due to shareholders of acquired companies, currencies, and interest rates applied were as follows:

<u>December 31,</u>	<u>2015</u>	<u>2014</u>	<u>Nominal Currency</u>	<u>Interest Rate %</u>
Faculdades Metropolitanas Unidas Educacionais (FMU)	\$ 70,512	\$ 89,348	BRL	CDI
Universidade Anhembi Morumbi (UAM Brazil)	48,172	70,894	BRL	CDI + 2%
Monash South Africa (MSA)	26,662	28,828	AUD	n/a, 6.75%
CH Holding Netherlands B.V. (CH Holding)	12,745	16,421	USD	n/a
University of St. Augustine for Health Sciences, LLC (St. Augustine)	11,550	14,000	USD	7%
Universidad Tecnologica Centroamericana (UNITEC Honduras)	6,764	8,242	HNL	IIBC
IADE Group	3,994	—	EUR	3%
Universidad Autonoma de Veracruz, S.C. (Veracruz)	2,225	2,607	MXN	CETES
Faculdade-Porto-Alegrense (FAPA)	2,090	2,769	BRL	IGP-M
Universidade Europeia (UE)	1,541	3,316	EUR	3%
Centro de Desenvolvimento Pessoal e Empresarial Ltda. (CEDEPE)	464	865	BRL	CDI
Instituto Brasileiro de Medicina de Reabilitação (Uni IBMR)	—	4,428	BRL	IPCA
Think: Education Group Pty. Ltd. (THINK)	—	3,273	AUD	n/a
Universidad Privada del Norte S.A.C. (UPN)	—	1,275	PEN	n/a
M-Power Group	—	1,212	INR	10%
INTI Education Holdings Sdn Bhd (INTI)	—	583	MYR	n/a
Total due to shareholders of acquired companies	<u>186,719</u>	<u>248,061</u>		
Less: Current portion of due to shareholders of acquired companies	<u>21,050</u>	<u>26,048</u>		
Due to shareholders of acquired companies, less current portion	<u>\$165,669</u>	<u>\$222,013</u>		

AUD: Australian Dollar
BRL: Brazilian Real
EUR: European Euro
HNL: Honduran Lempira
INR: Indian Rupee
MXN: Mexican Peso
MYR: Malaysian Ringgit
PEN: Peruvian Nuevo Sol
USD: United States Dollar

CDI: Certificados de Depósitos Interbancários (Brazil)
CETES: 28 day Certificados de la Tesoreria de la Federación (Mexico)
IIBC: Índice de Inflación del Banco Central (Honduras)
IPCA: Índice Nacional de Preços ao Consumidor Amplo (Brazil)
IGP-M: General Index of Market Prices (Brazil)

Laureate Education, Inc. and Subsidiaries
Notes to Consolidated Financial Statements (Continued)
(Dollars and shares in thousands)

Note 5. Due to Shareholders of Acquired Companies (Continued)

The aggregate annual maturities of Due to shareholders of acquired companies as of December 31, 2015 were as follows:

2016	\$ 21,452
2017	89,199
2018	36,169
2019	29,162
2020	10,160
Thereafter	<u>8,159</u>
Aggregate maturities	194,301
Less: imputed interest discount	<u>(7,582)</u>
Total	<u>\$186,719</u>

FMU

As described in Note 4, Acquisitions, the acquisition of FMU was partially financed with seller notes having an aggregate principal amount of BRL 250,000 (US \$63,808 at December 31, 2015). The maturity date of the notes is September 12, 2017, the third anniversary of the acquisition closing date, and the aggregate principal balance will be adjusted from the closing date until the date of payment based on 100% of the CDI rate. These notes were recorded on the acquisition date at their discounted present values, which will all be accreted over the term of the notes. As of December 31, 2015, the aggregate carrying value of the notes was \$70,512.

UAM Brazil

As described in Note 4, Acquisitions, in April 2013 Laureate closed a transaction to acquire the remaining 49% ownership interest in UAM Brazil. A portion of the acquisition was financed with a seller note in the amount of BRL 200,808 (US \$51,253 at December 31, 2015), which is scheduled to be paid in nine equal installments of BRL 22,312 (US \$5,695 at December 31, 2015), adjusted for inflation based on CDI plus 200 basis points. The initial three installments were paid during the years ended December 31, 2013, 2014, and 2015. The remaining six installments are due annually on August 31st of each year. The eighth and ninth installments are subject to acceleration and will be paid on August 31, 2019, along with the seventh installment, if a certain financial performance target is achieved in 2018, as described in the purchase agreement. On the closing date we recorded the note payable at its discounted present value, which will be accreted over the term of the note. As of December 31, 2015, the carrying value of the note was \$48,172.

MSA

As described in Note 4, Acquisitions, Laureate financed a portion of the acquisition of MSA with two seller notes and a final earn-out payment. The first seller note of AUD 5,000 (US \$4,072 at payment date) was paid in December 2014.

The second seller note of AUD 25,000 is payable in five installments. The first four installments of AUD 1,000 (US \$727 at December 31, 2015) are due annually beginning on January 1, 2015, and the

Laureate Education, Inc. and Subsidiaries
Notes to Consolidated Financial Statements (Continued)
(Dollars and shares in thousands)

Note 5. Due to Shareholders of Acquired Companies (Continued)

fifth installment of AUD 21,000 (US \$15,261 at December 31, 2015) is due on January 1, 2019. Laureate paid the first and second installments of AUD 1,000 each during the years ended December 31, 2014 and 2015. The note carries an annual interest rate of 6.75%, which was deemed to be at market. As of December 31, 2015, the carrying value of the second seller note was US \$18,794.

The final earn-out payment is due in 2018, the amount of which will be determined based on 7.0 times MSA's 2017 EBITDA, less debt and prior payments, as defined in the agreement. The maximum amount of the final installment is AUD 12,500 (US \$9,084 at December 31, 2015). Since the final earn-out payment bears interest at a lower-than-market rate, we imputed the interest and recorded the amount on the acquisition date at the total discounted present value, which will be accreted over the remaining term and had an aggregate carrying value of \$7,868 at December 31, 2015.

CH Holding

As described in Note 4, Acquisitions, in January 2013, Laureate financed a portion of the acquisition of the remaining minority interest in CH Holding with a seller note. The principal amount of the seller note is \$24,000 and repayment is due in five annual installments. The first four installments of \$5,000 are due on each of the first four anniversary dates of closing and the fifth installment of \$4,000 is due on the fifth anniversary date of closing. The first three installments of \$5,000 were paid in January 2014, 2015, and 2016, respectively. The seller note is non-interest bearing. Accordingly, at the acquisition date, we imputed the interest and recorded the note payable at its discounted present value of approximately \$17,500, which will be accreted over the term of the note. During the year ended December 31, 2015, Laureate recorded accretion on the note, resulting in a carrying value of \$12,745 as of December 31, 2015.

St. Augustine

As described in Note 4, Acquisitions, on November 21, 2013, Laureate acquired 80% of the ownership and voting rights of the University of St. Augustine. A portion of the purchase price was financed with a five-year seller note in the amount of \$14,000. The promissory note incurs interest at an annual rate of 7%, which is payable quarterly beginning on January 1, 2014, and the entire principal balance is payable on November 21, 2018. During the year ended December 31, 2015, this note payable and a receivable from the former owner were reduced by \$2,450 following the resolution of certain pre-acquisition matters.

UNITEC Honduras

In July 2005, Laureate assumed control of UNITEC Honduras and agreed to cause UNITEC Honduras to honor its severance and retirement payment obligations with the founders. Pursuant to this agreement, UNITEC Honduras is required until 2020 to make monthly payments, which are adjusted annually for inflation based on the IIBC. The monthly payment as of December 31, 2015 was HNL 2,876 (US \$129). We originally recorded the obligation at its present value based on an incremental borrowing rate of 5%.

Laureate Education, Inc. and Subsidiaries
Notes to Consolidated Financial Statements (Continued)
(Dollars and shares in thousands)

Note 5. Due to Shareholders of Acquired Companies (Continued)

IADE Group

As discussed in Note 4, Acquisitions, the acquisition of IADE Group was partially financed with a seller note in the amount of EUR 3,000 (US \$3,293 at December 31, 2015). The seller note carries an annual interest rate of 3% and is payable in three equal installments of EUR 1,000 (US \$1,098 at December 31, 2015) at 18 months after the acquisition date, 36 months after the acquisition date, and 60 months after the acquisition date. Additionally, during 2015 a working capital adjustment of EUR 639 (US \$701 at December 31, 2015) was recorded in accordance with the purchase agreement. As of December 31, 2015, the total carrying value of the liability was \$3,994.

Veracruz

On January 14, 2011, Laureate financed a portion of the acquisition of Veracruz with a promissory note payable to the sellers and deferred payments for then-unresolved tax matters. The principal amount of the promissory note is MXN 38,437 (US \$2,225 as of December 31, 2015), and the obligation was fully paid at maturity in January 2016.

FAPA

As described in Note 4, Acquisitions, the acquisition of FAPA was financed in part with two seller notes having an aggregate principal amount of BRL 9,164 (US \$2,339 at December 31, 2015). The first seller note of BRL 3,055 (US \$780 at December 31, 2015) is due on August 12, 2018, the fourth anniversary of the acquisition closing date, and the second seller note of BRL 6,109 (US \$1,559 at December 31, 2015) is due on August 12, 2019, the fifth anniversary of the acquisition closing date. The principal amount of each seller note shall be adjusted according to the variation of the IGP-M until the notes' maturities. Laureate recorded these seller notes at their discounted present values at the acquisition date, which will be accreted over the terms of the notes. During the fourth quarter of 2014, an additional working capital adjustment was accrued and then subsequently paid on February 3, 2015 in the amount of BRL 699 (\$263 at date of payment). As of December 31, 2015, the total carrying value of the notes was \$2,090.

UE, formerly ISLA

On April 1, 2011, Laureate financed a portion of the acquisition of UE with two seller notes. The principal amount of the first seller note was EUR 1,485 (US \$1,630 at December 31, 2015), and repayment was made in three equal annual installments of EUR 495 (US \$543 at December 31, 2015) with the final installment paid in 2014. The first seller note was non-interest bearing. The principal amount of the second seller note is EUR 4,650 (US \$5,103 at December 31, 2015) and is payable in five installments. The first three annual installments of EUR 550 (US \$604) were paid on December 31, 2012, 2013 and 2014. The fourth annual installment of EUR 1,500 (US \$1,646) was paid on December 31, 2015 and the final annual installment of EUR 1,500 (US \$1,646) is payable on December 31, 2016. The annual interest rate on the second seller note is 3%. Since the notes bear interest at lower than market rates, at the acquisition date Laureate recorded the seller notes at the present value of EUR 4,870 (US \$6,866 at the date of acquisition), which is being accreted over the terms of the notes. As of December 31, 2015, the carrying value of the remaining note payable was \$1,541.

Laureate Education, Inc. and Subsidiaries
Notes to Consolidated Financial Statements (Continued)
(Dollars and shares in thousands)

Note 5. Due to Shareholders of Acquired Companies (Continued)

CEDEPE

Laureate financed a portion of the acquisition of CEDEPE with a seller note. The principal amount of the seller note is BRL 4,400 (US \$1,123 at December 31, 2015), and repayment is due in five installments. The seller note incurs interest based on the CDI. The first installment of BRL 700 (US \$179 at December 31, 2015) was due on January 4, 2013. The remaining four installments of BRL 925 (US \$236 at December 31, 2015) are due annually on the anniversary of the acquisition closing date, of which two installments remain to be paid. Since the note bears interest at lower-than-market rates, Laureate recorded the seller note as of the acquisition date at the present value of BRL 3,872 (US \$988), which will be accreted over the term of the note. As of December 31, 2015, the remaining carrying value of the note was \$464.

Uni IBMR

On December 21, 2009, Laureate acquired a majority interest in Uni IBMR, financing part of the purchase with a seller note. During the year ended December 31, 2015, Uni IBMR settled its due to shareholder liability through the non-cash transfer of a certain building to the former owners of Uni IBMR, in accordance with the terms of the original purchase agreement.

THINK

At December 31, 2014, Laureate has recorded a current liability of \$3,273 payable to the former owners of THINK, representing a contingent consideration payable under the terms of the 2013 purchase agreement. The liability was recorded through a charge to Direct costs since it was not a measurement period adjustment. This liability was paid in full in January 2015.

UPN

As part of the 2007 purchase agreement for UPN, one of Laureate's institutions in Peru, an additional amount of consideration (an earn-out payment) was payable to the sellers of UPN. On September 16, 2013, Laureate made a payment of \$11,399 to the sellers. Of the \$11,399, \$5,725 related to compensation paid to the sellers and was therefore classified as an operating cash flow on the 2013 Consolidated Statement of Cash Flows. The remaining \$5,674 was recorded within Payments of contingent consideration for acquisitions in the investing activities section of the 2013 Consolidated Statement of Cash Flows. The remaining liability balance of \$1,275 as of December 31, 2014 related to contingent consideration due to one of the sellers. Full payment was made during the year ended December 31, 2015 and was included in Payments of contingent consideration for acquisitions in the investing activities section of the 2015 Consolidated Statement of Cash Flows.

M-Power Group

As described in Note 4, Acquisitions, on April 8, 2013, Laureate financed a portion of the acquisition of M-Power with a seller note that carried an annual interest rate of 10%. The principal amount of the seller note was approximately INR 535,000 and repayment was due in four installments. These installments of approximately INR 153,000 were due and paid in six-month increments starting October 8, 2013 with the final installment paid on April 8, 2015 (US \$1,326 at date of payment).

Laureate Education, Inc. and Subsidiaries
Notes to Consolidated Financial Statements (Continued)
(Dollars and shares in thousands)

Note 5. Due to Shareholders of Acquired Companies (Continued)

INTI

As described in Note 4, Acquisitions, Laureate acquired an additional 6.4% equity interest in INTI during the fourth quarter of 2014. The total purchase price was approximately \$6,783, which included approximately \$6,200 of purchase consideration paid in 2014 and estimated additional purchase price of \$583. Payment of this amount was made during the year ended December 31, 2015.

Note 6. Business and Geographic Segment Information

Laureate's educational services are offered through four operating segments: LatAm, Europe, AMEA, and GPS. Laureate determines its operating segments based on information utilized by the chief operating decision maker to allocate resources and assess performance.

On May 2, 2016, we announced a change to our operating segments in order to align our structure more geographically. Our institution in Italy, Nuova Accademia di Belle Arti Milano (NABA), including Domus Academy, moved from our GPS segment into our Europe segment. Media Design School (MDS), located in New Zealand, moved from our GPS segment into our AMEA segment. Following the change, the GPS segment will focus on Laureate's fully online institutions operating globally and its campus-based institutions in the United States. This change was reflected in the segment information beginning in the second quarter of 2016, the period in which the change occurred. In addition, all segment information that is presented for the years ended December 31, 2015, 2014 and 2013 in these Consolidated Financial Statements has also been revised to reflect this segment change.

The LatAm segment consists of campus-based institutions and has operations in Brazil, Chile, Costa Rica, Honduras, Mexico, Panama and Peru and has contractual relationships with a licensed institution in Ecuador. The institutions provide an education that emphasizes applied, professional-oriented fields of study with undergraduate and graduate degree programs. The programs at these institutions are mainly campus-based and are primarily focused on local students. In addition, the institutions in our LatAm segment have begun introducing online and hybrid (a combination of online and in-classroom) courses and programs to their curriculum. Brazil and Chile have government-supported financing programs for higher education, while in other countries students generally finance their own education.

The Europe segment consists of campus-based institutions with operations in Cyprus, France, Germany, Italy, Morocco, Portugal, Spain and Turkey. The institutions generate revenues by providing professional-oriented undergraduate and graduate degree programs. Several institutions have begun to introduce online and hybrid programs. Students in the Europe segment generally finance their own education.

The AMEA segment consists of campus-based institutions with operations in Australia, China, India, Malaysia, New Zealand, South Africa and Thailand. AMEA also manages 11 licensed institutions in the Kingdom of Saudi Arabia and manages one additional institution in China through a joint venture arrangement. The institutions generate revenues by providing professional-oriented undergraduate and graduate degree programs. Students in the AMEA segment generally finance their own education.

Laureate Education, Inc. and Subsidiaries
Notes to Consolidated Financial Statements (Continued)
(Dollars and shares in thousands)

Note 6. Business and Geographic Segment Information (Continued)

The GPS segment consists of accredited online institutions, which serve students globally, and campus-based institutions serving students in Spain, Switzerland, the United Kingdom and the United States. The GPS segment also manages one hospitality and culinary institution in China and one hospitality and culinary institution in Jordan through joint venture and other contractual arrangements. The online institutions primarily serve working adults with undergraduate and graduate degree programs. The campus-based institutions primarily serve traditional students seeking undergraduate and graduate degrees, particularly in the fields of hospitality, art and design, culinary, and health sciences. In the United States, students have access to government-supported financing programs.

Intersegment transactions are accounted for in a similar manner as third party transactions and are eliminated in consolidation. The “Corporate” amounts presented in the following tables includes corporate charges that were not allocated to our reportable segments and adjustments to eliminate intersegment items.

We evaluate segment performance based on Adjusted EBITDA, which is a non-GAAP profit measure defined as (Loss) income from continuing operations before income taxes and equity in net income (loss) of affiliates, adding back the following items: Foreign currency exchange loss, net, Other income (expense), net, (Loss) gain on derivatives, Loss on debt extinguishment, Interest expense, Interest income, Depreciation and amortization expense, Impairment charges on long-lived assets, Share-based compensation expense and, beginning in 2014, expenses related to our Excellence-in-Process (EiP) initiative. EiP is an enterprise-wide initiative to optimize and standardize Laureate’s processes, creating vertical integration of procurement, information technology, finance, accounting and human resources. It includes the establishment of regional shared services organizations around the world, as well as improvements to the Company’s system of internal controls over financial reporting.

When we review Adjusted EBITDA on a segment basis, we exclude intercompany revenues and expenses, related to network fees and royalties between our segments, that eliminate in consolidation. We use total assets as the measure of assets for reportable segments. Expenditures for long-lived assets include purchases of property and equipment, purchases of land use rights and expenditures for deferred costs, which are classified as investing activities in the Consolidated Statements of Cash Flows.

The following tables provide financial information for our reportable segments, including a reconciliation of Adjusted EBITDA to (Loss) income from continuing operations before income taxes

Laureate Education, Inc. and Subsidiaries
Notes to Consolidated Financial Statements (Continued)
(Dollars and shares in thousands)

Note 6. Business and Geographic Segment Information (Continued)

and equity in net income (loss) of affiliates, as reported in the Consolidated Statements of Operations, for the years ended December 31, 2015, 2014 and 2013:

	LatAm	Europe	AMEA	GPS	Corporate	Total
2015:						
Revenues	\$2,415,641	\$486,235	\$422,134	\$ 979,920	\$ (12,271)	\$4,291,659
Adjusted EBITDA	463,691	78,439	49,869	226,804	(115,395)	703,408
Depreciation and amortization expense . . .	147,975	32,407	39,260	55,497	7,807	282,946
Total assets	3,823,859	690,514	782,613	1,768,009	374,121	7,439,116
Expenditures for long-lived assets	230,146	27,239	40,716	46,877	21,880	366,858
2014:						
Revenues	\$2,532,451	\$533,862	\$405,555	\$ 954,494	\$ (11,680)	\$4,414,682
Adjusted EBITDA	541,975	72,777	30,130	222,998	(94,355)	773,525
Depreciation and amortization expense . . .	152,142	34,131	38,035	59,071	4,952	288,331
Loss on impairment of assets	125,449	273	—	66	—	125,788
Total assets	4,506,531	720,211	839,651	1,909,293	382,438	8,358,124
Expenditures for long-lived assets	269,186	47,694	61,834	50,126	7,578	436,418
2013:						
Revenues	\$2,340,867	\$501,398	\$202,251	\$ 872,426	\$ (3,061)	\$3,913,881
Adjusted EBITDA	466,664	72,745	(4,843)	205,581	(93,675)	646,472
Depreciation and amortization expense . . .	136,758	30,786	18,083	52,535	4,563	242,725
Loss on impairment of assets	21,967	1,095	1,987	8,533	—	33,582
Expenditures for long-lived assets	367,167	42,008	54,384	45,094	10,878	519,531

Laureate Education, Inc. and Subsidiaries
Notes to Consolidated Financial Statements (Continued)
(Dollars and shares in thousands)

Note 6. Business and Geographic Segment Information (Continued)

<u>For the years ended December 31,</u>	<u>2015</u>	<u>2014</u>	<u>2013</u>
Adjusted EBITDA of reportable segments:			
LatAm	\$ 463,691	\$ 541,975	\$ 466,664
Europe	78,439	72,777	72,745
AMEA	49,869	30,130	(4,843)
GPS	<u>226,804</u>	<u>222,998</u>	<u>205,581</u>
Total Adjusted EBITDA of reportable segments .	818,803	867,880	740,147
Reconciling items:			
Corporate	(115,395)	(94,355)	(93,675)
Depreciation and amortization expense	(282,946)	(288,331)	(242,725)
Loss on impairment of assets	—	(125,788)	(33,582)
Share-based compensation expense	(39,021)	(49,190)	(49,512)
EiP expenses	<u>(44,484)</u>	<u>(10,716)</u>	<u>—</u>
Operating income	336,957	299,500	320,653
Interest income	13,328	21,822	21,805
Interest expense	(398,042)	(385,754)	(350,196)
Loss on debt extinguishment	(1,263)	(22,984)	(1,361)
(Loss) gain on derivatives	(2,607)	(3,101)	6,631
Other income (expense), net	195	(1,184)	7,499
Foreign currency exchange loss, net	<u>(149,178)</u>	<u>(109,970)</u>	<u>(3,102)</u>
(Loss) income from continuing operations before income taxes and equity in net income (loss) of affiliates	<u>\$ (200,610)</u>	<u>\$ (201,671)</u>	<u>\$ 1,929</u>

Geographic Information

No individual customer accounted for more than 10% of Laureate's consolidated revenues. Revenues from customers by geographic area, primarily generated by students enrolled at institutions in those areas, were as follows:

<u>For the years ended December 31,</u>	<u>2015</u>	<u>2014</u>	<u>2013</u>
External revenue			
United States	\$ 731,979	\$ 718,641	\$ 647,046
Mexico	678,030	741,649	701,830
Brazil	672,372	712,921	568,443
Chile	536,530	585,645	629,185
Peru	356,684	322,938	270,519
Spain	200,284	234,781	230,822
Other foreign countries	<u>1,115,780</u>	<u>1,098,107</u>	<u>866,036</u>
Consolidated total	<u>\$4,291,659</u>	<u>\$4,414,682</u>	<u>\$3,913,881</u>

Laureate Education, Inc. and Subsidiaries
Notes to Consolidated Financial Statements (Continued)
(Dollars and shares in thousands)

Note 6. Business and Geographic Segment Information (Continued)

Long-lived assets are composed of Property and equipment, net. Laureate's long-lived assets of continuing operations by geographic area were as follows:

<u>December 31,</u>	<u>2015</u>	<u>2014</u>
Long-lived assets		
Chile	\$ 374,101	\$ 421,904
Peru	278,501	258,352
Mexico	253,459	293,331
Brazil	211,675	300,405
United States	197,067	176,958
Spain	179,957	205,510
China	139,922	148,865
Switzerland	79,893	79,185
Other foreign countries	576,325	629,809
Consolidated total	<u>\$2,290,900</u>	<u>\$2,514,319</u>

Note 7. Goodwill and Other Intangible Assets

Goodwill

The change in the net carrying amount of Goodwill from December 31, 2013 through December 31, 2015 was composed of the following items:

	<u>LatAm</u>	<u>Europe</u>	<u>AMEA</u>	<u>GPS</u>	<u>Total</u>
Balance at December 31, 2013	\$1,465,704	\$142,230	\$137,340	\$631,404	\$2,376,678
Acquisitions	398,587	—	25,197	—	423,784
Dispositions	—	—	—	—	—
Impairments	(77,094)	—	—	—	(77,094)
Currency translation adjustments	(212,472)	(38,244)	(18,853)	15,996	(253,573)
Adjustments to prior acquisitions	—	—	—	—	—
Balance at December 31, 2014	<u>1,574,725</u>	<u>103,986</u>	<u>143,684</u>	<u>647,400</u>	<u>2,469,795</u>
Acquisitions	—	5,980	989	—	6,969
Dispositions	—	—	—	—	—
Impairments	—	—	—	—	—
Currency translation adjustments	(334,714)	(10,570)	(17,439)	(796)	(363,519)
Adjustments to prior acquisitions	2,652	—	—	—	2,652
Balance at December 31, 2015	<u>\$1,242,663</u>	<u>\$ 99,396</u>	<u>\$127,234</u>	<u>\$646,604</u>	<u>\$2,115,897</u>

As of both December 31, 2015 and 2014, accumulated goodwill impairment losses were \$136,430, with \$77,094, \$19,660 and \$39,676 relating to our LatAm, GPS and AMEA segments, respectively.

Laureate Education, Inc. and Subsidiaries
Notes to Consolidated Financial Statements (Continued)
(Dollars and shares in thousands)

Note 7. Goodwill and Other Intangible Assets (Continued)

Other Intangible Assets

Amortization expense for intangible assets subject to amortization was \$20,430, \$17,697 and \$6,527 for the years ended December 31, 2015, 2014 and 2013, respectively. The estimated future amortization expense for intangible assets for the years ending December 31, 2016, 2017, 2018, 2019, 2020 and beyond is \$11,225, \$7,219, \$6,006, \$4,357, \$3,077 and \$20,313, respectively.

The following table summarizes our identifiable intangible assets as of December 31, 2015:

	Gross Carrying Amount	Accumulated Amortization	Net Carrying Amount	Weighted Average Amortization Period (Yrs)
<i>Subject to amortization:</i>				
Student rosters	\$ 94,833	\$ (85,794)	\$ 9,039	3.1
Non-compete agreements	6,085	(6,085)	—	—
Other	69,822	(26,664)	43,158	12.0
<i>Not subject to amortization:</i>				
Tradenames	<u>1,361,125</u>	—	<u>1,361,125</u>	—
Total	<u>\$1,531,865</u>	<u>\$(118,543)</u>	<u>\$1,413,322</u>	—

The following table summarizes our identifiable intangible assets as of December 31, 2014:

	Gross Carrying Amount	Accumulated Amortization	Net Carrying Amount	Weighted Average Amortization Period (Yrs)
<i>Subject to amortization:</i>				
Student rosters	\$ 114,909	\$ (89,612)	\$ 25,297	3.1
Non-compete agreements	6,935	(6,935)	—	—
Other	89,016	(21,249)	67,767	12.8
<i>Not subject to amortization:</i>				
Tradenames	<u>1,461,762</u>	—	<u>1,461,762</u>	—
Total	<u>\$1,672,622</u>	<u>\$(117,796)</u>	<u>\$1,554,826</u>	—

Laureate Education, Inc. and Subsidiaries
Notes to Consolidated Financial Statements (Continued)
(Dollars and shares in thousands)

Note 7. Goodwill and Other Intangible Assets (Continued)

Impairment Tests

The following table summarizes the Loss on impairment of assets:

<u>For the years ended December 31,</u>	<u>2015</u>	<u>2014</u>	<u>2013</u>
Impairments of Tradenames, by segment:			
LatAm	\$—	\$ 47,650	\$21,967
Europe	—	—	1,094
AMEA	—	—	—
GPS	—	—	2,632
Total Impairments of Tradenames	—	47,650	25,693
Impairments of Goodwill—LatAm segment	—	77,094	—
Impairments of Deferred costs and Other intangible assets, net	—	273	4,478
Impairments of long-lived assets	—	771	3,411
Total	<u>\$—</u>	<u>\$125,788</u>	<u>\$33,582</u>

We perform annual impairment tests of our non-amortizable intangible assets, which consist of Goodwill and Tradenames, in the fourth quarter of each year. The impairment charges discussed below were recorded to reduce the assets' carrying values to fair value.

For the purposes of our annual impairment testing of the Company's goodwill, fair value measurements were determined primarily using the income approach, based largely on inputs that are not observable to active markets, which would be deemed "Level 3" fair value measurements as defined in Note 20, Fair Value Measurement. These inputs include our expectations about future revenue growth and profitability, marginal income tax rates by jurisdiction, and the rate at which the cash flows should be discounted in order to determine this fair value estimate. Where a market approach is used, the inputs also include publicly available data about our competitors' financial ratios and transactions.

For purposes of our annual impairment testing of the Company's indefinite-lived tradename assets, fair value measurements were determined using the income approach, based largely on inputs that are not observable to active markets, which would be deemed "Level 3" fair value measurements as defined in Note 20, Fair Value Measurement. These inputs include our expectations about future revenue growth and profitability, marginal income tax rates by jurisdiction, and the rate at which the cash flows should be discounted in order to determine the fair value estimate for indefinite-lived tradenames using a relief-from-royalty method. We use publicly available information and proprietary third-party arm's length agreements that Laureate has entered into with various licensors in determining certain assumptions to assist us in estimating fair value using market participant assumptions.

2014 Loss on Impairment of Assets

In 2014, we recorded a total impairment loss of \$125,788. Tradenames were impaired in the aggregate amount \$47,650 related to two Chilean institutions in our LatAm segment. Also in our LatAm segment, Goodwill was impaired in the amount of \$77,094, which related to our institutions in

Laureate Education, Inc. and Subsidiaries
Notes to Consolidated Financial Statements (Continued)
(Dollars and shares in thousands)

Note 7. Goodwill and Other Intangible Assets (Continued)

Costa Rica, Honduras and Panama. Our Europe segment recorded impairments of deferred costs of \$273. Our LatAm and GPS segments recorded impairments of long-lived assets of \$705 and \$66, respectively.

Of the total impairment of Tradenames in LatAm, approximately \$16,400 related to UDLA Chile. This is an additional impairment to the charge taken in 2013. The primary driver for this additional charge was the secondary intake of enrollment that occurred during the third quarter of 2014, which provided us with additional information regarding the projected financial performance of UDLA Chile and that indicated that the financial impact of the loss of accreditation was larger than initially estimated. The Company also revised its estimates around the timing of enrollments following reaccreditation. As a result, management performed an impairment test and determined that the estimated fair value of the intangible asset was less than its carrying value. Accordingly, the Company recorded an impairment charge in order to adjust the carrying value of the intangible asset to its new estimated fair value of approximately \$24,000.

The remaining impairment of Tradenames in LatAm of approximately \$31,250 related to UNAB in Chile, in order to adjust the intangible asset to its new estimated fair value of approximately \$76,000. The impairment at UNAB resulted from our expectation of reduced margins and lower pricing, as compared to the assumptions contained in the models previously used to value the intangible assets. The lower projections reflect weaker operating performance compared to the prior long-range plan, combined with reduced expectations as a result of a regulatory environment that favors public rather than private supply in higher education. In addition, due to the uncertainty that currently exists in Chile, the Company has decided to reduce its expected capital expenditures for growth in that market for the foreseeable future. As a result, the long-range plan used to calculate the fair value of the UNAB Tradename asset contains lower growth and profitability assumptions than the plan used in prior years for such purposes.

The Goodwill impairment of \$77,094 in LatAm at our institutions in Costa Rica, Honduras and Panama can be attributed to a weaker long-range outlook as compared to the assumptions contained in the models previously used to value the intangible assets. The primary driver of this weaker outlook is a shortfall in 2014 enrollments which has caused us to decrease our long-term enrollment projections. The softened enrollment outlook has also resulted in pricing pressure on revenue. Cost cutting measures have been taken by management to mitigate margin erosion. The softer long-term outlook resulted in a lower valuation for the reporting unit. As a result of the 2014 impairment test, the Goodwill balances at these institutions were entirely written off.

2013 Loss on Impairment of Assets

In 2013, we recorded a total impairment loss of \$33,582. Tradenames were impaired in the aggregate amount of \$25,693 related to institutions in our LatAm, Europe and GPS segments, which recorded impairments of \$21,967, \$1,094 and \$2,632, respectively. Our AMEA segment recorded impairments of long-lived assets of \$1,987 for certain buildings that were impaired in 2013. Our GPS segment also recorded impairments of long-lived assets of \$1,424 and impairments of Deferred costs and Other intangible assets, net of \$4,478.

Laureate Education, Inc. and Subsidiaries
Notes to Consolidated Financial Statements (Continued)
(Dollars and shares in thousands)

Note 7. Goodwill and Other Intangible Assets (Continued)

The impairment of Tradenames in LatAm related to UDLA Chile. The primary driver for this charge was a reduction in this institution's projected revenue and income following UDLA Chile's loss of accreditation, as discussed in Note 2, Significant Accounting Policies. The current impairment charge is based on management's best estimates using current available and knowable information about the short and long term implications to the UDLA Chile financial forecast. The current projections assume reaccreditation in 2016. We will continue to monitor the situation and additional impairment losses may result from greater than expected attrition and failure to obtain reaccreditation in 2016.

The Tradenames impairment of \$1,094 in our Europe segment related to one institution in Italy, and the Tradenames impairment of \$2,632 in our GPS segment related to two institutions in the U.S. The impairment at the Italian institution of \$1,094 resulted from our expectation of reduced margins, as compared to the assumptions contained in the models previously used to value the intangible assets. The reduced margin expectations result primarily from the ongoing weakness in the European economies, which has caused pricing decreases at certain of the institutions included in this segment, as well as enrollment declines as compared to the projections used to value the intangible assets.

In the U.S., one of the institutions recorded a Tradenames impairment of \$1,300, which primarily resulted from our expectation of further reduced margins and cash flows at one institution as compared to our initial projections contained in the previous model used to value the intangible assets at this institution during our 2012 impairment testing. These expectations of further reduced margins and cash flows are largely due to the continuing poor economic conditions in the U.S., continued media focus on the cost of education as compared to earnings potential, as well as the regulatory environment, which are discussed in Note 19, Legal and Regulatory Matters. All of these factors have caused the Company to reduce its expectation of future performance for this institution. In the first quarter of 2014, one of our U.S. institutions, NHU, decided to stop enrolling new students and teach out the existing cohort of students. This decision was driven in part by recent regulatory changes. As a result, the Company has written off the entire Tradenames value of \$1,332 related to this institution. In addition, NHU LLC, also wrote down capitalized curriculum, which is recorded in Deferred costs, net by \$4,478 and software, which is recorded in Property and equipment, by \$1,338, as it was determined that the curriculum and software cannot be redeployed. There was also an impairment of other long-lived assets in the GPS segment of \$86.

Note 8. Land Use Rights

The Company has acquired rights to use certain properties for periods ranging from 20 to 899 years. The land use rights recorded for AMEA had a combined net carrying value of \$46,544 and \$50,290 at December 31, 2015 and 2014, respectively. The land use rights recorded for Europe have a net carrying value of \$1,983 and \$1,572 at December 31, 2015 and 2014, respectively. The land use rights recorded for the LatAm region have a net carrying value of \$1,809 and \$2,130 at December 31, 2015 and 2014, respectively.

Laureate Education, Inc. and Subsidiaries
Notes to Consolidated Financial Statements (Continued)
(Dollars and shares in thousands)

Note 8. Land Use Rights (Continued)

The land use rights recorded at net carrying value on the Company's Consolidated Balance Sheets are summarized as follows:

<u>December 31,</u>	<u>2015</u>	<u>2014</u>
Cost	\$52,617	\$54,904
Less: Accumulated amortization	(2,281)	(912)
Land use rights, net	<u>\$50,336</u>	<u>\$53,992</u>

Amortization expense of land use rights was \$1,496, \$1,547 and \$1,737 for the years ended December 31, 2015, 2014 and 2013, respectively. As discussed in Note 17, Related Party Transactions, during the year ended December 31, 2014, HIEU wrote off land use rights with a net carrying value of approximately \$4,350 related to several parcels of land for which it no longer has land use rights.

As of December 31, 2015, amortization expense related to land use rights for the next five years and thereafter is as follows:

2016	\$ 1,495
2017	1,495
2018	1,495
2019	1,495
2020	1,495
Thereafter	42,861
Total	<u>\$50,336</u>

Note 9. Debt

Outstanding long-term debt was as follows:

<u>December 31,</u>	<u>2015</u>	<u>2014</u>
Senior long-term debt:		
Senior Secured Credit Facility (stated maturity dates March 2018 and June 2018), net of discount	\$2,084,093	\$2,180,406
Senior Notes due 2019 (stated maturity date September 2019), net of discount	1,436,214	1,382,711
Total senior long-term debt	<u>3,520,307</u>	<u>3,563,117</u>
Other debt:		
Lines of credit	74,335	106,046
Notes payable and other debt	738,684	593,605
Total senior and other debt	<u>4,333,326</u>	<u>4,262,768</u>
Capital lease obligations and sale-leaseback financings	247,256	304,099
Total long-term debt	<u>4,580,582</u>	<u>4,566,867</u>
Less: total unamortized debt issuance costs	69,294	80,094
Less: current portion of long-term debt	192,354	233,286
Long-term debt, less current portion	<u>\$4,318,934</u>	<u>\$4,253,487</u>

Laureate Education, Inc. and Subsidiaries
Notes to Consolidated Financial Statements (Continued)
(Dollars and shares in thousands)

Note 9. Debt (Continued)

As of December 31, 2015, aggregate annual maturities of the senior and other debt, excluding capital lease obligations and sale-leaseback financings, were as follows:

<u>December 31, 2015</u>	<u>Senior and Other Debt</u>
2016	\$ 180,851
2017	156,248
2018	2,155,339
2019	1,541,692
2020	126,477
Thereafter	186,656
Total	4,347,263
Less: discount, net	(13,937)
Total senior and other debt	<u>\$4,333,326</u>

The estimated fair value of our debt was determined using observable market prices, as the majority of our securities, including the Senior Secured Credit Facility and the Senior Notes due 2019, are traded in a brokered market. The fair value of our remaining debt instruments approximates carrying value based on their terms. As of December 31, 2015 and 2014, our long-term debt was classified as Level 2 within the fair value hierarchy, based on the frequency and volume of trading in the brokered market. The lower estimated fair value at December 31, 2015, as compared to the carrying amount, is primarily due to an approximately \$550,000 trading discount related to the \$1,436,214 Senior Notes due 2019 and an approximately \$300,000 trading discount related to the \$2,084,093 Senior Secured Credit Facility. The estimated fair value of our debt was as follows:

	<u>December 31, 2015</u>		<u>December 31, 2014</u>	
	<u>Carrying amount</u>	<u>Estimated fair value</u>	<u>Carrying amount</u>	<u>Estimated fair value</u>
Total senior and other debt	\$4,333,326	\$3,482,417	\$4,262,768	\$4,222,334

Senior Notes

Overview

On May 13, 2008, Laureate incurred certain indebtedness with an aggregate principal amount of \$1,005,822, consisting of:

1. \$260,000 of senior cash pay notes (the Senior Cash Pay Notes);
2. \$435,822 of senior toggle notes (the Senior Toggle Notes); and
3. \$310,000 of senior subordinated notes (the Senior Subordinated Notes).

The proceeds from the issuance of the Senior Cash Pay Notes, the Senior Toggle Notes and the Senior Subordinated Notes were used to repay the outstanding balances of certain loans, plus accrued interest and associated fees and expenses, originated as part of the 2007 LBO.

Laureate Education, Inc. and Subsidiaries
Notes to Consolidated Financial Statements (Continued)
(Dollars and shares in thousands)

Note 9. Debt (Continued)

On July 25, 2012, we completed an offering of \$350,000 aggregate principal amount of 9.250% Senior Notes due 2019 (the Senior Notes due 2019). The net proceeds received from the debt offering were \$343,000, after payment of underwriter fees of \$7,000, and were used to repay a portion of our senior secured multi-currency revolving credit facility.

On November 13, 2012, we completed an offering of \$1,050,000 aggregate principal amount of additional 9.250% Senior Notes due 2019. The notes are treated as a single series with the \$350,000 of 9.250% Senior Notes due 2019 that were issued in July 2012. The Company used the net proceeds from the sale of the additional Senior Notes due 2019 to purchase all of the outstanding Senior Toggle Notes and the Senior Cash Pay Notes, and to fully repay certain debt instruments under the Company's senior secured term loan facility, including the Closing Date Term Loan, the Delayed Draw Term Loan, and the Series A New Term Loan.

As discussed further in Note 13, Share-based Compensation, and Note 17, Related Party Transactions, on December 29, 2015 we issued \$50,046 aggregate principal amount of Senior Notes due 2019 to the participants of the nonqualified share-based deferred compensation arrangement.

The Senior Notes due 2019 are fully and unconditionally guaranteed, jointly and severally, on an unsecured senior basis, by each of Laureate's wholly owned domestic subsidiaries that guarantee Laureate's obligations under the Senior Secured Credit Facility. The Senior Notes due 2019 rank junior to the Senior Secured Credit Facility.

Senior Notes due 2019

The \$1,450,046 Senior Notes due 2019 have a stated maturity of September 1, 2019. Laureate could redeem some or all of the Senior Notes due 2019 at any time prior to September 1, 2015, in each case at a price equal to 100% of the principal amount of the notes redeemed plus the applicable "make-whole" premium, and accrued and unpaid interest and special interest, as discussed in 'Registration of Senior Notes due 2019' below. The make-whole premium is defined as the greater of: (1) 1.00% of the notes' principal amount; and (2) any amount by which the present value of the redemption price of such redeemed notes, plus all required interest payments through September 1, 2015, computed using a discount rate equal to the United States Treasury Rate plus 50 basis points, exceeds the principal amount of such redeemed notes. Prior to September 1, 2015, Laureate could redeem up to 40% of the principal amount of the Senior Notes due 2019 at a redemption price equal to 109.250% of the principal amount, plus accrued and unpaid interest to the redemption date, with the net cash proceeds of one or more equity offerings. From and after September 1, 2015, we may redeem all or part of the Senior Notes due 2019 at redemption prices starting at 106.938% of the principal amount thereof and decreasing from there each year thereafter until September 1, 2018, plus accrued and unpaid interest. From and after September 1, 2018, we may redeem all or part of the Senior Notes due 2019 at a redemption price of 100%, plus accrued and unpaid interest.

The interest rate for the Senior Notes due 2019 is fixed at 9.25%, excluding the special interest discussed below, and is payable semi-annually in arrears on March 1 and September 1 each year, beginning March 1, 2013. Of the total \$1,450,046 of Senior Notes due 2019, \$350,000 were issued in July 2012 at par, and \$1,050,000 were issued in November 2012 at a price of 97.750% of face amount, resulting in an original debt discount of \$23,625, which is being amortized to interest expense over the

Laureate Education, Inc. and Subsidiaries
Notes to Consolidated Financial Statements (Continued)
(Dollars and shares in thousands)

Note 9. Debt (Continued)

term of the notes. The remaining \$50,046 of Senior Notes due 2019 were issued on December 29, 2015 as discussed above. As of December 31, 2015, the outstanding balance on the Senior Notes due 2019 was \$1,436,214, net of the remaining debt discount of \$13,832. As of December 31, 2014, the outstanding balance on the Senior Notes due 2019 was \$1,382,711, net of the remaining debt discount of \$17,289.

Registration of Senior Notes due 2019—Laureate and its guarantors agreed to (1) file a registration statement with the SEC with respect to a registered offer to exchange the Senior Notes due 2019 for new notes having terms substantially identical in all material respects to the outstanding notes (except that the new notes will not contain transfer restrictions or provide for special interest); or (2) file a shelf registration for the resale of the notes. We were required to use all commercially reasonable efforts to cause the registration statement to be declared effective on or before July 25, 2014. Since the registration statement was not declared effective by July 25, 2014, we have incurred special interest at a rate equal to 0.25% per annum for the first 90-day period of the outstanding indenture indebtedness on the outstanding notes, 0.50% per annum for the next 90-day period, and 0.75% thereafter, as liquidated damages until the registration statement is declared effective and the exchange offer is completed. In December 2015, the Company filed a registration statement with the SEC with respect to a registered offer to exchange the Senior Notes due 2019.

The requirement to register the Senior Notes due 2019 qualifies as a “registration payment arrangement” under ASC 825-20, “Financial Instruments—Registration Payment Arrangements.” ASC 825-20 requires us to record a liability if we determine that it is probable that consideration, such as special interest, will be paid to the counterparty under the registration payment arrangement, and if that consideration can be reasonably estimated. Accordingly, we have recorded a liability for the amount of special interest on the Senior Notes due 2019 that we have determined to be probable and estimable based on our expected timing of registration as of each balance sheet date. As of December 31, 2015 and 2014, we had a total contingent liability for special interest on the Senior Notes due 2019 of \$8,100 and \$12,200, respectively, recorded in Accrued expenses and Other long-term liabilities in our Consolidated Balance Sheets, through a corresponding adjustment to Interest expense in our Consolidated Statement of Operations.

Senior Cash Pay Notes and Senior Toggle Notes

The \$260,000 Senior Cash Pay Notes and the \$435,822 Senior Toggle Notes had a stated maturity of August 15, 2015. The redemption prices of these notes started at 105% of the principal amount for the Senior Cash Pay Notes and 105.125% of the principal amount for the Senior Toggle Notes and decreased from there if redeemed after August 15, 2012, plus accrued and unpaid interest. As discussed above, the Senior Cash Pay Notes and Senior Toggle Notes were paid in full during the fourth quarter of 2012 with proceeds from the issuance of the additional Senior Notes due 2019.

Senior Subordinated Notes

The \$310,000 Senior Subordinated Notes had a stated maturity of August 15, 2017. From and after August 15, 2012, we could redeem all or part of the Senior Subordinated Notes at redemption prices starting at 105.875% of the principal amount thereof and decreasing from there each year thereafter, plus accrued and unpaid interest. The interest rate for the Senior Subordinated Notes was fixed at

Laureate Education, Inc. and Subsidiaries
Notes to Consolidated Financial Statements (Continued)
(Dollars and shares in thousands)

Note 9. Debt (Continued)

11.75%, excluding the special interest discussed below, and was payable semi-annually in arrears on February 15 and August 15 each year. On April 9, 2013, we commenced a tender offer to purchase for cash any and all of our outstanding 11.75% Senior Subordinated Notes, which had an outstanding balance of \$285,944 at that date. Senior Subordinated Notes with a principal amount of \$67,328 were tendered on or before 5:00 p.m., New York City time, on April 22, 2013 (the Early Tender Date), and the holders of those notes received the full tender offer consideration of \$1.06375 for each \$1 principal amount of notes accepted for purchase. Also in April 2013, Laureate called for redemption all remaining Senior Subordinated Notes not purchased in the tender offer. Accordingly, \$218,616 principal amount of Senior Subordinated Notes were repaid on May 23, 2013. Holders of all purchased notes also received any accrued and unpaid interest and special interest on the notes from the last interest payment date to, but not including, the date of payment for purchased notes. As described below, Laureate obtained the proceeds required to repay the notes by borrowing an additional \$310,000 on the same terms as its existing 2018 Extended Term Loan in April 2013. We paid a total of \$17,136 of tender premiums and fees and call premiums which were capitalized as debt issuance costs.

Registration of Senior Cash Pay Notes, Senior Toggle Notes, and Senior Subordinated Notes—Laureate and its guarantors agreed to (1) file a registration statement with the SEC for a registered offer to exchange the Senior Cash Pay Notes, the Senior Toggle Notes, and the Senior Subordinated Notes, for new notes having terms substantially identical in all material respects to these outstanding notes (except that the new notes will not contain transfer restrictions or provide for special interest); or (2) file a shelf registration for the resale of the notes. We were required to use all commercially reasonable efforts to cause the registration statement to be declared effective and to complete the exchange offer on or before January 1, 2011.

We did not comply with this SEC filing requirement on or before January 1, 2011, and were therefore subject to a “Registration Default” until these notes were repaid. During the period in which the Registration Default existed, special interest accrued on the outstanding indebtedness under the Senior Cash Pay Notes, the Senior Toggle Notes and the Senior Subordinated Notes at a rate equal to 0.25% per annum during the first 90-day period, 0.50% for the second 90-day period, 0.75% for the third 90-day period, and 1.0% thereafter, beginning October 1, 2011. Accordingly, we incurred approximately \$950 of special interest under this registration payment arrangement during the year ended December 31, 2013. Accrual and payment of special interest was the only remedy available for the Registration Default. We fully repaid the Senior Cash Pay Notes and the Senior Toggle Notes during the fourth quarter of 2012, and fully repaid the Senior Subordinated Notes during the second quarter of 2013, and therefore no longer incur special interest on these notes.

Senior Secured Credit Facility

Overview

On June 16, 2011, we amended and restated our Credit Agreement dated as of August 17, 2007 (as amended and restated, our Amended and Restated Credit Agreement), in order to, among other things, extend maturity dates. Pursuant to this amendment and restatement, certain lenders in the syndicate: (1) extended the maturity dates applicable to \$155,000 of our then-existing \$400,000 revolving line of credit facility from August 2013 to June 2016, (2) converted \$245,000 of then-existing revolving loans and revolving credit commitments into term loans that will mature in June 2018, and

Laureate Education, Inc. and Subsidiaries
Notes to Consolidated Financial Statements (Continued)
(Dollars and shares in thousands)

Note 9. Debt (Continued)

(3) extended the maturity dates applicable to three series term loans, totaling \$858,896 of aggregate principal, from August 2014 to June 2018. In addition, some existing lenders increased the amount of their revolver commitments and new lenders became lenders with respect to the revolving credit facility that originally was scheduled to mature in June 2016 but was extended to March 2018. As a result of this amendment and restatement, the credit facilities under our Amended and Restated Credit Agreement on June 16, 2011 were composed of:

1. \$300,000 revolving line of credit facility; and
2. \$1,269,703 senior secured term loan facility, consisting of the following series:
 - (i) \$1,103,896 extended term loan (the 2018 Extended Term Loan);
 - (ii) \$129,114 Closing Date Term Loan;
 - (iii) \$19,135 Delayed Draw Term Loan; and
 - (iv) \$17,558 Series A New Term Loan.

\$25,000 Series A-2018 New Term Loan

On December 22, 2011, we entered into a joinder agreement to the Amended and Restated Credit Agreement to borrow an additional \$25,000 on the same terms as the 2018 Extended Term Loan (the Series A-2018 New Term Loan), including interest rates and quarterly principal payment dates. The borrowing capacity under our revolving line of credit facility was also increased to \$350,000.

\$250,000 Series B New Term Loans

On January 18, 2013, we entered into the Series B New Term Loan Joinder Agreement and the First Amendment to the Amended and Restated Credit Agreement to borrow an additional \$250,000 on the same terms as the 2018 Extended Term Loan (the Series B New Term Loans), including interest rates and quarterly principal payment dates. This additional loan was issued at an original issue discount of \$1,250, and we paid debt issuance costs of \$2,860 in connection with the borrowing, both of which will be amortized to Interest expense over the term of the loan.

\$310,000 Series B Additional Term Loans

On April 23, 2013, we entered into the Series B Additional Term Loan Joinder Agreement and the Second Amendment to the Amended and Restated Credit Agreement to borrow an additional \$310,000 on the same terms as the 2018 Extended Term Loan (the Series B Additional Term Loans), including interest rates and quarterly principal payment dates. This additional loan was issued at an original debt premium of \$1,550, and we paid debt issuance costs of \$3,872 in connection with the borrowing, both of which are being amortized to Interest expense over the term of the loan. In addition, third-party costs of \$374 were charged to General and administrative expenses for the year ended December 31, 2013. The proceeds from this borrowing were used to repay all of the outstanding Senior Subordinated Notes, as described above.

Laureate Education, Inc. and Subsidiaries
Notes to Consolidated Financial Statements (Continued)
(Dollars and shares in thousands)

Note 9. Debt (Continued)

Third Amendment to Amended and Restated Credit Agreement

On October 3, 2013, we entered into a Third Amendment to Amended and Restated Credit Agreement (the Third Amendment), pursuant to which we reduced the margin applicable to our 2018 Extended Term Loan, Series A-2018 New Term Loan, Series B New Term Loans and Series B Additional Term Loans from 4.00% to 3.75% for LIBOR loans and from 3.00% to 2.75% for ABR loans. In addition to lowering the margin on these term loans, the amendment provided additional flexibility for mortgage financings.

\$200,000 Additional New Series 2018 Extended Term Loans

On December 16, 2013, we entered into the Additional New Series 2018 Extended Term Loans Joinder Agreement to borrow an additional \$200,000 on the same terms as the 2018 Extended Term Loans as stated in the Third Amendment. This additional loan was issued at an original debt discount of \$500, and we paid debt issuance costs of \$2,242 in connection with the borrowing. The original debt discount and the debt issuance costs are being amortized to Interest expense over the term of the loan.

Revolving Line of Credit Facility

Borrowings under our revolver bear interest at a rate per annum which, at our option, can be either a London Interbank Offered Rate (LIBOR) or an Alternate Base Rate (ABR) plus, in each case, a margin. LIBOR loans under our revolver accrue interest at the applicable LIBOR rate plus a 3.75% margin. The LIBOR rate with respect to our revolver is subject to a floor of 1.25%. Interest on ABR revolving borrowings accrues at the ABR (which is the higher of the Federal Funds rate plus 0.50% or the prime rate for the agent bank) plus a 2.75% margin. The ABR with respect to our revolver is subject to a floor of 2.25%. For LIBOR revolving borrowings, the interest period is set at our option for a period of one, two, three, six, nine or 12 months. ABR revolving borrowings have no interest period and the interest rate on any ABR revolving borrowing is subject to change when the underlying indices change. In addition, our Amended and Restated Credit Agreement provides for the payment of a commitment fee based on the daily unused portion of our revolver. The commitment fee rate of 0.625% per annum is payable quarterly in arrears.

On July 7, 2015, we amended our Senior Secured Credit Facility, in order to extend the maturity date of our \$350,000 revolving line of credit facility from June 2016 to March 2018. As a result of this amendment, during the third quarter of 2015 we wrote off \$331 of unamortized debt issuance costs associated with the old revolver as Loss on debt extinguishment, as several of the original creditors did not participate in the new revolver. In addition, in July 2015 we paid approximately \$11,300 in debt issuance costs related to the modification. The debt issuance costs that were paid in connection with the modification were capitalized and will be amortized through interest expense over the extended term of the revolver.

At December 31, 2015, the total amount outstanding under our revolver was \$269,261, which consisted entirely of LIBOR loans at an interest rate of 5.00%. At December 31, 2014, the total amount outstanding under our revolver was \$346,727, which consisted of \$301,385 in LIBOR loans at an interest rate of 5.00% and \$45,342 in ABR loans at an interest rate of 6.00%.

Laureate Education, Inc. and Subsidiaries
Notes to Consolidated Financial Statements (Continued)
(Dollars and shares in thousands)

Note 9. Debt (Continued)

2018 Extended Term Loan, Series A-2018 New Term Loan, Series B New Term Loans, Series B Additional Term Loans and Additional New Series 2018 Extended Term Loans

The portions of our term loans under the original Credit Agreement that did not remain outstanding as the Closing Date Term Loan, Delayed Draw Term Loan or Series A New Term Loan (see below) were extended to a maturity date of June 2018. In addition, some existing lenders increased the amount of term loans and new lenders became lenders with respect to the 2018 Extended Term Loan, which matures in June 2018. Following the amendment and restatement on June 16, 2011, the aggregate amount of the 2018 Extended Term Loan was \$1,103,896. The interest rate for our 2018 Extended Term Loan is set at a rate per annum which, at our option, can be either the LIBOR rate or the ABR rate, plus in each case, a margin. As stated above, the Series A-2018 New Term Loan, Series B New Term Loans, Series B Additional Term Loans and Additional New Series 2018 Extended Term Loans all have the same terms as the 2018 Extended Term Loan.

Following the October 2013 amendment to the Amended and Restated Credit Agreement discussed above, the margin for LIBOR loans is 3.75% and the margin for ABR loans is 2.75%. Prior to the amendment, the margin for LIBOR loans was 4.00% and the margin for ABR loans was 3.00%. The LIBOR rate is subject to a floor equal to 1.25% and the ABR is subject to a floor equal to 2.25%. For LIBOR loans, the interest period is set at our option for a period of one, two, three, six, nine, or 12 months. Once the interest period is set, the interest rate is fixed until the selected interest period ends. ABR loans have no interest period and the interest rate on any ABR loan is subject to change when the underlying indices change.

With respect to our 2018 Extended Term Loan, Series A-2018 New Term Loan, Series B New Term Loans, the Series B Additional Term Loans and the Additional New Series 2018 Extended Term Loans, we are required to make fixed quarterly principal payments in an aggregate amount equal to \$4,722 per quarter. All unpaid principal and interest on these loans shall be paid in full in June 2018. As of December 31, 2015 and 2014, these loans had an aggregate outstanding balance of \$1,814,832 (net of debt discount of \$105) and \$1,833,679 (net of debt discount of \$147), respectively, and an interest rate of 5.00% at each date.

Default Interest

In the event that we fail to pay all or a portion of the principal and interest amounts when due, the interest rates under our Senior Secured Credit Facility will be increased by 2.00% from the date of such non-payment to the date on which the payment is paid in full.

Guarantee

As of the effective date of the Amended and Restated Credit Agreement, all obligations under our Senior Secured Credit Facility are unconditionally guaranteed by the same subsidiaries that were guarantors under the original Credit Agreement. Pursuant to Supplement No. 2 to the Guarantee dated as of July 15, 2011, Exeter Street Holdings LLC, a Maryland limited liability company subsidiary, became an additional guarantor of the obligations under our Senior Secured Credit Facility.

Laureate Education, Inc. and Subsidiaries
Notes to Consolidated Financial Statements (Continued)
(Dollars and shares in thousands)

Note 9. Debt (Continued)

Senior Secured Credit Facility Outstanding

As of December 31, 2015, the \$2,084,093 balance of the Senior Secured Credit Facility consists of \$1,814,832 in the 2018 Extended Term Loan, the Series A-2018 New Term Loan, the Series B New Term Loans, and the Series B Additional Term Loans, and the revolver of \$269,261. As of December 31, 2014, the \$2,180,406 balance of the Senior Secured Credit Facility consists of \$1,833,679 in the 2018 Extended Term Loan and the Series A-2018 New Term Loan, and the revolver of \$346,727.

Senior Secured Credit Facility Borrowers and Guarantors

The multi-currency revolving line of credit facility (the revolver), the 2018 Extended Term Loan, the Series A-2018 New Term Loan, the Series B New Term Loans, the Series B Additional New Term Loans, and the Additional New Series 2018 Extended Term Loans, are collectively referred to as the "Senior Secured Credit Facility." Laureate Education, Inc. (the U.S. Borrower) is the borrower under our Senior Secured Credit Facility. Iniciativas Culturales de España S.L. (the Foreign Borrower) is a borrower only under the revolver of our Senior Secured Credit Facility.

All of Laureate's required United States legal entities, excluding Walden University, LLC (Walden), Kendall College (Kendall), NewSchool of Architecture and Design (NewSchool), NHU and St. Augustine, are guarantors of the Senior Secured Credit Facility, and all of the guarantors' assets, both real and intangible, are pledged as collateral. Certain Walden assets are also pledged as collateral, including all of Walden's United States receivables other than Title IV student loans, all of its copyrights, patents, and trademarks. As of December 31, 2015 and 2014, the carrying value of the Walden receivables and intangibles pledged as collateral was \$404,331 and \$390,827, respectively. Additionally, not more than 65% of the shares held by United States guarantors in non-domestic subsidiaries are pledged as collateral. There is also a separate guarantee and pledge agreement for the Foreign Borrower sub-facility of the revolver (the Spanish Tranche). The Spanish Tranche is secured by certain of the Foreign Borrower's assets, including intercompany loans and shares owned in other non-domestic subsidiaries, to secure the foreign obligations. Of the \$350,000 revolving line of credit facility noted above, we can borrow up to \$100,000 under the Spanish Tranche.

Certain Covenants

Our senior long-term debt contains certain negative covenants including, among others: (1) limitations on additional indebtedness; (2) limitations on dividends; (3) limitations on asset sales, including the sale of ownership interests in subsidiaries and sale-leaseback transactions; and (4) limitations on liens, guarantees, loans or investments. In connection with the extension of our revolving line of credit facility in July 2015, we are now subject to a Consolidated Senior Secured Debt to Consolidated EBITDA, as defined in the bank agreement, financial maintenance covenant beginning in the third quarter of 2015. The maximum ratio, as defined, is 5.3x, 4.5x and 3.5x at December 31, 2015, 2016 and 2017, respectively. The ratio as of December 31, 2015 was 3.9x. In addition, notes payable at some of our locations contain financial maintenance covenants. We are in compliance with our debt covenants.

Laureate Education, Inc. and Subsidiaries
Notes to Consolidated Financial Statements (Continued)
(Dollars and shares in thousands)

Note 9. Debt (Continued)

On April 4, 2014, we notified our lenders of the occurrence of a default under our Amended and Restated Credit Agreement, due to our failure to deliver our audited Consolidated Financial Statements for the year ended December 31, 2013 within 95 days after the fiscal year end (the 2013 Audited Financial Statement Delivery Default). The reason for the 2013 Audited Financial Statement Delivery Default is the additional time needed to completely and accurately reflect several items in the 2013 Consolidated Financial Statements. We cured the 2013 Audited Financial Statement Delivery Default by delivering the 2013 Consolidated Financial Statements to the administrative agent on April 14, 2014, the date that the 2013 Consolidated Financial Statements were issued, which was within the 30-day grace period provided for in the Amended and Restated Credit Agreement.

Loss on Debt Extinguishment

During the year ended December 31, 2015, Laureate recorded a Loss on debt extinguishment of \$1,263, of which \$932 was related to mortgage breakage fees paid as a part of the Swiss sale leaseback transaction discussed in Note 3, Discontinued Operations and Assets Held for Sale, and \$331 which was related to the extension of the maturity date for the \$350,000 revolving line of credit facility under the Senior Secured Credit Facility from June 2016 to March 2018, as discussed above.

During the year ended December 31, 2014, Laureate recorded a Loss on debt extinguishment of \$22,984 that was almost entirely related to the purchase of previously leased property in Brazil and settlement of the related lease obligation. In connection with the 2010 acquisition of Universidade Potiguar (UNP), Laureate entered into a lease agreement for certain property, which was accounted for as a failed sale-leaseback and recorded as a lease asset and liability. The sellers had a right to put the property to Laureate, which they exercised in December 2014. Laureate recorded the excess of the approximately \$29,300 purchase price over the capital lease liability as Loss on debt extinguishment in accordance with ASC 470-50, "Modifications and Extinguishments."

During the year ended December 31, 2013, we recorded a Loss on debt extinguishment of \$1,361 in the accompanying Consolidated Statements of Operations in connection with the Third Amendment discussed above. This loss relates to the write-off of unamortized debt issuance costs associated with facilities that were deemed to be extinguished. We also paid third-party costs of \$1,510 in connection with the amendment, which were recorded as General and administrative expenses for the year ended December 31, 2013.

Debt Issuance Costs

On January 1, 2016, Laureate adopted ASU 2015-03, which simplified the presentation of debt issuance costs by requiring debt issuance costs to be presented as a deduction from debt. This makes the presentation of debt issuance costs consistent with the presentation of debt discounts or premiums. The recognition and measurement guidance for debt issuance costs is not affected, therefore these costs will continue to be amortized as interest expense. At adoption, the new guidance was applied retrospectively to all prior periods presented.

Amortization of debt issuance costs and accretion of debt discounts that are recorded in Interest expense in the Consolidated Statements of Operations totaled \$26,100, \$24,400 and \$22,861 for the years ended December 31, 2015, 2014 and 2013, respectively. During the years ended December 31,

Laureate Education, Inc. and Subsidiaries
Notes to Consolidated Financial Statements (Continued)
(Dollars and shares in thousands)

Note 9. Debt (Continued)

2015, 2014 and 2013, we paid and capitalized a total of \$13,020, \$3,282 and \$30,618, respectively, in debt issuance costs. As of December 31, 2015 and 2014, our unamortized debt issuance costs were \$69,294 and \$80,094, respectively.

Currency and Interest Rate Swaps

The interest and principal payments for Laureate's senior long-term debt arrangements are to be paid primarily in USD. Our ability to make debt service payments is subject to fluctuations in the value of the USD relative to foreign currencies, because a majority of our operating cash used to make these payments is generated by subsidiaries with functional currencies other than USD. As part of our overall risk management policies, Laureate has entered into a foreign currency swap contract and floating-to-fixed interest rate swap contracts. See Note 14, Derivative Instruments, for further disclosures.

Other Debt

Lines of Credit

Individual Laureate subsidiaries have the ability to borrow pursuant to unsecured lines of credit and similar short-term borrowing arrangements (collectively, lines of credit). The lines of credit are available for working capital purposes and enable us to borrow for and repay until those lines mature.

Interest rates on our lines of credit ranged from 5.08% to 20.00% at December 31, 2015, and 4.82% to 20.00% at December 31, 2014. Our weighted-average short-term borrowing rate was 7.98% and 6.75% at December 31, 2015 and 2014, respectively.

Laureate's aggregate lines of credit (outstanding balances plus available borrowing capacity) were \$114,706 and \$155,777 as of December 31, 2015 and 2014, respectively. At December 31, 2015 and 2014, the aggregate outstanding balances on our lines of credit were \$74,335 and \$106,046, respectively, which are included in the current portion of long-term debt. Accordingly, the available borrowing capacity under our lines of credit was \$40,371 and \$49,731 at December 31, 2015 and 2014, respectively.

Notes Payable

Notes payable include mortgages payable that are secured by certain fixed assets. The notes payable have varying maturity dates and repayment terms through 2030. These loans contain certain financial maintenance covenants and Laureate is in compliance with these covenants. Interest rates on notes payable ranged from 2.30% to 19.04% and 2.23% to 22.16% at December 31, 2015 and 2014, respectively.

On December 21, 2007, UVM Mexico entered into an agreement with a bank for a loan of MXN 2,750,000 (approximately US \$250,000 at that time). Under the terms of the loan, UVM Mexico could borrow the total amount of the loan through one or more draws, provided that each draw of the loan was evidenced by a promissory note. On July 1, 2008, Laureate made a draw in the amount of MXN 2,575,600 (US \$250,000 at July 1, 2008) to acquire Universidad Tecnológica de México (UNITEC Mexico). The loan was originally scheduled to mature on July 1, 2015. UVM Mexico began semi-annual

Laureate Education, Inc. and Subsidiaries
Notes to Consolidated Financial Statements (Continued)
(Dollars and shares in thousands)

Note 9. Debt (Continued)

repayments of MXN 257,560 (US \$19,685) on July 15, 2010. In order to align the payments with the new loan described below, in May 2014 the loan maturity date was extended to May 15, 2021, and the repayments were suspended until May 16, 2016, when UVM Mexico will resume semi-annual repayments of MXN 120,418 (US \$6,972 at December 31, 2015). These payments will continue through maturity in 2021. Interest is payable monthly and accrued at the 28-day Mexican Interbanking Offer Rate (TIIE), plus the applicable margin. The applicable margin for the interest calculation is established based on the ratio of debt to EBITDA, as defined in the agreement. As of December 31, 2015 and 2014, the interest rate on the loan was 5.82% and 5.30%, respectively, and the outstanding balance on the loan was \$76,695 and \$89,855, respectively.

In May 2012, the Company entered into an agreement with a bank for a loan of MXN 900,000 (approximately US \$52,111 at December 31, 2015), in order to fund payment of the amounts owed to the former noncontrolling interest holders of Planeación de Sistemas, S.A. de C.V. (Plansi) under the terms of the agreement to purchase their remaining 10% interest in Plansi. The loan carries a variable interest rate (5.82% and 5.30% at December 31, 2015 and 2014, respectively) and was originally scheduled to mature on May 15, 2019. In May 2014, the loan maturity date was extended to May 15, 2021, and the repayments were suspended until May 16, 2016. As of December 31, 2015 and 2014, this loan had an outstanding balance of \$52,111 and \$61,052, respectively.

In addition to the loans above, in August 2015, UVM Mexico entered into an agreement with a bank for a loan of MXN 1,300,000 (approximately US \$79,000 at the time of the loan). The loan carries a variable interest rate (5.87% at December 31, 2015) and matures in August 2020. As of December 31, 2015, the outstanding balance of this loan was \$75,271.

The Company has also obtained financing to fund the construction of two new campuses at one of our institutions in Peru, Universidad Peruana de Ciencias Aplicadas (UPC Peru). During 2012, we made an initial borrowing of approximately \$19,500 in order to begin the construction. Additional borrowings for this construction project of approximately \$33,000, \$25,000 and \$23,000 occurred during 2015, 2014 and 2013, respectively, and during 2015 and 2014 Laureate made repayments of approximately \$17,000 and \$10,000, respectively. As of December 31, 2015 and 2014, the outstanding balance on the loans was \$60,553 and \$52,073, respectively, and had a weighted average interest rate of 7.74% and 7.25%, respectively. These loans have varying maturity dates with the final payment due in October 2022. As of December 31, 2015 and 2014, \$26,371 and \$28,085, respectively, of the outstanding balances on the loans were payable to one of the institutional investors referred to in Note 13, Share-based Compensation.

In May 2014, the Company obtained financing to fund the construction of a new campus at one of our institutions in Panama. As of December 31, 2015 and 2014, the outstanding balance on this loan was \$25,000 and \$12,500, respectively. This loan is payable to one of the institutional investors referred to in Note 13, Share-based Compensation. It has a fixed interest rate of 8.11% and matures in 2024.

Laureate has outstanding notes payable at HIEU in China. As of December 31, 2015 and 2014, the outstanding balance on the loans was \$90,426 and \$91,022, respectively. The interest rates on these loans range from 4.75% to 7.84% per annum as of December 31, 2015 and from 6.30% to 7.20% per annum as of December 31, 2014. These notes are repayable in installments with the final installment due in November 2019.

Laureate Education, Inc. and Subsidiaries
Notes to Consolidated Financial Statements (Continued)
(Dollars and shares in thousands)

Note 9. Debt (Continued)

Laureate has outstanding notes payable at a real estate subsidiary in Chile. As of December 31, 2015 and 2014, the outstanding balance on the loans was \$55,047 and \$65,839, respectively. The interest rates on these loans range from 5.64% to 9.58% per annum as of December 31, 2015 and from 4.79% to 8.31% per annum as of December 31, 2014. These notes are repayable in installments with the final installment due in August 2028.

As discussed in Note 4, Acquisitions, Laureate acquired THINK on December 20, 2013. Laureate financed a portion of the purchase price for THINK by borrowing AUD 45,000 (US \$32,702 at December 31, 2015) under a syndicated facility agreement in the form of two term loans of AUD 22,500 each. The syndicated facility agreement also provides for additional borrowings of up to AUD 20,000 (US \$14,534 at December 31, 2015) under a capital expenditure facility and a working capital facility. The first term loan (Facility A) has a term of five years and principal is payable in quarterly installments of AUD 1,125 (US \$818 at December 31, 2015) beginning on March 31, 2014. The second term loan (Facility B) has a term of five years and the total principal balance of AUD 22,500 is payable at its maturity date of December 20, 2018. The two term loans bear interest at a variable rate plus a margin of up to 3.2% for Facility A and 3.5% for Facility B that is determined based on THINK's leverage ratio, and interest is payable periodically. As of December 31, 2015, the interest rates on Facility A and Facility B were 4.68% and 4.98%, respectively, and as of December 31, 2014, the interest rates on Facility A and Facility B were 5.19% and 5.49%, respectively. The terms of the syndicated facility agreement required THINK to enter into an interest rate swap within 45 days from the agreement's December 20, 2013 effective date, in order to convert at least 50% of the AUD 45,000 of term loan debt from a variable interest rate to a fixed interest rate. Accordingly, on January 31, 2014 THINK executed an interest rate swap agreement to satisfy this requirement and converted AUD 22,500 (US \$16,351 at December 31, 2015) of the variable rate component of the term loan debt to a fixed interest rate of 3.86%. This interest rate swap was not designated as a hedge for accounting purposes. As of December 31, 2015 and 2014, \$25,696 and \$33,137, respectively, was outstanding under these loan facilities.

As discussed in Note 4, Acquisitions, Laureate acquired FMU on September 12, 2014 and financed a portion of the purchase price by borrowing amounts under two loans that totaled BRL 259,139 (approximately US \$110,310 at the borrowing date). The loans require semi-annual principal payments beginning at BRL 6,478 in October 2014 and increasing to a maximum of BRL 22,027 beginning in October 2017 and continuing through their maturity dates in April 2021. As of December 31, 2015 and 2014, the outstanding balance of these loans was \$58,865 and \$95,071, respectively. Both loans mature on April 15, 2021 and bear interest at an annual variable rate of CDI plus 3.7% (approximately 18% and 15% at December 31, 2015 and 2014, respectively).

On November 18, 2015, the Company entered into an agreement with two banks to borrow a total of EUR 100,000 (approximately US \$106,500 at the agreement date) for a term of 10 years at a fixed annual interest rate of 3%. The loan is collateralized by real estate at one of our campuses in Spain and requires 40 quarterly principal payments of EUR 1,875 beginning in February 2016, and a final principal payment of EUR 25,000 upon maturity of the loan, in November 2025. As of December 31, 2015, the outstanding balance on this loan was \$107,100.

Laureate Education, Inc. and Subsidiaries
Notes to Consolidated Financial Statements (Continued)
(Dollars and shares in thousands)

Note 9. Debt (Continued)

Capital Lease Obligations and Sale-Leaseback Financings

Capital leases and sale-leaseback financings, primarily relating to real estate obligations, are included in debt and have been recorded using interest rates ranging from 1.00% to 42.87%. During 2015 and 2014, we had additions to assets and liabilities recorded as sale-leaseback financings and build-to-suit arrangements of \$8,147 and \$67,846, respectively, including additions through acquisition. We had assets under capital leases and sale-leaseback financings of \$210,840 and \$271,878 at December 31, 2015 and 2014, respectively, net of accumulated amortization. The amortization expense for capital lease assets is recorded in Depreciation and amortization expense.

The aggregate maturities of our total future value and present value of the minimum capital lease payments and payments related to sale-leaseback financings at December 31, 2015 were as follows:

	<u>Future Value of Payments</u>	<u>Interest</u>	<u>Present Value of Payments</u>
2016	\$ 40,263	\$ 28,760	\$ 11,503
2017	46,965	28,187	18,778
2018	47,172	27,034	20,138
2019	38,940	25,473	13,467
2020	33,130	24,367	8,763
Thereafter	284,021	109,414	174,607
Total	<u>\$490,491</u>	<u>\$243,235</u>	<u>\$247,256</u>

Note 10. Leases

Laureate conducts a significant portion of its operations from leased facilities. These facilities include our corporate headquarters, other office locations, and many of Laureate's higher education facilities. The terms of these operating leases vary and generally contain renewal options. Some of the operating leases provide for increasing rents over the terms of the leases. Laureate also leases certain equipment under noncancelable operating leases, which are typically for terms of 60 months or less. Total rent expense under these leases is recognized ratably over the initial term of each lease. Any difference between the rent payment and the straight-line expense is recorded as an adjustment to the liability or as a prepaid asset.

Laureate has entered into sublease agreements for certain leased office space. These agreements allow us to annually adjust rental income to be received for increases in gross operating rent and related expenses. The sublease agreements have various expiration dates through 2026.

Laureate Education, Inc. and Subsidiaries
Notes to Consolidated Financial Statements (Continued)
(Dollars and shares in thousands)

Note 10. Leases (Continued)

Future minimum lease payments and sublease income at December 31, 2015, by year and in the aggregate, under all noncancelable operating leases and subleases are as follows:

	<u>Lease Payments</u>	<u>Sublease Income</u>
2016	\$ 206,646	\$ 5,306
2017	192,721	5,044
2018	177,549	5,078
2019	163,818	4,168
2020	154,139	1,103
Thereafter	1,126,906	6,703
Total	<u>\$2,021,779</u>	<u>\$27,402</u>

Rent expense, net of sublease income, for all cancelable and noncancelable leases was \$234,003, \$230,941 and \$207,841 for the years ended December 31, 2015, 2014 and 2013, respectively.

Note 11. Commitments and Contingencies

Noncontrolling Interest Holder Put Arrangements and Company Call Arrangements

The following section provides a summary table and description of the various noncontrolling interest holder put arrangements that Laureate had outstanding as of December 31, 2015. As further described in Note 2, Significant Accounting Policies, Laureate has elected to accrete changes in the arrangements' redemption values over the period from the date of issuance to the earliest redemption date. The redeemable noncontrolling interests are recorded at the greater of the accreted redemption value or the traditional noncontrolling interest. Until the first exercise date, the put instruments' reported values may be lower than the final amounts that will be required to settle the minority put arrangements. As of December 31, 2015, the carrying value of all noncontrolling interest holder put arrangements was \$43,149, which includes accreted incremental value of \$26,016 in excess of traditional noncontrolling interests.

Laureate Education, Inc. and Subsidiaries
Notes to Consolidated Financial Statements (Continued)
(Dollars and shares in thousands)

Note 11. Commitments and Contingencies (Continued)

If the minority put arrangements were all exercisable at December 31, 2015, Laureate would be obligated to pay the noncontrolling interest holders an estimated amount of \$43,149, as summarized in the following table:

<u>December 31, 2015</u>	<u>Nominal Currency</u>	<u>First Exercisable Date</u>	<u>Estimated Value as of December 31, 2015 redeemable within 12-months:</u>	<u>Reported Value</u>
Noncontrolling interest holder put arrangements				
INTI Education Holdings Sdn Bhd (INTI)—10% . . .	MYR	Current	\$ 9,061	\$ 9,061
Pearl Retail Solutions Private Limited and Creative Arts Education Society (Pearl)—45%	INR	Current	6,666	6,666
University of St. Augustine for Health Sciences, LLC (St. Augustine)—20%	USD	Current	27,367	27,367
National Hispanic University (NHU LLC)—20%	USD	Current	—	—
Stamford International University (STIU)—Puttable preferred stock of TEDCO	THB	Current	55	55
Total noncontrolling interest holder put arrangements			43,149	43,149
Puttable common stock—currently redeemable	USD	Current	6	6
Puttable common stock—not currently redeemable . .	USD	*	—	8,591
Total redeemable noncontrolling interests and equity .			<u>\$43,155</u>	<u>\$51,746</u>

* Contingently redeemable

THB: Thai Baht

Laureate's noncontrolling interest put arrangements are specified in agreements with each noncontrolling interest holder. The terms of these agreements determine the measurement of the redemption value of the put options based on a non-GAAP measure of earnings before interest, taxes, depreciation and amortization (EBITDA, or recurring EBITDA), the definition of which varies for each particular contract.

Commitments and contingencies are generally denominated in foreign currencies.

INTI

As part of the acquisition of INTI, formerly known as Future Perspective, Sdn Bhd, the noncontrolling interest holders of INTI had put options denominated in MYR to require the Company to purchase the remaining noncontrolling interest. As of December 31, 2015, there is one put option remaining for the holder of the approximately 10% minority interest. The put option for the approximately 10% noncontrolling interest holder is exercisable for the 30-day period commencing after issuance of the audited financial statements for each of the years ending December 31, 2012 through December 31, 2025. The holder may exercise his option to sell all of his equity interest to the Company for a purchase price that is equal to defined multiples of recurring EBITDA. Purchase price multiples have been defined as eight times up to approximately the first \$12,200 of EBITDA plus six times

Laureate Education, Inc. and Subsidiaries
Notes to Consolidated Financial Statements (Continued)
(Dollars and shares in thousands)

Note 11. Commitments and Contingencies (Continued)

EBITDA above this amount. This put option expires after the 30-day period related to delivery of the 2025 audited financial statements. As of December 31, 2015, the Company recorded \$9,061 for this arrangement in Redeemable noncontrolling interests and equity on its Consolidated Balance Sheet.

The Company has call options to purchase any or all of the remaining 10% noncontrolling interest. The call option for the noncontrolling interest can be exercised during the 30-day period commencing after the issuance of the audited financial statements for each of the years ending December 31, 2012 through December 31, 2025. The call option price is eight times recurring EBITDA, as defined in the agreement. This call option had no impact on the Company's financial statements as of December 31, 2015.

Pearl

As part of the acquisition of Pearl, the minority owners have a put option to require Laureate to purchase the remaining 45% noncontrolling interest. The put option became exercisable in 2015, and expires fifteen days after Pearl's audited statutory financial statements for the fiscal year ending March 31, 2017 are presented to Pearl's board. During this period, the minority owners may exercise their option to sell any or all of their equity interest to Laureate for a purchase price equal to 6.0 times EBITDA for the immediately preceding fiscal year, less long-term liabilities and plus net current assets as of the immediately preceding March 31; multiplied by the noncontrolling interest percentage being acquired.

The put option also contains a formulaic floor and ceiling. As of December 31, 2015, the amount recorded in Redeemable noncontrolling interests and equity on the Consolidated Balance Sheet is \$6,666.

Laureate has a call option to require the minority owners to sell to Laureate up to 35% of the total equity of Pearl that is still owned by the noncontrolling interest holders (i.e. approximately 78% of the remaining 45% noncontrolling interest). The call option is exercisable beginning fifteen days after Pearl's audited statutory financial statements for the fiscal year ending March 31, 2016 are presented to Pearl's board, and expires fifteen days after Pearl's audited statutory financial statements for the fiscal year ending March 31, 2018 are presented to Pearl's board. The purchase price for the call option is defined as 6.5 times EBITDA for the immediately preceding fiscal year, less long-term liabilities and plus net current assets as of the immediately preceding March 31; multiplied by the noncontrolling interest percentage being acquired. The call option also contains a formulaic floor and ceiling. This call option had no impact on the Company's financial statements as of December 31, 2015.

St. Augustine

Beginning on November 21, 2015 and continuing until November 21, 2018, the noncontrolling interest holders have a put option to require Laureate to purchase all, but not less than all, of the remaining noncontrolling interest of 20%. Beginning on November 21, 2017 and continuing until November 21, 2023, Laureate also has a call option to acquire the remaining noncontrolling interest. The put option purchase price and the call option purchase price are based on 7.0 times Adjusted EBITDA of St. Augustine, as defined in the agreement, for the twelve months ended as of the last day of the fiscal quarter most recently ended prior to the date on which notice of exercise is given;

Laureate Education, Inc. and Subsidiaries
Notes to Consolidated Financial Statements (Continued)
(Dollars and shares in thousands)

Note 11. Commitments and Contingencies (Continued)

multiplied by the percentage interest being acquired. As of December 31, 2015, we recorded \$27,367 for the put option in Redeemable noncontrolling interests and equity on the Consolidated Balance Sheet. The call option had no impact on our Consolidated Financial Statements as of December 31, 2015.

NHU LLC

Effective April 16, 2014, NHU NFP, the noncontrolling interest holder of NHU LLC, has two put options to require Laureate to purchase all or a portion of its 20% ownership interest in NHU LLC. The first put option gives the noncontrolling interest holder the right to require us to purchase a minimum of 50% of the NHU LLC equity interest. The second put option gives the noncontrolling interest holder the right to require us to purchase all of its remaining equity interest in NHU LLC. There is no expiration date on either of these two put options. The purchase price of these put options would be equal to 6.5 times adjusted EBITDA for certain defined periods, multiplied by the percentage interest to be purchased. As of December 31, 2015, we recorded \$0 for these arrangements in Redeemable noncontrolling interests and equity on the Consolidated Balance Sheet, as the adjusted EBITDA measure specified in the agreement was negative.

Effective April 16, 2020, we have a call option that will allow us to purchase any remaining noncontrolling interests in NHU LLC. The call price would be equal to 6.5 times adjusted EBITDA multiplied by the percentage interest that Laureate purchases, subject to a minimum call price. The minimum call price would be (a) \$5,000 if the noncontrolling interest holder's percentage ownership is equal to or exceeds its initial 20% interest on the exercise date, or (b) if its ownership is less than its initial 20% interest, \$5,000 times the quotient of the noncontrolling interest holder's percentage ownership on the exercise date divided by 20%. This call option had no impact on our Consolidated Financial Statements as of December 31, 2015.

Uni IBMR

During 2015, the put and call options for Uni IBMR expired unexercised. In addition, we entered into a commitment to purchase the remaining 10% minority interest in Uni IBMR for a purchase price of BRL 2,500 (US \$638 at December 31, 2015). The agreement closed on March 10, 2016 and we paid BRL 2,500. Additional purchase price could be paid post closing if certain contingent sale conditions are met.

Contingently Redeemable Equity Instruments

Puttable Common Stock—Termination Agreement (Currently Redeemable)

During 2008, in connection with a termination agreement, a Laureate employee who held shares of the Company's common stock was granted a contractual right to put shares back to Laureate at a price equal to the fair market value of our common stock at the time of exercise (the put right). This put right is exercisable annually during the 45-day period subsequent to the stockholder's receipt of Laureate's annual appraisal. The put right terminates at the earliest of a change in control of Laureate, an initial public offering of Laureate's common stock, or such time as Laureate repurchases the employee's shares. We account for the puttable common stock as contingently redeemable securities.

Laureate Education, Inc. and Subsidiaries
Notes to Consolidated Financial Statements (Continued)
(Dollars and shares in thousands)

Note 11. Commitments and Contingencies (Continued)

Since the stock is currently redeemable, we recognize its fair value, the maximum redemption amount, as temporary equity at the end of each reporting period, with the changes in fair value recorded through Additional paid-in capital. As of December 31, 2015 and 2014, \$6 and \$7, respectively, of puttable common stock was included in Redeemable noncontrolling interests and equity on the Consolidated Balance Sheets, and one thousand shares remained outstanding as of each balance sheet date.

Puttable Common Stock—Director Stockholder Put (Not Currently Redeemable)

Each of the individual director stockholders of Laureate has entered into a stockholder's agreement with Laureate and Wengen. The director stockholder's agreement makes all shares of common stock subject to a stockholder put option at the fair market value of the stock. The stockholder put option is only exercisable upon the loss of capacity to serve as a director due to death or disability (as defined in the stockholder's agreement). The director stockholder put option expires only upon a change in control of Laureate.

Since the put option can only be exercised upon death or disability, we account for the common stock as contingently redeemable equity instruments that are not currently redeemable and for which redemption is not probable. Accordingly, the redeemable equity instruments are presented in temporary equity based on their initial measurement amount, as required by ASC 480-10-S99, "Distinguishing Liabilities from Equity—SEC Materials." No subsequent adjustment of the initial measurement amounts for these contingently redeemable securities is necessary unless the redemption of these securities becomes probable. Accordingly, the amount presented as temporary equity for the contingently redeemable common stock outstanding is its issuance-date fair value.

As of December 31, 2015, \$2,397 of contingently redeemable common stock attributable to director stockholder puts was included in Redeemable noncontrolling interests and equity on the Consolidated Balance Sheet. As of December 31, 2014, \$1,711 was included in Redeemable noncontrolling interests and equity on the Consolidated Balance Sheet for director stockholder puts.

Put Right on Share-Based Awards Granted to Executive (Not Currently Redeemable)

During the first quarter of 2015, the Company and an executive entered into an agreement whereby this executive was granted certain put rights on his share-based awards once they become vested. The put right becomes exercisable in 2018 if certain events have not occurred by that time. As a result, we reclassified permanent equity to temporary equity for equity awards relating to approximately 750 shares of common stock that are contingently redeemable. As of December 31, 2015, \$6,194 of contingently redeemable common stock attributable to this put right was included in Redeemable noncontrolling interests and equity on the Consolidated Balance Sheet.

Other Loss Contingencies

Laureate is subject to legal actions arising in the ordinary course of its business. In management's opinion, we have adequate legal defenses, insurance coverage, and/or accrued liabilities with respect to the eventuality of such actions. We do not believe that any settlement would have a material impact on

Laureate Education, Inc. and Subsidiaries
Notes to Consolidated Financial Statements (Continued)
(Dollars and shares in thousands)

Note 11. Commitments and Contingencies (Continued)

our Consolidated Financial Statements. Refer to Note 19, Legal and Regulatory Matters, for a discussion of certain matters.

Contingent Liabilities for Taxes

In May 2012, a Brazilian state supreme court ruling declared that a law passed by one of its municipal governments was unconstitutional. The municipality's federal appeal of the state ruling is pending. This municipal law, passed in the third quarter of 2010, had nullified certain tax assessments against one of our institutions in Brazil. As a result of the May 2012 state supreme court ruling, we recorded a liability for these tax contingencies of approximately \$20,100. During 2013, the Company revised its estimate for this Brazil tax contingency and recorded an additional \$3,800 of Direct costs. During the fourth quarter of 2013, we settled this tax assessment with the municipality and paid the entire liability. We initiated legal proceedings under the purchase agreement arbitration provisions against the former owners to recover the amounts paid for this tax contingency as the liability stems exclusively from the pre-acquisition period. During the year ended December 31, 2014, we reached a settlement with the former owners and recorded a gain of approximately \$6,700 in Operating income.

As of December 31, 2015 and 2014, Laureate has recorded cumulative liabilities totaling \$73,775 and \$121,867, respectively, for taxes other-than-income tax, principally payroll-tax-related uncertainties due to acquisitions of companies primarily in Latin America. The changes in this recorded liability are related to new acquisitions, interest and penalty accruals, changes in tax laws, expirations of statutes of limitations, settlements and changes in foreign currency exchange rates. The terms of the statutes of limitations on these contingencies vary but can be up to 10 years. This liability is included in Other long-term liabilities on the Consolidated Balance Sheets. We have also recorded current liabilities for taxes other-than-income tax of \$4,217 and \$2,362, respectively, as of December 31, 2015 and 2014, in Other current liabilities on the Consolidated Balance Sheets. We estimate our liabilities for taxes other-than-income tax that have a reasonable possibility of loss to be in the range of \$0 to approximately \$1,000, as of December 31, 2015, and we have not accrued for such potential losses. The recorded value of contingent liabilities is reduced when they are extinguished or the related statutes of limitations expire. Changes in the recorded values of non-income tax contingencies and the related indemnification assets impact operating income. The (decrease) increase to operating income for adjustments to non-income tax contingencies and indemnification assets were approximately \$(5,600), \$4,600 and \$7,200 for the years ended December 31, 2015, 2014 and 2013, respectively.

In addition, as of December 31, 2015 and 2014, Laureate has recorded cumulative liabilities for income tax contingencies of \$139,160 and \$126,466, respectively.

In most cases, Laureate has received indemnifications from the former owners and/or noncontrolling interest holders of the acquired businesses for contingencies, and therefore, we do not believe we will sustain an economic loss even if we are required to pay these additional amounts. As of December 31, 2015 and 2014, indemnification assets primarily related to acquisition contingencies were \$123,904 and \$184,916, respectively. These indemnification assets covered contingencies for income taxes and taxes other-than-income taxes.

Income tax contingencies are disclosed and discussed further in Note 15, Income Taxes.

Laureate Education, Inc. and Subsidiaries
Notes to Consolidated Financial Statements (Continued)
(Dollars and shares in thousands)

Note 11. Commitments and Contingencies (Continued)

Other Loss Contingencies

Laureate has accrued liabilities for certain civil actions against our institutions that existed prior to our acquisition of these entities. As of December 31, 2015 and 2014, approximately \$14,000 and \$13,000, respectively, of pre-acquisition loss contingencies were included in Other long-term liabilities and Other current liabilities on the Consolidated Balance Sheets. Laureate intends to vigorously defend against these lawsuits.

UNAB Chile Settlement

The planned March 2013 opening of a new campus building at UNAB Chile in our LatAm segment was delayed, resulting in the need to relocate students to temporary facilities while the building was completed. This also caused a several week delay to the start of the 2013 academic calendar year for these students. As a concession for the inconvenience experienced by the students who were affected, Laureate agreed to a one-time settlement in the form of discounts on those students' tuition. This settlement was recognized in the first quarter of 2013 as a reduction of Revenue, in accordance with ASC 605-50-45-2, "Customer Payments and Incentives." For the year ended December 31, 2013, the total reduction of Revenue for this settlement was approximately \$10,100.

Settlement of Insurance Claims

In February 2010 and April 2010, earthquakes struck near Concepción, Chile and in the Baja California region of Mexico, respectively, resulting in damage to a number of our locations in those areas. All significant repair work has since been completed, and we filed claims with our insurance carriers for both property damage and business interruption losses. We negotiated in good faith with our insurance carriers regarding disputed amounts of deductibles applied and losses covered; however we were unable to resolve these matters through negotiations. As a result, on October 12, 2011, we filed suit against the relevant insurance carrier in the U.S. District Court for the Southern District of New York (*Laureate Education, Inc. v. Insurance Company of the State of Pennsylvania*, Case No. 11 CIV 7175), seeking money damages in excess of \$11,000, a declaratory judgment that the carrier was obligated to indemnify us for our losses, and our costs, expenses and attorneys' fees. Discovery in this proceeding was completed and the parties both filed motions for summary judgment. On April 3, 2014, the court granted summary judgment for the carrier with respect to the \$5,000 in property damage claims, granted summary judgment for us for approximately \$900 with respect to one of the business interruption claims, and determined that a trial would be required for the remaining claims, which totaled approximately \$4,800, including prejudgment interest. On June 24, 2014, Laureate settled these remaining claims with the insurance carrier for \$3,350. The settlement proceeds were received by Laureate on June 30, 2014 and recorded as a reduction of General and administrative expenses during the second quarter of 2014. In December 2014, we reached a final settlement agreement with another party for one of the property damage claims discussed above. The settlement amount was \$1,475, and was recorded as a reduction of General and administrative expenses during the fourth quarter of 2014.

Laureate Education, Inc. and Subsidiaries
Notes to Consolidated Financial Statements (Continued)
(Dollars and shares in thousands)

Note 11. Commitments and Contingencies (Continued)

Material Guarantees—Student Financing

Chile

The accredited Chilean institutions in the Laureate network also participate in a government-sponsored student financing program known as Crédito con Aval del Estado (the CAE Program). The CAE Program was formally implemented by the Chilean government in 2006 to promote higher education in Chile for lower socio-economic level students in good academic standing. The CAE Program involves tuition financing and guarantees that are provided by our institutions and the government. As part of the CAE Program, these institutions provide guarantees which result in contingent liabilities to third-party financing institutions, beginning at 90% of the tuition loans made directly to qualified students enrolled through the CAE Program and declining to 60% over time. The guarantees by these institutions are in effect during the period in which the student is enrolled, and the guarantees are assumed entirely by the government upon the student's graduation. When a student leaves one of Laureate's institutions and enrolls in another CAE-qualified institution, the Laureate institution will remain guarantor of the tuition loans that have been granted up to the date of transfer, and until the student's graduation from a CAE-qualified institution. The maximum potential amount of payments our institutions could be required to make under the CAE Program was approximately \$428,000 and \$432,000 at December 31, 2015 and 2014, respectively. This maximum potential amount assumes that all students in the CAE Program do not graduate, so that our guarantee would not be assigned to the government, and that all students default on the full amount of the CAE-qualified loan balances. As of December 31, 2015 and 2014, we recorded \$18,829 and \$19,918, respectively, as estimated long-term guarantee liabilities for these obligations.

On October 4, 2012, the Chilean Congress approved Law No. 20.634 which amended Law No. 20.027, introducing an interest rate reduction from 6% to 2% on CAE loans. Current students could benefit from the reduction starting in March 2013 if they were current on their payments. The Law also provides that CAE loans cannot exceed the reference price established by the government for the program in which the student is enrolled, that the student begins to make payments 18 months after graduation, and that monthly payments may not exceed 10% of the participant's income if requested by the student. The prior government in Chile had proposed other changes to the student loan program. However, in the second quarter of 2014 the new government that was inaugurated on March 11, 2014 announced the withdrawal of all of the prior administration's higher education proposals and its intent to submit new bills to the Chilean Congress. We cannot predict the extent or outcome of any changes to the student loan system that may be implemented in Chile or whether any such changes may have a material impact on our Consolidated Financial Statements. See Note 2, Significant Accounting Policies.

Material Guarantees—Other

In conjunction with the purchase of UNP, Laureate pledged all of the acquired shares as a guarantee of our payments of rents as they become due. In the event that we default on any payment, the pledge agreement provides for a forfeiture of the relevant pledged shares. In the event of forfeiture, Laureate may be required to transfer the books and management of UNP to the former owners.

Laureate Education, Inc. and Subsidiaries
Notes to Consolidated Financial Statements (Continued)
(Dollars and shares in thousands)

Note 11. Commitments and Contingencies (Continued)

As discussed in Note 4, Acquisitions, Laureate acquired the remaining 49% ownership interest in UAM Brazil in April 2013. As part of the agreement to purchase the 49% ownership interest, Laureate pledged 49% of its total shares in UAM Brazil as a guarantee of our payment obligations under the purchase agreement. In the event that we default on any payment, the agreement provides for a forfeiture of the pledged shares.

In connection with the purchase of FMU on September 12, 2014, as described in Note 4, Acquisitions, Laureate pledged 75% of the acquired shares to third-party lenders as a guarantee of our payment obligations under the loans that financed a portion of the purchase price. See Note 9, Debt, for further description of the loans. Laureate pledged the remaining 25% of the acquired shares to the sellers as a guarantee of our payment obligations under the purchase agreement for the seller notes described in Note 5, Due to Shareholders of Acquired Companies. In the event that we default on any payment of the loans or seller notes, the purchase agreement provides for a forfeiture of the relevant pledged shares. Upon maturity and payment of the seller notes in September 2017, the shares pledged to the sellers will be pledged to the third-party lenders until full payment of the loans, which mature in April 2021.

Standby Letters of Credit

As of December 31, 2015 and 2014, Laureate had outstanding letters of credit (LOCs) of \$126,677 and \$107,377, respectively, which primarily consisted of the items discussed below.

As of December 31, 2015 and 2014, we had \$86,599 and \$89,322, respectively, posted as LOCs in favor of the DOE. These LOCs were required to allow Walden, Kendall, NewSchool, St. Augustine and NHU LLC to continue participating in the DOE Title IV program. These LOCs are fully collateralized with cash equivalents and certificates of deposit, which are classified as Restricted cash and investments on our December 31, 2015 Consolidated Balance Sheet.

As of December 31, 2015 and 2014, we had \$36,527 and \$14,447, respectively, posted as cash-collateralized LOCs related to the Spain Tax Audits. See Note 15, Income Taxes, for further detail. The cash collateral for these LOCs was classified as Restricted cash and investments on our December 31, 2015 and 2014 Consolidated Balance Sheets.

Surety Bonds and Other Commitments

As part of our normal operations, our insurers issue surety bonds on our behalf, as required by various state education authorities in the United States. We are obligated to reimburse our insurers for any payments made by the insurers under the surety bonds. As of December 31, 2015 and 2014, the total face amount of these surety bonds was \$3,366 and \$7,314, respectively. These bonds are fully collateralized with cash, which is classified as Restricted cash and investments on our December 31, 2015 Consolidated Balance Sheet.

Note 12. Financing Receivables

Laureate's financing receivables consist primarily of trade receivables related to student tuition financing programs with an initial term in excess of one year. We have offered long-term financing through execution of note receivable agreements with students at some of our institutions. The

Laureate Education, Inc. and Subsidiaries
Notes to Consolidated Financial Statements (Continued)
(Dollars and shares in thousands)

Note 12. Financing Receivables (Continued)

repayment terms on these tuition financing programs vary and range from three to 18 years. Our disclosures include financing receivables that are classified in our Consolidated Balance Sheets as both current and long-term, reported in accordance with ASC 310, "Receivables."

Laureate's financing receivables balances were as follows:

<u>December 31,</u>	<u>2015</u>	<u>2014</u>
Financing receivables	\$ 32,802	\$ 41,404
Allowance for doubtful accounts	<u>(10,576)</u>	<u>(15,240)</u>
Financing receivables, net of allowances	<u>\$ 22,226</u>	<u>\$ 26,164</u>

We do not purchase financing receivables in the ordinary course of our business. We may sell certain receivables that are significantly past due. No material amounts of financing receivables were sold during the periods reported herein.

Delinquency is the primary indicator of credit quality for our financing receivables. Receivable balances are considered delinquent when contractual payments on the loan become past due. Delinquent financing receivables are placed on non-accrual status for interest income. The accrual of interest is resumed when the financing receivable becomes contractually current and when collection of all remaining amounts due is reasonably assured. We record an Allowance for doubtful accounts to reduce our financing receivables to their net realizable value. The Allowance for doubtful accounts is based on the age of the receivables, the status of past-due amounts, historical collection trends, current economic conditions, and student enrollment status. Each of our institutions evaluates its balances for potential impairment. We consider impaired loans to be those that are past due one year or greater, and those that are modified as a troubled debt restructuring (TDR). The aging of financing receivables grouped by country portfolio was as follows:

	<u>Chile</u>	<u>Other</u>	<u>Total</u>
As of December 31, 2015			
Amounts past due less than one year	\$10,404	\$ 1,166	\$11,570
Amounts past due one year or greater	<u>4,048</u>	<u>606</u>	<u>4,654</u>
Total past due (on non-accrual status)	14,452	1,772	16,224
Not past due	<u>11,159</u>	<u>5,419</u>	<u>16,578</u>
Total financing receivables	<u>\$25,611</u>	<u>\$ 7,191</u>	<u>\$32,802</u>
As of December 31, 2014			
Amounts past due less than one year	\$12,390	\$ 2,217	\$14,607
Amounts past due one year or greater	<u>5,254</u>	<u>542</u>	<u>5,796</u>
Total past due (on non-accrual status)	17,644	2,759	20,403
Not past due	<u>13,520</u>	<u>7,481</u>	<u>21,001</u>
Total financing receivables	<u>\$31,164</u>	<u>\$10,240</u>	<u>\$41,404</u>

Laureate Education, Inc. and Subsidiaries
Notes to Consolidated Financial Statements (Continued)
(Dollars and shares in thousands)

Note 12. Financing Receivables (Continued)

The following is a rollforward of the Allowance for doubtful accounts related to financing receivables from December 31, 2012 through December 31, 2015, grouped by country portfolio:

	<u>Chile</u>	<u>Other</u>	<u>Total</u>
Balance at December 31, 2012	\$(28,385)	\$(2,977)	\$(31,362)
Charge-offs	8,718	582	9,300
Recoveries	149	21	170
Reclassifications	—	(471)	(471)
Provision	(407)	(2,039)	(2,446)
Currency adjustments	2,090	435	2,525
Balance at December 31, 2013	<u>(17,835)</u>	<u>(4,449)</u>	<u>(22,284)</u>
Charge-offs	6,800	782	7,582
Recoveries	—	—	—
Reclassifications	—	(274)	(274)
Provision	(2,345)	(586)	(2,931)
Currency adjustments	2,317	350	2,667
Balance at December 31, 2014	<u>(11,063)</u>	<u>(4,177)</u>	<u>(15,240)</u>
Charge-offs	3,648	232	3,880
Recoveries	—	4	4
Reclassifications	—	(16)	(16)
Provision	(1,105)	(46)	(1,151)
Currency adjustments	1,280	667	1,947
Balance at December 31, 2015	<u>\$ (7,240)</u>	<u>\$ (3,336)</u>	<u>\$ (10,576)</u>

Restructured Receivables

A TDR is a financing receivable in which the borrower is experiencing financial difficulty and Laureate has granted an economic concession to the student debtor that we would not otherwise consider. When we modify financing receivables in a TDR, Laureate typically offers the student debtor an extension of the loan maturity and/or a reduction in the accrued interest balance. In certain situations, we may offer to restructure a financing receivable in a manner that ultimately results in the forgiveness of contractually specified principal balances. Our only TDRs are in Chile.

The number of financing receivable accounts and the pre- and post-modification account balances modified under the terms of a TDR during the years ended December 31, 2015, 2014 and 2013 were as follows:

	<u>Number of Financing Receivable Accounts</u>	<u>Pre-Modification Balance Outstanding</u>	<u>Post-Modification Balance Outstanding</u>
2015	1,044	\$5,251	\$4,796
2014	1,070	\$7,002	\$6,452
2013	1,167	\$9,604	\$9,210

Laureate Education, Inc. and Subsidiaries
Notes to Consolidated Financial Statements (Continued)
(Dollars and shares in thousands)

Note 12. Financing Receivables (Continued)

The preceding table represents accounts modified under the terms of a TDR during the year ended December 31, 2015, whereas the following table represents accounts modified as a TDR between January 1, 2014 and December 31, 2015 that subsequently defaulted during the year ended December 31, 2015:

	<u>Number of Financing Receivable Accounts</u>	<u>Balance at Default</u>
Total	705	\$2,864

The following table represents accounts modified as a TDR between January 1, 2013 and December 31, 2014 that subsequently defaulted during the year ended December 31, 2014:

	<u>Number of Financing Receivable Accounts</u>	<u>Balance at Default</u>
Total	726	\$4,376

The following table represents accounts modified as a TDR between January 1, 2012 and December 31, 2013 that subsequently defaulted during the year ended December 31, 2013:

	<u>Number of Financing Receivable Accounts</u>	<u>Balance at Default</u>
Total	533	\$4,652

Note 13. Share-based Compensation

Share-based compensation expense was as follows:

<u>For the years ended December 31,</u>	<u>2015</u>	<u>2014</u>	<u>2013</u>
Stock compensation for directors' fees	\$ 827	\$ 825	\$ 300
Stock options, net of estimated forfeitures	23,120	25,772	36,284
Restricted stock awards	10,173	13,981	3,821
Executive profits interest plan	—	115	735
Total non-cash stock compensation	34,120	40,693	41,140
Deferred compensation arrangement	4,901	7,653	8,372
Stock options liability	—	844	—
Total	<u>\$39,021</u>	<u>\$49,190</u>	<u>\$49,512</u>

Share-based Deferred Compensation Arrangement

Immediately prior to August 17, 2007 (the Merger Date), Laureate's Chief Executive Officer and another then-member of the Board of Directors held vested equity-based awards which they exchanged on the Merger Date for unfunded, nonqualified share-based deferred compensation arrangements having an aggregate fair value at that time of \$126,739. Prior to the occurrence of an initial public offering, each deferred compensation arrangement allows the participant the potential to earn an amount (at any time, a Plan Balance) equal to the product of (A) the number of "phantom shares"

Laureate Education, Inc. and Subsidiaries
Notes to Consolidated Financial Statements (Continued)
(Dollars and shares in thousands)

Note 13. Share-based Compensation (Continued)

credited to the participant's account, and (B) the lesser of (i) the fair market value per "phantom share" on the Merger Date plus a 5% compounded annual return thereon, and (ii) the fair market value per "phantom share" on the earlier of September 17, 2014 (the Distribution Date) or a change of control. On and after the occurrence of an initial public offering, each deferred compensation arrangement allows the participant the potential to earn a Plan Balance equal to the product of (A) the number of "phantom shares" credited to the participant's account as of the initial public offering and (B) the fair market value per "phantom share" on the Distribution Date or a change of control, as applicable. Under these deferred compensation arrangements \$81,000 was paid out on the Distribution Date. This payment was included in Accounts payable and accrued expenses within the operating activities section of the Consolidated Statement of Cash Flows for the year ended December 31, 2014. The Plan Balances remaining after the Distribution Date accrue interest at a compound annual interest rate of 5%. Under the terms of the plan, the next \$81,000 plus accrued interest on the Plan Balances remaining after the Distribution Date would be paid out on the first anniversary of the Distribution Date. The remaining Plan Balance after the first anniversary distribution would be paid out on the second anniversary from the Distribution Date.

If Laureate has not consummated an initial public offering prior to the first or second anniversary of the Distribution Date, as applicable, the scheduled distribution will be made in cash. Distributions made after Laureate has consummated an initial public offering would generally be made in shares of Laureate common stock, the number of which will depend on the value of the shares on the date of distribution. Notwithstanding the foregoing, immediately upon a change of control, the arrangements will be terminated and liquidated and the Plan Balances will be distributed in a lump sum. A change of control would generally occur if all or substantially all of the assets of Laureate or more than 50% of our equity interests are sold. Prior to the Distribution Date, we recognize the deferred compensation arrangement expense ratably based on the 5% compounded annual rate of return, which can be reduced based on the estimated fair value of Laureate's common stock if the compounded annual rate of return of Laureate's common stock is less than a 5% compounded annual growth rate. After the Distribution Date, we recognize the deferred compensation arrangement expense ratably based on the 5% compounded annual interest rate.

For the years ended December 31, 2015, 2014 and 2013, Laureate recorded share-based compensation expense for this deferred compensation arrangement of \$4,901, \$7,653 and \$8,372, respectively. As of December 31, 2014, the total liability recorded for the deferred compensation arrangement was \$99,679, of which \$82,165 was payable on September 17, 2015, the first anniversary of the Distribution Date, and was therefore recorded as a current liability in Deferred compensation on the 2014 Consolidated Balance Sheet. The remaining noncurrent portion of the liability of \$17,514 was recorded in Deferred compensation as a noncurrent liability. The participants agreed to extend the payment due on September 17, 2015 (the 2015 Obligation), the first anniversary of the Distribution Date, until December 31, 2015, in order to agree with the Company on a form of payment that we believe more closely aligns with the long-term interests of the Company and our securityholders.

On December 29, 2015 (the 2015 Executive DCP Closing Date), we satisfied the 2015 Obligation by paying the participants a total amount of \$87,117, including \$6,117 in interest from the Distribution Date to the 2015 Executive DCP Closing Date. The payment consisted of \$37,071 in cash and \$50,046 in aggregate principal amount of Senior Notes due 2019. The participants agreed not to offer or sell

Laureate Education, Inc. and Subsidiaries
Notes to Consolidated Financial Statements (Continued)
(Dollars and shares in thousands)

Note 13. Share-based Compensation (Continued)

their Senior Notes due 2019, other than to the Company, until 12 months after the 2015 Executive DCP Closing Date. See also Note 9, Debt and Note 17, Related Party Transactions.

As of December 31, 2015, the total liability recorded for the deferred compensation arrangement was \$17,463, which is payable on September 17, 2016, the second anniversary of the Distribution Date, and was therefore recorded as a current liability in Deferred compensation on the 2015 Consolidated Balance Sheet.

2007 Stock Incentive Plan

In August 2007, the Board of Directors approved the Laureate Education, Inc. 2007 Stock Incentive Plan (2007 Plan). The total shares authorized under the 2007 Plan were 9,232. Shares that are forfeited, terminated, canceled, allowed to expire unexercised, withheld to satisfy tax withholding, or repurchased are available for re-issuance. Any awards that have not vested upon termination of employment for any reason are forfeited. Following the October 2, 2013 modification discussed further below, upon voluntary or involuntary termination without cause (including death or disability), the grantee (or the estate) has a period of time after termination to exercise options vested prior to termination. The 2007 Plan's restricted stock awards have a claw-back feature whereby all vested shares, or the gross proceeds from the sale of those shares, must be returned to Laureate for no consideration if the employee does not abide by the agreed-upon restrictive covenants such as covenants not to compete and covenants not to solicit.

Stock Options Under 2007 Plan

Stock option awards under the 2007 Plan have a contractual life of 10 years and were granted with an exercise price equal to the fair market value of Laureate's stock at the date of grant. Our option agreements generally divide each option grant equally into options that are subject to time-based vesting (Time Options) and options that are eligible for vesting based on achieving pre-determined performance targets (Performance Options). Prior to the October 2013 modification, discussed below, under the 2007 Plan these performance targets were Pro-rata EBITDA earnings targets. The Time Options generally vest ratably on the first through fifth grant date anniversary. The Performance Options are divided into tranches. Each tranche is eligible to vest annually upon the Board of Directors' determination that Laureate has attained fiscal year earnings (Pro-rata EBITDA, as defined in the agreement) that equal the performance targets (Pro-rata EBITDA targets). These performance targets are set at the time of the award's issuance and, for options outstanding at the time, were amended in August 2010 and October 2013. Our option agreements provide that if our fiscal year earnings are at least 95%, at least 90%, or below 90%, of the applicable earnings target then 75%, 50%, or 0%, respectively, of the applicable Performance Option tranche will vest. The Plan includes a "catch-up" provision such that, in the event that we do not achieve 100% of the performance target in a particular fiscal year, the Performance Option Tranche may vest in any subsequent year, within eight years from the date of the grant, if and to the extent a greater percentage of a subsequent year's earnings target is achieved. Certain Performance Option awards granted prior to February 2, 2008 also included a separate tranche, equal to 30% of the total performance award, that vested upon the Board of Directors' determination that Laureate had attained a higher earnings target prior to August 17, 2017 (Special 30% Performance Vesting). During 2013, we believed it was probable that we would

Laureate Education, Inc. and Subsidiaries
Notes to Consolidated Financial Statements (Continued)
(Dollars and shares in thousands)

Note 13. Share-based Compensation (Continued)

attain the predetermined higher earnings target for the Special 30% Performance Vesting tranche in 2014; accordingly, we accrued \$4,499 additional performance option expense related to this special tranche in 2013. This Special 30% Performance Vesting tranche was fully vested as of December 31, 2014.

Stock options and restricted stock awards granted under the 2007 Plan have provisions for accelerated vesting if there is a change in control of Laureate. As defined in the 2007 Plan, a change in control would occur if substantially all of the assets of Laureate or more than 50% of our equity interests are sold. If a change in control should occur, all of the outstanding Time Options and unvested restricted stock held by the employees would become fully vested and immediately exercisable. The Performance Options will become immediately exercisable in the event of a change in control only if, and to the extent, the Board of Directors, in its discretion, elects to vest them.

Compensation expense is recognized over the period during which an employee is required to provide service in exchange for the award, which is usually the vesting period. For Time Options, expense is recognized ratably over the five-year vesting period. For Performance Options, expense is recognized under a graded expense attribution method, to the extent that it is probable that the stated annual performance target will be achieved and options will vest for any year. We assess the probability of each option tranche vesting throughout the life of each grant.

2007 Plan Stock Option Modifications

On October 2, 2013, the Compensation Committee of Laureate's Board of Directors modified the 2007 Plan. The modification i) changed the performance metrics and targets for all unvested Performance Options to match the targets of the 2013 Plan beginning with the 2013 target; ii) modified the post termination exercise provisions for resignation, good leaving, death and disability, and retirement to match the termination provision under the 2013 Plan, which is a post termination exercise period of: 90 days for resignation, two years for termination due to death or disability or, after an initial public offering of our common stock, good leaving, and five years for retirement; iii) reallocated the outstanding unvested 2012 performance tranche to vest in the remaining performance years of the grant on a pro-rata basis for only those employees who received stock options awards for first time in 2012; and iv) forfeit all other outstanding unvested 2012 performance options, disallowing the ability to catch up on the vesting, as the performance target was not met. As a result of this modification, we recognized \$5,547 of additional Performance Option expense in 2013.

2013 Long-Term Incentive Plan

On June 13, 2013, Laureate's Board of Directors approved the Laureate Education, Inc. 2013 Long-Term Incentive Plan (2013 Plan), as a successor plan to Laureate's 2007 Plan. The 2013 Plan became effective in June 2013, following approval by the stockholders of Laureate. No further awards will be made under the 2007 Plan now that the 2013 Plan is effective. Under the 2013 Plan, the Company may grant stock options, stock appreciation rights, unrestricted common stock or restricted stock (collectively, "stock awards"), unrestricted stock units or restricted stock units, and other stock-based awards, to eligible individuals on the terms and subject to the conditions set forth in the 2013 Plan. As of the effective date, the total number of shares of common stock issuable under the 2013 Plan were 7,521, which is equal to the sum of (i) 7,074 shares plus (ii) 447 shares of common stock that

Laureate Education, Inc. and Subsidiaries
Notes to Consolidated Financial Statements (Continued)
(Dollars and shares in thousands)

Note 13. Share-based Compensation (Continued)

were still available for issuance under Laureate's 2007 Plan. In September 2015, the Board of Directors approved an amendment to increase the total number of shares of common stock issuable under the 2013 Plan by 1,219. Shares that are forfeited, terminated, canceled, allowed to expire unexercised, withheld to satisfy tax withholding, or repurchased are available for re-issuance. Any awards that have not vested upon termination of employment for any reason are forfeited. Holders of restricted stock shall have all of the rights of a stockholder of common stock including, without limitation, the right to vote and the right to receive dividends. However, dividends declared payable on performance-based restricted stock shall be subjected to forfeiture at least until achievement of the applicable performance target related to such shares of restricted stock. Any accrued but unpaid dividends on unvested restricted stock shall be forfeited upon termination of employment. Holders of stock units do not have any rights of a stockholder of common stock and are not entitled to receive dividends. All awards outstanding under the 2013 Plan terminate upon the liquidation, dissolution or winding up of Laureate. The 2013 Plan will remain in effect until the earlier of (a) the earliest date as of which all awards granted under the Plan have been satisfied in full or terminated and no shares of common stock are available to be granted or (b) June 12, 2023.

Stock options, stock appreciation rights and restricted stock units granted under the 2013 Plan have provisions for accelerated vesting if there is a change in control of Laureate. As defined in the 2013 Plan, a change in control means the first of the following to occur: i) a change in ownership of Laureate or Wengen or ii) a change in the ownership of assets of Laureate. A change in ownership of Laureate or Wengen shall occur on the date that more than 50% of the total voting power of the capital stock of Laureate is sold or more than 50% of the partnership interests of Wengen is sold in a single or a series of related transactions. A change in the ownership of assets of Laureate would occur if 80% or more of the total gross fair market value of all of the assets of Laureate are sold during a 12-month period. The gross fair market value of Laureate is determined without regard to any liabilities associated with such assets. Upon consummation of the change in control and an employee's "qualifying termination" (as defined in the employee's award agreement): a) those time-based stock options and stock appreciation rights that would have vested and become exercisable on or prior to the third anniversary of the effective time of change in control would become fully vested and immediately exercisable; b) those performance-based stock options and stock appreciation rights that would have vested and become exercisable had Laureate achieved the performance targets in the three fiscal years ending coincident with or immediately subsequent to the effective time of such change in control, excluding the portion of awards that would have vested only pursuant to any catch-up provisions, would become fully vested and immediately exercisable; c) those time-based restricted stock awards that would have become vested and free of forfeiture risk and lapse restriction on or prior to the third anniversary of the effective time of such change in control would become fully vested and immediately exercisable; d) those performance-based restricted stock awards that would have vested and become free of forfeiture risk and lapse restrictions had Laureate achieved the target performance in the three fiscal years ending coincident with or immediately subsequent to the effective time of such change in control would become fully vested and immediately exercisable; e) those time-based restricted stock units that would have become vested or earned on or prior to the third anniversary of the effective time of such change in control would become vested and earned and be settled in cash or shares of common stock as promptly as practicable; and f) those performance-based restricted stock units, performance shares and performance units that would have become vested or earned had Laureate achieved the target

Laureate Education, Inc. and Subsidiaries
Notes to Consolidated Financial Statements (Continued)
(Dollars and shares in thousands)

Note 13. Share-based Compensation (Continued)

performance in the three fiscal years ending coincident with or immediately subsequent to the effective time of such change in control would become vested and earned and be settled in cash or shares of common stock as promptly as practicable. After giving effect to the foregoing change in control acceleration, any remaining unvested time-based and performance-based stock options, stock appreciation rights, restricted stock, restricted stock units, performance shares and performance share units shall be forfeited for no consideration.

Stock Options Under 2013 Plan

Stock option awards under the 2013 Plan have a contractual term of 10 years and are granted with an exercise price equal to the fair market value of Laureate's stock at the date of grant. During 2015, 2014 and 2013, we granted various employees stock options for 1,447, 386 and 4,344 shares respectively. These options vest over a period of five years. Of the options granted in 2015, 2014 and 2013, 1,073, 353 and 3,369, respectively, are Time Options and the remainder are Performance Options. The Performance Options granted under the 2013 Plan are eligible for vesting based on achieving annual pre-determined Equity Value performance targets, as defined in the plan, and the continued service of the employee. The performance based awards include a catch-up provision, allowing the grantee to vest in any year in which a target is missed if a following year's target is achieved as long as the following year is within eight years from the grant date.

Compensation expense is recognized over the period during which an employee is required to provide service in exchange for the award, which is usually the vesting period. For Time Options, expense is recognized ratably over the five-year vesting period. For Performance Options, expense is recognized under a graded expense attribution method, to the extent that it is probable that the stated annual earnings target will be achieved and options will vest for any year. We assess the probability of each option tranche vesting throughout the life of each grant.

Equity Award Modifications

Equity Restructuring Modification

In December 2013, the combination of entities under common control caused an equity restructuring and therefore resulted in a modification of share-based awards granted to employees under ASC 718-10-35-6 "Stock Compensation." The amount of the stock compensation charge resulting from this modification was determined based on the estimated fair value of Laureate Asia at the date it was transferred to Laureate.

In connection with the combination of Laureate Asia into Laureate, Wengen and another institutional investor group that is a minority shareholder of Laureate entered into a share transfer agreement, pursuant to which the minority shareholder agreed to transfer to Wengen a portion of its Laureate shares based upon the outcome of certain events. Under the terms of the share transfer agreement, the minority shareholder will be required to transfer a portion of its Laureate shares to Wengen. This share transfer will have the effect of reducing the institutional investor group's ownership in Laureate, but will not reduce the Company's employee shareholders' ownership in Laureate. Therefore, Wengen's recapitalization of Laureate through a contribution of Laureate Asia resulted in a modification of all share-based awards granted to employees. As a result of this modification, we

Laureate Education, Inc. and Subsidiaries
Notes to Consolidated Financial Statements (Continued)
(Dollars and shares in thousands)

Note 13. Share-based Compensation (Continued)

recognized \$6,455 of additional expense in 2013 for vested Performance Options, vested Time Options and shares held by current and former employees.

Modification of a Former Executive's Award

In 2014, the Company issued a note payable to a former executive for \$3,771 in exchange for vested share-based compensation. We accounted for this as an equity-to-liability award modification. The note has an interest rate of 5% and is payable upon the earlier of: 1) the occurrence of certain contingent events or 2) July 31, 2019.

Stock Option Activity for 2007 and 2013 Plans

The following tables summarize the stock option activity and the assumptions used to record the related share-based compensation expense for the years ended December 31, 2015, 2014 and 2013:

	2015			2014			2013		
	Options	Weighted Average Exercise Price	Aggregate Intrinsic Value	Options	Weighted Average Exercise Price	Aggregate Intrinsic Value	Options	Weighted Average Exercise Price	Aggregate Intrinsic Value
Outstanding at January 1 . . .	10,919	\$25.84	\$48,851	12,102	\$25.40	\$57,094	8,459	\$20.40	\$119,604
Granted	1,447	\$26.72		386	\$27.76		4,344	\$34.52	
Exercised	(460)	\$18.76	3,365	(841)	\$19.36	11,046	(226)	\$19.08	3,503
Forfeited or expired	(479)	\$28.52		(728)	\$27.04		(475)	\$22.36	
Outstanding at									
December 31	11,427	\$26.12	\$20,339	10,919	\$25.84	\$48,851	12,102	\$25.40	\$ 57,094
Exercisable at December 31	8,293	\$24.32	\$20,328	7,600	\$22.88	\$47,812	6,839	\$21.32	\$ 48,159
Vested and expected to vest	11,110	\$26.08	\$20,339	10,499	\$25.56	\$48,833	10,666	\$24.60	\$ 55,289

Laureate Education, Inc. and Subsidiaries
Notes to Consolidated Financial Statements (Continued)
(Dollars and shares in thousands)

Note 13. Share-based Compensation (Continued)

Exercise Prices	Options Outstanding		Options Exercisable		Assumption Range*		
	Number of Shares	Weighted Average Remaining Contractual Terms (Years)	Number of Shares	Weighted Average Remaining Contractual Terms (Years)	Risk-Free Interest Rate	Expected Terms in Years	Expected Volatility
Year Ended							
December 31, 2015							
\$18.36 - \$19.56	3,790	1.8	3,790	1.8	0.32% - 4.20%	1.90 - 6.95	26.85% - 52.47%
\$20.16 - \$21.28	353	2.7	353	2.7	0.42% - 3.60%	2.11 - 6.52	33.24% - 52.47%
\$21.48 - \$21.52	516	4.8	512	4.8	0.68% - 2.63%	3.38 - 6.58	38.16% - 52.47%
\$21.68 - \$22.32	344	4.1	344	4.1	0.57% - 3.03%	2.18 - 6.52	36.78% - 52.47%
\$22.88 - \$31.92	2,634	8.2	1,108	7.1	0.73% - 2.86%	4.00 - 6.52	39.03% - 58.84%
\$34.52	3,788	7.8	2,184	7.8	1.76% - 2.07%	6.02 - 7.12	51.51% - 53.51%
Year Ended							
December 31, 2014							
\$18.36 - \$19.56	4,308	2.8	4,308	2.8	0.32% - 4.20%	1.90 - 6.95	26.85% - 52.47%
\$20.16 - \$21.28	376	3.7	376	3.7	0.42% - 3.60%	2.11 - 6.52	33.24% - 52.47%
\$21.48 - \$21.52	550	5.8	470	5.8	0.68% - 2.63%	3.38 - 6.58	38.16% - 52.47%
\$21.68 - \$22.32	354	5.1	317	5.1	0.57% - 3.03%	2.18 - 6.52	36.78% - 52.47%
\$22.88 - \$31.92	1,322	7.7	590	7.2	0.73% - 2.86%	4.00 - 6.52	39.03% - 58.84%
\$34.52	4,008	8.8	1,537	8.8	1.76% - 2.07%	6.02 - 7.12	51.51% - 53.51%
Year Ended							
December 31, 2013							
\$18.36 - \$19.56	5,178	3.7	4,459	3.7	0.32% - 4.20%	1.90 - 6.55	26.85% - 52.47%
\$20.16 - \$21.28	563	3.5	560	3.1	0.42% - 3.60%	2.11 - 6.52	33.24% - 52.47%
\$21.48 - \$21.52	608	6.8	399	6.8	0.68% - 2.63%	3.38 - 6.58	38.16% - 52.47%
\$21.68 - \$22.32	401	6.1	273	6.1	0.57% - 3.03%	2.18 - 6.52	36.78% - 52.47%
\$22.88 - \$31.92	1,005	8.0	325	7.8	0.73% - 2.86%	4.00 - 6.52	39.03% - 53.80%
\$34.52	4,344	9.8	821	9.8	1.76% - 2.07%	6.02 - 7.12	51.51% - 53.51%

* The expected dividend yield is zero for all options in all years.

The weighted-average estimated fair value of stock options granted was \$13.80, \$15.68 and \$17.96 per share for the years ended December 31, 2015, 2014 and 2013, respectively.

As of December 31, 2015, Laureate had \$44,148 of unrecognized share-based compensation costs related to stock options outstanding. Of the total unrecognized cost, \$37,316 relates to Time Options and \$6,832 relates to Performance Options. The unrecognized Time Options expense is expected to be recognized over a weighted-average expense period of 2.7 years.

Laureate Education, Inc. and Subsidiaries
Notes to Consolidated Financial Statements (Continued)
(Dollars and shares in thousands)

Note 13. Share-based Compensation (Continued)

Non-Vested Restricted Stock and Restricted Stock Units

The following table summarizes the non-vested restricted stock and restricted stock units activity for the years ended December 31, 2015, 2014 and 2013:

	2015		2014		2013	
	Shares	Weighted Average Grant Date Fair Value	Shares	Weighted Average Grant Date Fair Value	Shares	Weighted Average Grant Date Fair Value
Non-vested at January 1	694	\$32.48	931	\$33.76	148	\$23.52
Granted	449	\$26.28	159	\$28.00	869	\$34.52
Vested	(215)	\$31.48	(337)	\$33.56	(66)	\$24.52
Forfeited	(63)	\$31.08	(59)	\$34.24	(20)	\$21.52
Non-vested at December 31	865	\$29.60	694	\$32.48	931	\$33.76

Restricted stock units granted under the 2013 Plan consist of time-based restricted stock units and performance-based restricted stock units with various vesting periods over the next five years. Performance-based restricted stock units are eligible to vest annually upon the Board of Directors' determination that the annual performance targets are met. The performance targets are the same as for Performance Options, as defined in the 2013 Plan. The performance-based restricted stock units include a catch-up provision, allowing the grantee to vest in any year in which a target is missed if a following year's target is obtained as long as the following year is within eight years from the grant date.

Restricted stock granted under the 2007 Plan consists of time-based restricted stock with vesting periods of five years.

The fair value of the non-vested restricted stock awards in the table above is measured using the fair value of Laureate's common stock on the date of grant or the most recent modification date whichever is later.

As of December 31, 2015, unrecognized share-based compensation expense related to non-vested restricted stock and restricted stock units awards was \$15,543. Of the total unrecognized cost, \$5,843 relates to time-based restricted stock and restricted stock units and \$9,700 relates to performance-based restricted stock units. This unrecognized expense for time-based restricted stock and restricted stock units will be recognized over a weighted-average expense period of 2.3 years.

Common Shares Issued or Deferred for Directors' Fees

In 2015, 2014 and 2013, certain directors elected to receive their annual Board of Directors compensation in shares of common stock. For the years ended December 31, 2015, 2014 and 2013, respectively, Board compensation paid in shares was \$209, \$275 and \$300, and we issued 8, 10 and 8 shares of common stock at per share fair values of \$25.76, \$27.48 and \$34.52. In addition, for the years ended December 31, 2015 and 2014, we recognized additional compensation expense of \$618 and \$550, respectively, for restricted stock granted to directors. Certain directors have elected to defer their annual compensation in accordance with the provisions of our directors' Deferred Compensation Plan.

Laureate Education, Inc. and Subsidiaries
Notes to Consolidated Financial Statements (Continued)
(Dollars and shares in thousands)

Note 13. Share-based Compensation (Continued)

In 2013 and again in 2014, a member of our Board of Directors elected to receive 1 share that had been previously deferred. Accordingly, the shares were issued and distributed. As of both December 31, 2015 and 2014, the number of shares of common stock that remained reserved for future issuance to directors was 7.

Executive Profits Interests

On behalf of Laureate, Wengen granted to our CEO the Executive Profits Interests award (EPI). The EPI contained a time-based portion that vested over a five-year schedule and a performance-based portion that vested to the extent that the Company achieved predetermined earnings targets similar to performance options over a five-year period. This award was fully vested by December 31, 2014.

Note 14. Derivative Instruments

In the normal course of business, our operations are exposed to fluctuations in foreign currency values and interest rate changes. We may seek to control a portion of these risks through a risk management program that includes the use of derivative instruments.

The interest and principal payments for Laureate's senior long-term debt arrangements are to be paid primarily in USD. Our ability to make debt payments is subject to fluctuations in the value of the USD against foreign currencies, since a majority of our operating cash used to make these payments is generated by subsidiaries with functional currencies other than USD. As part of our overall risk management policies, Laureate has entered into a foreign currency swap contract and floating-to-fixed interest rate swap contracts. In addition, we occasionally enter into foreign exchange forward contracts to reduce the earnings impact of other non-functional currency-denominated receivables and payables.

We do not enter into speculative or leveraged transactions, nor do we hold or issue derivatives for trading purposes. We generally intend to hold our derivatives until maturity.

Laureate reports all derivatives at fair value. These contracts are recognized as either assets or liabilities, depending upon the derivative's fair value. Gains or losses associated with the change in the fair value of these swaps are recognized in our Consolidated Statements of Operations on a current basis over the term of the contracts, unless designated and effective as a hedge. For swaps that are designated and effective as cash flow hedges, gains or losses associated with the change in fair value of the swaps are recognized in our Consolidated Balance Sheets as a component of Accumulated Other Comprehensive Income (AOCI) and amortized into earnings as a component of Interest expense over the term of the related hedged items.

Laureate Education, Inc. and Subsidiaries
Notes to Consolidated Financial Statements (Continued)
(Dollars and shares in thousands)

Note 14. Derivative Instruments (Continued)

The reported fair value of our derivatives, which are primarily classified in Derivative instruments on our Consolidated Balance Sheets, were as follows:

<u>December 31,</u>	<u>2015</u>	<u>2014</u>
Derivatives designated as hedging instruments:		
Long-term liabilities:		
Interest rate swaps	\$13,250	\$18,879
Derivatives not designated as hedging instruments:		
Current assets:		
Cross currency and interest rate swaps	238	—
Current liabilities:		
Cross currency and interest rate swaps	688	—
Long-term liabilities:		
Cross currency and interest rate swaps	5,662	4,755
Interest rate swaps	414	621
Total derivative instrument assets	<u>\$ 238</u>	<u>\$ —</u>
Total derivative instrument liabilities	<u>\$20,014</u>	<u>\$24,255</u>

Derivatives Designated as Hedging Instruments

Interest Rate Swaps

In September 2011, Laureate entered into two forward interest rate swap agreements with notional amounts of \$450,000 and \$300,000, respectively. We have designated these derivatives as cash flow hedges. The swaps were associated with existing debt, and effectively fix interest rates on existing variable-rate borrowings in order to manage our exposure to future interest rate volatility. Both swaps have an effective date of June 30, 2014 and mature on June 30, 2017. The terms of the swaps require Laureate to pay interest on the basis of fixed rates of 2.61% on the \$450,000 notional amount swap and 2.71% on the \$300,000 notional amount swap, and receive interest for both swaps on the basis of three-month LIBOR, with a floor of 1.25%. The gain or loss on these swaps is deferred in AOCI and will be reclassified into earnings as a component of Interest expense in the same period during which the hedged forecasted transactions will affect earnings. Laureate determines the effectiveness of these swaps using the hypothetical derivative method. During the years ended December 31, 2015, 2014 and 2013, the amount of gain or loss recognized in income on the ineffective portion of derivative instruments designated as hedging instruments was \$0, as the swaps were 100% effective. During the next 12 months, approximately \$9,900 is expected to be reclassified from AOCI into income. As of December 31, 2015 and 2014, these interest rate swaps had an estimated fair value of \$13,250 and \$18,879, respectively.

The table below shows the total recorded unrealized gain (loss) of these swaps in Comprehensive income (loss). The impact of derivative instruments designated as hedging instruments on

Laureate Education, Inc. and Subsidiaries
Notes to Consolidated Financial Statements (Continued)
(Dollars and shares in thousands)

Note 14. Derivative Instruments (Continued)

Comprehensive income (loss), Interest expense and AOCI for the years ended December 31, 2015, 2014 and 2013 were as follows:

	Gain (Loss) Recognized in Comprehensive Income (Loss) (Effective Portion)			Income Statement Location	Loss Reclassified from AOCI to Income (Effective Portion)		
	2015	2014	2013		2015	2014	2013
Interest rate swaps	\$5,629	\$(733)	\$2,667	Interest expense	\$(10,660)	\$(5,374)	\$—

Derivatives Not Designated as Hedging Instruments

USD to Swiss Franc (CHF) Foreign Currency Forward Swaps

In November 2015, Laureate entered into a USD to CHF foreign exchange forward swap agreement. We executed an initial conversion of CHF 14,000 to US \$14,113. The swap had an original maturity of March 9, 2016 that was extended to June 8, 2016, at a fixed exchange rate of \$0.9920. For accounting purposes, the swap was not designated as a hedging instrument. As of December 31, 2015, the swap had an estimated fair value of \$238, and was included in Prepaid expenses and other current assets on the Consolidated Balance Sheet.

In May 2015, Laureate entered into two USD to CHF foreign exchange forward swap agreements. These swaps were intended to hedge the currency effects of the strengthening USD for anticipated cash outlays in CHF over the seven months subsequent to the execution date for a tax payment, along with expected working capital requirements. We executed an initial conversion of CHF 18,700 to US \$19,840 using two swaps. The first swap had a notional amount of CHF 9,000 and matured on September 1, 2015 at a fixed exchange rate of \$0.9459. The second swap had a notional amount of CHF 9,700 and matured on January 5, 2016 at a fixed exchange rate of \$0.9394. For accounting purposes, the swaps were not designated as hedging instruments. As of December 31, 2015, the remaining swap had an estimated fair value of \$624, and was included in Derivative instruments as a current liability on the Consolidated Balance Sheet.

In December 2015, Laureate entered into two USD to CHF foreign exchange forward swap agreements. We executed an initial conversion of CHF 16,000 to US \$16,470 using two swaps. The first swap had a notional amount of CHF 9,000 and had an original maturity of March 14, 2016 that was extended to June 10, 2016, at a fixed exchange rate of \$0.9796. The second swap has a notional amount of CHF 7,000 with an original maturity of February 5, 2016 that was extended to November 10, 2016 at a fixed exchange rate of \$0.9612. For accounting purposes, the swaps were not designated as hedging instruments. As of December 31, 2015, these swaps had an estimated fair value of \$64, and were included in Derivative instruments as a current liability on the Consolidated Balance Sheet.

CLP to Unidad de Fomento (UF) Cross Currency and Interest Rate Swaps

The cross currency and interest rate swap agreements are intended to provide a better correlation between our debt obligations and operating currencies. In 2010, one of our subsidiaries in Chile entered into four cross currency and interest rate swap agreements. One of the swaps matures on

Laureate Education, Inc. and Subsidiaries
Notes to Consolidated Financial Statements (Continued)
(Dollars and shares in thousands)

Note 14. Derivative Instruments (Continued)

December 1, 2024, and the remaining three mature on July 1, 2025 (the CLP to UF cross currency and interest rate swaps). The UF is a Chilean inflation-adjusted unit of account. The four swaps have an aggregate notional amount of approximately \$31,000, and convert CLP-denominated, floating-rate debt to fixed-rate UF-denominated debt. The CLP to UF cross currency and interest rate swaps were not designated as hedges for accounting purposes. As of December 31, 2015 and 2014, these swaps had an estimated fair value of \$5,662 and \$4,755, respectively.

THINK Interest Rate Swaps

Laureate acquired THINK on December 20, 2013, and financed a portion of the purchase price by borrowing AUD 45,000 (US \$32,702 at December 31, 2015) under a syndicated facility agreement in the form of two term loans of AUD 22,500 each. The terms of the syndicated facility agreement required THINK to enter into an interest rate swap within 45 days from the agreement's December 20, 2013 effective date, in order to convert at least 50% of the AUD 45,000 of term loan debt from a variable interest rate based on the BBSY bid rate, an Australia bank rate, to a fixed interest rate. Accordingly, on January 31, 2014, THINK executed an interest rate swap agreement with an original notional amount of AUD 22,500 to satisfy this requirement and converted AUD 22,500 (US \$16,351 at December 31, 2015) of the variable rate component of the term loan debt to a fixed interest rate of 3.86%. The notional amount of the swap decreases quarterly based on the terms of the agreement, and the swap matures on December 20, 2018. This interest rate swap was not designated as a hedge for accounting purposes, and had an estimated fair value of \$414 and \$621 at December 31, 2015 and 2014, respectively, which was recorded in Derivative instruments as a long-term liability.

Components of the reported (Loss) gain on derivatives not designated as hedging instruments in the Consolidated Statements of Operations were as follows:

<u>For the years ended December 31,</u>	<u>2015</u>	<u>2014</u>	<u>2013</u>
<i>Unrealized (Loss) Gain</i>			
Cross currency and interest rate swaps	\$(2,133)	\$ 25,725	\$ 38,008
Interest rate swaps	145	4,076	6,200
	(1,988)	29,801	44,208
<i>Realized (Loss) Gain</i>			
Cross currency and interest rate swaps	(407)	(27,788)	(30,519)
Interest rate swaps	(212)	(5,114)	(7,058)
	(619)	(32,902)	(37,577)
<i>Total (Loss) Gain</i>			
Cross currency and interest rate swaps	(2,540)	(2,063)	7,489
Interest rate swaps	(67)	(1,038)	(858)
(Loss) gain on derivatives, net	<u>\$(2,607)</u>	<u>\$ (3,101)</u>	<u>\$ 6,631</u>

Credit Risk and Credit-Risk-Related Contingent Features

Laureate's derivatives expose us to credit risk to the extent that the counterparty may possibly fail to perform its contractual obligation. The amount of our credit risk exposure is equal to the fair value

Laureate Education, Inc. and Subsidiaries
Notes to Consolidated Financial Statements (Continued)
(Dollars and shares in thousands)

Note 14. Derivative Instruments (Continued)

of the derivative when any of the derivatives are in a net gain position. As of December 31, 2015, the fair value of derivatives in a gain position were immaterial. As of December 31, 2014, none of our derivatives were in a gain position.

At December 31, 2015 and 2014, one institution, which was rated A1, one institution which was rated A2, two institutions which were rated Aa2, and one institution which was rated Baa3 by the global rating agency of Moody's Investors Service, accounted for all of Laureate's derivative credit risk exposure.

Laureate's agreements with its derivative counterparties contain a provision under which we could be declared in default on our derivative obligations if repayment of the underlying indebtedness is accelerated by the lender due to a default on the indebtedness. As of December 31, 2015 and 2014, we had not breached any default provisions and had not posted any collateral related to these agreements. If we had breached any of these provisions, we could have been required to settle the obligations under the derivative agreements for an amount that we believe would approximate their estimated fair value of \$20,014 as of December 31, 2015 and \$24,255 as of December 31, 2014.

Note 15. Income Taxes

Significant components of the Income tax (expense) benefit on earnings from continuing operations were as follows:

<u>For the years ended December 31,</u>	<u>2015</u>	<u>2014</u>	<u>2013</u>
Current:			
United States	\$ (6,304)	\$ (4,749)	\$ (6,328)
Foreign	(126,597)	(119,190)	(101,068)
State	<u>(392)</u>	<u>(258)</u>	<u>(57)</u>
Total current	(133,293)	(124,197)	(107,453)
Deferred:			
United States	(4,629)	(99)	8
Foreign	19,319	164,426	15,701
State	<u>873</u>	<u>(1,070)</u>	<u>498</u>
Total deferred	<u>15,563</u>	<u>163,257</u>	<u>16,207</u>
Total income tax (expense) benefit	<u>\$ (117,730)</u>	<u>\$ 39,060</u>	<u>\$ (91,246)</u>

For the years ended December 31, 2015, 2014 and 2013, foreign income from continuing operations before income taxes was \$105,919, \$83,760 and \$154,391, respectively. For the years ended December 31, 2015, 2014 and 2013, domestic loss from continuing operations before income taxes was \$306,528, \$285,431 and \$152,462, respectively.

Laureate Education, Inc. and Subsidiaries
Notes to Consolidated Financial Statements (Continued)
(Dollars and shares in thousands)

Note 15. Income Taxes (Continued)

Significant components of deferred tax assets and liabilities arising from continuing operations were as follows:

<u>December 31,</u>	<u>2015</u>	<u>2014</u>
Deferred tax assets:		
Net operating loss carryforwards	\$ 900,778	\$ 817,380
Depreciation	54,083	31,097
Deferred revenue	48,669	46,259
Allowance for doubtful accounts	24,005	30,016
Deferred compensation	66,971	95,562
Unrealized loss	83,368	54,581
Nondeductible reserves	30,486	33,085
Interest	26,195	13,678
Other	—	850
Total deferred tax assets	<u>1,234,555</u>	<u>1,122,508</u>
Deferred tax liabilities:		
Investment in subsidiaries	111,761	112,457
Amortization of intangible assets	376,639	424,373
Other	<u>1,342</u>	<u>—</u>
Total deferred tax liabilities	489,742	536,830
Net deferred tax assets	744,813	585,678
Valuation allowance for net deferred tax assets	<u>(1,092,951)</u>	<u>(994,434)</u>
Net deferred tax liabilities	<u>\$ (348,138)</u>	<u>\$ (408,756)</u>

At December 31, 2015 and 2014, undistributed earnings from foreign subsidiaries totaled \$1,153,953 and \$1,152,824, respectively. We have not recognized deferred tax liabilities for these undistributed earnings because we believe that they will be indefinitely reinvested outside of the United States. These earnings could become subject to additional taxes if they are remitted as dividends, loaned to us or to one of our United States affiliates, or if we sold our interests in the subsidiaries. It is not practicable for us to determine the amount of additional taxes that might be payable on the unremitted earnings.

Approximately 76% (66% federal and 10% states) of our worldwide net operating loss carryforwards (NOLs) as of December 31, 2015 originated in the United States, derived from both federal and various state jurisdictions. The U.S. federal NOLs will begin to expire in 2025.

The valuation allowance relates to the uncertainty surrounding the realization of tax benefits primarily attributable to NOLs of the parent company and of certain foreign subsidiaries, and future deductible temporary differences that are available only to offset future taxable income of subsidiaries in certain jurisdictions.

The Company assesses the realizability of deferred tax assets by examining all available evidence, both positive and negative. A valuation allowance is recorded if negative evidence outweighs positive evidence. A company's three-year cumulative loss position is significant negative evidence in

Laureate Education, Inc. and Subsidiaries
Notes to Consolidated Financial Statements (Continued)
(Dollars and shares in thousands)

Note 15. Income Taxes (Continued)

considering whether deferred tax assets are realizable. Accounting guidance restricts the amount of reliance the Company can place on projected taxable income to support the recovery of the deferred tax assets. In 2014, valuation allowances were released at entities in Chile and Mexico of approximately \$22,000 and \$66,000, respectively, due to the change from a three-year cumulative loss position to a three-year cumulative income position, as well as other positive factors including projections of future profitability.

During 2015, objective and verifiable negative evidence, such as continued U.S. operating losses, continued to outweigh positive evidence. The Company recorded a Federal and State Net Operating Loss deferred tax asset of approximately \$112,619 and a corresponding increase in the valuation allowance of the same amount, as a result of the negative evidence cited above. Recording the valuation allowance does not restrict the Company's ability to utilize the future deductions and net operating losses associated with the deferred tax assets if taxable income is generated in future periods. The most significant U.S. deferred tax assets are federal net operating losses, totaling \$588,126, that begin to expire in 2025.

The reconciliations of the reported Income tax expense to the amount that would result by applying the United States federal statutory tax rate of 35% to income from continuing operations before income taxes were as follows:

<u>For the years ended December 31,</u>	<u>2015</u>	<u>2014</u>	<u>2013</u>
Tax benefit at the United States statutory rate	\$ 70,213	\$ 70,585	\$ (675)
Permanent differences	(24,970)	(16,560)	(47,475)
State income tax benefit (expense), net of federal tax effect	312	(1,238)	461
Tax effect of foreign income taxed at lower rate	31,856	37,370	73,534
Change in valuation allowance	(151,501)	(31,502)	(55,908)
Settlements with taxing authorities	—	(3,456)	(319)
Investment in subsidiaries	—	(538)	(25,216)
Effect of tax contingencies	(34,572)	(5,704)	(9,048)
Tax credits	25,557	25,968	16,000
Withholding taxes	(35,332)	(35,865)	(42,600)
Other	707	—	—
Total income tax (expense) benefit	<u>\$ (117,730)</u>	<u>\$ 39,060</u>	<u>\$ (91,246)</u>

Laureate Education, Inc. and Subsidiaries
Notes to Consolidated Financial Statements (Continued)
(Dollars and shares in thousands)

Note 15. Income Taxes (Continued)

The reconciliations of the beginning and ending amount of unrecognized tax benefits were as follows:

<u>For the years ended December 31,</u>	<u>2015</u>	<u>2014</u>	<u>2013</u>
Beginning of the period	\$ 67,804	\$ 57,404	\$66,972
Additions for tax positions related to prior years	32,388	28,613	126
Decreases for tax positions related to prior years	(12,640)	(17,131)	(7,251)
Additions for tax positions related to current year	233	4,732	6,073
Decreases for unrecognized tax benefits as a result of a lapse in the statute of limitations	(4,919)	(4,245)	(8,049)
Settlements for tax positions related to prior years	(344)	(1,569)	(467)
End of the period	<u>\$ 82,522</u>	<u>\$ 67,804</u>	<u>\$57,404</u>

Laureate records interest and penalties related to uncertain tax positions as a component of Income tax expense. During the years ended December 31, 2015, 2014 and 2013, Laureate recognized interest and penalties related to income taxes of \$16,270, \$11,225 and \$11,029, respectively. Laureate had \$60,186 and \$62,210 of accrued interest and penalties at December 31, 2015 and 2014, respectively. During the years ended December 31, 2015, 2014 and 2013, Laureate derecognized \$8,090, \$5,116 and \$8,795, respectively, of previously accrued interest and penalties. Approximately \$79,000 of unrecognized tax benefits, if recognized, will affect the effective income tax rate. It is reasonably possible that Laureate's unrecognized tax benefits may decrease within the next 12 months by up to approximately \$21,000 as a result of the lapse of statutes of limitations and as a result of the final settlement and resolution of outstanding tax matters in various jurisdictions.

Laureate and various subsidiaries file income tax returns in the United States federal jurisdiction, and in various states and foreign jurisdictions. With few exceptions, Laureate is no longer subject to United States federal, state and local, or foreign income tax examinations by tax authorities for years before 2009. United States federal and state statutes are generally open back to 2012; however, the Internal Revenue Service (the IRS) has the ability to challenge 2005 through 2011 net operating loss carryforwards. Statutes of other major jurisdictions, such as Brazil, Chile and Spain are open back to 2011, and Mexico is open back to 2006.

During 2010 and 2013, Laureate was notified by the Spain Tax Authorities (STA) that two tax audits of our Spanish subsidiaries were being initiated for 2006 through 2007, and for 2008 through 2010, respectively. On June 29, 2012, the STA issued a final assessment to Iniciativas Culturales de España, S.L. (ICE), our Spanish holding company, for EUR 11,051 (US \$12,128 at December 31, 2015), including interest, for the 2006 through 2007 period. Laureate has appealed this final assessment related to the 2006 through 2007 period, and issued a cash-collateralized letter of credit in July 2012, in order to continue the appeal process. In October 2015, the STA issued a final assessment to ICE for the 2008 through 2010 period for approximately EUR 17,187 (approximately US \$18,862 at December 31, 2015), including interest, for those three years. In order to continue the appeals process, we have issued cash-collateralized letters of credit for the 2008 to 2010 period assessment amount, plus interest and surcharges. In total, as of December 31, 2015 we have issued cash-collateralized letters of credit for the ICE tax audit matters of EUR 33,282 (US \$36,527 at December 31, 2015), as also described in Note 11, Commitments and Contingencies.

Laureate Education, Inc. and Subsidiaries
Notes to Consolidated Financial Statements (Continued)
(Dollars and shares in thousands)

Note 15. Income Taxes (Continued)

During the quarter ended June 30, 2015, the Company reassessed its position regarding the ICE tax audit matters as a result of recent adverse decisions from the Spanish Supreme Court and the Spanish National Court on cases for taxpayers with similar facts, and determined that it could no longer support a more-likely-than-not position. As a result, during 2015, the Company has recorded a provision totaling EUR 37,610 (approximately US \$42,100) for the period January 1, 2006 through December 31, 2015. The Company plans to continue the appeals process for the periods already audited and assessed.

Chile Tax Reform

On September 29, 2014, Chile enacted major income tax law changes. The significant change impacting the Company is the increase in income tax rates, which are retroactive to January 2014. The tax rates are increasing from 21% to 22.5% in 2015, 24% in 2016, 25.5% in 2017 and 27% in 2018 and beyond. Deferred taxes were revalued and a benefit of approximately \$2,700 and \$6,100 was recorded in 2015 and 2014, respectively. Prior to 2015, the law also included two alternative methods for computing shareholder-level income taxation. During 2015, the law changed to include one method for computing shareholder-level income taxation.

Spanish Tax Reform

During 2014, Spain enacted major income tax law changes. One change decreased the corporate income tax rate from 30% to 28% in 2015 and to 25% beginning in 2016. The impact of the rate changes was a benefit to income tax expense of approximately \$600 and \$6,700 in 2015 and 2014, respectively.

Mexican Fiscal Reform

In December 2013, Mexico enacted the 2014 Fiscal Reform (Fiscal Reform). The changes in the Fiscal Reform, which are generally effective for tax years beginning on or after January 1, 2014, include the elimination of the flat tax regime that previously applied to most of Laureate's Mexico entities. These entities will now be subject to the corporate income tax. Other changes resulting from the Fiscal Reform include adjustments to the Value-Added Tax (VAT) rate in certain locations and limitations on the deductibility of certain tax-exempt payments made to employees. Since this law was enacted in 2013, we have recalculated our deferred tax assets and liabilities that are subject to the Tax Reform using the new tax rates in the Fiscal Reform. As described further in Note 18, Benefit Plans, because Laureate's Mexico entities are now subject to corporate income tax, the Company is required to comply with profit-sharing legislation, whereby 10% of the taxable income at Laureate's Mexican operations will be set aside as employee compensation.

Note 16. Earnings (Loss) Per Share

Laureate computes basic earnings per share (EPS) by dividing income available to common shareholders by the weighted average number of common shares outstanding for the reporting period. Diluted EPS reflects the potential dilution that would occur if share-based compensation awards/arrangements or contingently issuable shares were exercised or converted into common stock. To calculate the diluted EPS, the basic weighted average number of shares is increased by the dilutive

Laureate Education, Inc. and Subsidiaries
Notes to Consolidated Financial Statements (Continued)
(Dollars and shares in thousands)

Note 16. Earnings (Loss) Per Share (Continued)

effect of stock options, restricted stock, and other share-based compensation arrangements determined using the treasury stock method.

The following table summarizes the computations of basic and diluted earnings per share:

<u>For the years ended December 31,</u>	<u>2015</u>	<u>2014</u>	<u>2013</u>
Numerator used in basic and diluted earnings (loss) per common share:			
Loss from continuing operations attributable to Laureate Education, Inc.	\$(316,248)	\$(158,291)	\$(74,824)
Accretion of redemption value of redeemable noncontrolling interests and equity	(13,041)	(9,187)	(9,797)
Adjusted for: accretion related to noncontrolling interests and equity redeemable at fair value	6,879	743	286
Distributed and undistributed earnings to participating securities . . .	<u>(11)</u>	<u>(3)</u>	<u>(22)</u>
Loss from continuing operations available to common stockholders .	(322,421)	(166,738)	(84,357)
Income from discontinued operations	—	—	5,146
Allocation of discontinued operations to participating securities . . .	<u>—</u>	<u>—</u>	<u>(5)</u>
Net loss available to common stockholders	\$(322,421)	\$(166,738)	\$(79,216)
Denominator used in basic and diluted earnings (loss) per common share:			
Basic and diluted weighted average shares outstanding	132,950	132,616	131,983
Basic and diluted earnings (loss) per share:			
Loss from continuing operations attributable to Laureate Education, Inc.	\$ (2.44)	\$ (1.24)	\$ (0.64)
Income from discontinued operations attributable to Laureate Education, Inc.	<u>—</u>	<u>—</u>	<u>0.04</u>
Basic and diluted net loss per share attributable to common stockholders	<u>\$ (2.44)</u>	<u>\$ (1.24)</u>	<u>\$ (0.60)</u>

The following table summarizes the number of stock options and shares of restricted stock outstanding for the years ended December 31, 2015, 2014 and 2013, which were excluded from the diluted EPS calculations because the effect would have been antidilutive, due to net losses for the periods presented:

<u>For the years ended December 31,</u>	<u>2015</u>	<u>2014</u>	<u>2013</u>
Stock options	10,743	10,263	7,881
Restricted stock	430	464	141

Laureate Education, Inc. and Subsidiaries
Notes to Consolidated Financial Statements (Continued)
(Dollars and shares in thousands)

Note 17. Related Party Transactions

Corporate

Transactions between Laureate and Santa Fe University of Arts and Design (SFUAD)

During 2014, Laureate entered into a new shared services agreement with SFUAD that replaced the shared services agreement previously entered into in 2009. Laureate provides SFUAD with certain management consulting, legal, tax, finance, accounting, treasury, human resources, and network entry services. The shared services agreement has a term of five years and automatically renews for two year periods thereafter, unless terminated by either party. For the years ended December 31, 2015, 2014 and 2013, total costs and expenses charged to SFUAD were \$14,205, \$13,477 and \$12,174, respectively. As of December 31, 2015 and 2014, Laureate recorded a Related party receivable from SFUAD of \$658 and \$4,186, respectively. Substantially all of the December 31, 2015 receivable balance was collected subsequent to year end.

During the third quarter of 2013, fourteen Laureate institutions entered into partnership agreements with SFUAD (the Global Partnership agreements). These Global Partnership agreements have an initial term of five years and provide Laureate students with educational opportunities to study certain academic programs at SFUAD. Under the terms of these agreements, the partnering Laureate institutions commit to pay SFUAD an annual amount each calendar year, which SFUAD then bills to the Laureate institutions on a quarterly basis. The Global Partnership agreements can be unilaterally canceled by either SFUAD or the Laureate institutions with at least six months' prior written notice; however any remaining unpaid commitment amount for that calendar year is still contractually owed to SFUAD. For the years ended December 31, 2015, 2014 and 2013, the total amounts paid under the Global Partnership agreements were \$3,556, \$4,571 and \$2,974, respectively. As of December 31, 2015 and 2014, Laureate recorded a related party payable to SFUAD of \$193 and \$359, respectively.

Transactions between Laureate and HSM

As discussed in Note 4, Acquisitions, on March 5, 2015, Laureate completed the sale of its interest in HSM. The total purchase price was approximately \$9,500, less HSM's bank debt and other adjustments. Upon closing of the sale on March 5, 2015, Laureate received cash proceeds of approximately \$5,000, which are included in Proceeds from (investments in) affiliates on the 2015 Consolidated Statement of Cash Flows. As required by the agreement, Laureate's loans receivable from HSM, along with all unpaid interest, took first priority in the allocation of the sale proceeds. After collection of the loans receivable and accrued interest, which totaled approximately \$2,300, and payment of certain costs related to the sale, Laureate recognized a net gain of approximately \$2,000 in Equity in net income (loss) of affiliates, net of tax, on the Consolidated Statement of Operations for the year ended December 31, 2015.

Transactions between Laureate and Entities Affiliated with Executive Officers, Directors and Wengen

For the years ended December 31, 2015, 2014 and 2013, we incurred costs of \$313, \$184 and \$409, respectively, for the business use of a private airplane that is owned in part by our CEO.

We have agreements in place with I/O Data Centers, LLC (I/O) pursuant to which I/O provides modular data center solutions to the Company. One of our directors is also a director of I/O. Additionally, this director, our CEO, and Sterling Partners (a private equity firm co-founded by the

Laureate Education, Inc. and Subsidiaries
Notes to Consolidated Financial Statements (Continued)
(Dollars and shares in thousands)

Note 17. Related Party Transactions (Continued)

director, our CEO, and others) maintain an ownership interest in I/O. During the years ended December 31, 2015, 2014 and 2013, we incurred costs for these agreements of approximately \$500, \$500 and \$400, respectively.

During the year ended December 31, 2015, 2014 and 2013, we made payments of approximately \$700, \$0 and \$700, respectively, to an entity affiliated with one of the Wengen investors for services rendered in connection with the Company's refinancing of its debt and new debt issuances.

During the years ended December 31, 2015 and 2014, we made payments of approximately \$196 and \$400 to a consulting firm that works with one of the Wengen investors and its portfolio companies, for consulting services provided in connection with our EiP initiative.

As discussed in Note 9, Debt, and Note 13, Share-based Compensation, on December 29, 2015 we issued \$50,046 aggregate principal amount of Senior Notes due 2019 to the participants of the nonqualified share-based deferred compensation arrangement, who are Laureate's Chief Executive Officer and a former member of our Board of Directors. The issuance of the Senior Notes due 2019, along with a cash payment of \$37,071, satisfied the 2015 Obligation to the participants.

On December 16, 2015, Laureate entered into a term loan agreement with its parent, Wengen, for approximately \$11,000. The note payable accrues interest at an annual rate of LIBOR plus 4.25%, with a 1.25% floor on the LIBOR, and interest is payable quarterly. The term of the loan is three years, with maturity on December 31, 2018. Principal payments in 2016 are scheduled for June and December, in the amounts of \$3,500 and \$2,500, respectively. Accordingly, \$6,000 of this \$11,000 related party loan was classified as Current portion of long-term debt, and the remainder was classified as Long-term debt, less current portion on the Consolidated Balance Sheet.

LatAm

Transactions between Laureate and Entities Affiliated with a Former Executive

For the years ended December 31, 2015, 2014 and 2013, Laureate made payments of \$158, \$11 and \$120, respectively, for consulting and market research and \$497, \$545 and \$820, respectively, for clinical studies to companies that are affiliated with an individual who served as one of our executives until the third quarter of 2014.

Ecuador

Transactions between Laureate and a VIE formerly consolidated

In the second half of 2010, Ecuador adopted a new Higher Education Law (the New Law) that, if implemented, would require Laureate to modify the governance structure of our institution in that country, UDLA Ecuador, to implement a system of co-governance that would cause us to lose the ability to control that institution. In the fourth quarter of 2012, the Consejo de Educación Superior (CES), the relevant regulatory body, commenced reviewing and issuing comments on bylaws submitted by other Ecuadorian higher education institutions, implementing and enforcing the co-governance provisions of the New Law. In accordance with ASC 810-10-15-10, the Company believed that control no longer resided with Laureate given the governmentally imposed uncertainties. As a result, UDLA Ecuador was deconsolidated in the fourth quarter of 2012.

Laureate Education, Inc. and Subsidiaries
Notes to Consolidated Financial Statements (Continued)
(Dollars and shares in thousands)

Note 17. Related Party Transactions (Continued)

Certain for-profit entities of Laureate continue to provide services and/or intellectual property to UDLA Ecuador through contractual arrangements at market rates. However, only earnings that are realized through these various contractual arrangements are being recognized by the Company. During the years ended December 31, 2015, 2014 and 2013, the total amounts recognized through these contractual arrangements, primarily as other revenues, were \$13,879, \$18,132 and \$15,623, respectively. As of December 31, 2015 and 2014, we had payables to UDLA Ecuador of \$11,119 and \$7,263, respectively, and receivables from UDLA Ecuador of \$4,141 and \$2,066, respectively. Also, during the year ended December 31, 2013, UDLA Ecuador made capital contributions of \$9,106, respectively, to an education-related real estate subsidiary of Laureate in Chile. These capital contributions are recorded in (Distributions to) and capital contributions from noncontrolling interest holders in the 2013 Consolidated Statement of Cash Flows. As of December 31, 2015 and 2014, UDLA Ecuador's investment in this Chilean real estate subsidiary was approximately \$21,000 and \$25,000, respectively. During the years ended December 31, 2015 and 2014, the Chilean real estate subsidiary made dividend payments to UDLA Ecuador of \$1,047 and \$811, respectively, related to this investment.

Europe

Morocco

Transactions between Laureate and Noncontrolling Interest Holder of Laureate Samed Education Holding SA (LSEH)

During the years ended December 31, 2015, 2014 and 2013, the noncontrolling interest holder made loans to LSEH totaling MAD 27,200 (US \$2,772), MAD 28,000 (US \$4,754) and MAD 20,000 (US \$2,393), respectively. These loans each bear interest at 4.5% per annum and have varying maturity dates through April 2017. The proceeds from these loans have been included in the financing activities section of the Consolidated Statement of Cash Flows as Noncontrolling interest holder's loan to subsidiaries. As the 60% majority owner, Laureate has also made loans to LSEH for 60% of the total amount borrowed, which eliminates in consolidation.

During 2014, the maturity date of a loan made by the noncontrolling interest holder in 2012 was extended from June 2014 to June 2016. The outstanding balance of this loan at the time of the extension was MAD 36,377 (US \$3,677 at December 31, 2015). This loan also bears interest at a rate of 4.5% per annum.

During 2013, the noncontrolling interest holder converted a total of MAD 17,934 (approximately US \$2,151 at conversion) of their loans and accrued interest to capital. Laureate also converted to capital a pro rata portion of the loans that it had made as the 60% majority owner of LSEH, resulting in no change in our ownership percentage.

At December 31, 2015, we had total related party payables of \$13,354 to the noncontrolling interest holder for the outstanding balance of and accrued interest on the loans described above, of which \$9,305 and \$4,049 were recorded as current and noncurrent, respectively. At December 31, 2014, we had total related party payables of \$10,881 to the noncontrolling interest holder, of which \$5,281 and \$5,600 were recorded as current and noncurrent, respectively.

Laureate Education, Inc. and Subsidiaries
Notes to Consolidated Financial Statements (Continued)
(Dollars and shares in thousands)

Note 17. Related Party Transactions (Continued)

AMEA

China

Transactions between China businesses and Noncontrolling Interest Holders

HIEU has entered into various cost-sharing agreements and other related party transactions with entities owned by a noncontrolling interest holder of HIEU. As of December 31, 2015 and 2014, the amounts payable to this related party were \$2,501 and \$2,113, respectively, and the amounts receivable from this related party were \$1,490 and \$1,428, respectively.

In June 2010, HIEU entered into an entrustment loan agreement with Hunan New Lieying Education Technologies Ltd. (HNLET), which had a balance of \$3,059 and \$3,196 as of December 31, 2015 and 2014, respectively. The Chairman of the Board of Directors of HIEU is an owner of HNLET. The loan had an interest rate of 7.5% and its original maturity date of June 2012 was extended several times until June 2014. The entrustment loan receivable was fully secured by the amount due to the noncontrolling interest holders of HIEU; however Laureate was contractually released from that seller note payable during 2014 and removed the liability, as discussed in Note 5, Due to Shareholders of Acquired Companies. During 2014, Laureate concluded that collection of the entrustment loan was not reasonably assured and placed a full allowance on this related party receivable. Accordingly, as of December 31, 2015, the balance of this loan receivable from HNLET was fully offset by a reserve recorded in Allowance for doubtful accounts, resulting in a net carrying value of \$0.

A portion of real property that HIEU has paid for, including land and buildings, is mortgaged as collateral for corporate loans that the entity controlled by certain noncontrolling interest holders of HIEU has entered into with third-party banks. The balances owed by such entity on these corporate loans totaled approximately \$20,000. In December 2013, the noncontrolling interest holders of HIEU signed an agreement with Laureate and committed to: (1) remove all encumbrances on HIEU's real property no later than September 30, 2014 and (2) cause the entity to complete the transfer of title relating to the encumbered real property to HIEU no later than December 31, 2014. Under the terms of this agreement, the noncontrolling interest holders also agreed to pay any and all transfer taxes, fees and other costs that are required in connection with the removal of the encumbrances and the transfer of titles, which are estimated to be approximately \$2,000. As collateral for their performance under the agreement, the noncontrolling interest holders pledged to Laureate their 30% equity interest in the sponsoring entity of HIEU. The noncontrolling interest holders of HIEU have not completed their commitment to remove the encumbrances over the real property or completed the transfer of the real property. Under the terms of the agreement, Laureate has the right to receive the sale proceeds of the noncontrolling interest holders' 30% equity interest, up to the amount owing to it under the equity pledge, in priority to other creditors of the noncontrolling interest holders. On February 22, 2016, one of the creditors of the noncontrolling interest holders initiated an enforcement process against the noncontrolling interest holders. If the noncontrolling interest holders fail to repay the debts owed to such creditor in 75 days, the creditor may further request the court to auction a portion of the equity interest of the noncontrolling interest holders; a court auction may take place within approximately three months. As the registered pledgee, Laureate has the right to receive the sale proceeds of the noncontrolling interest holders' 30% equity interest, up to the amount owing to it under the equity pledge, in priority to other creditors of the noncontrolling interest holders. Management is currently

Laureate Education, Inc. and Subsidiaries
Notes to Consolidated Financial Statements (Continued)
(Dollars and shares in thousands)

Note 17. Related Party Transactions (Continued)

evaluating its options in this matter. As of December 31, 2015 and 2014, Laureate's net carrying value of the encumbered real property was approximately \$13,700 and \$14,300, respectively.

In addition to the performance obligations in the December 2013 agreement for the encumbered property as described above, the noncontrolling interest holders are required under the 2009 HIEU purchase agreement (PA) to obtain the titles of certain other buildings for HIEU. The noncontrolling interest holders are also obligated to pay any and all government fees and other costs, which are estimated to be approximately \$4,200, required in connection with obtaining the titles for these buildings. These buildings are not encumbered and HIEU has title to the land. The noncontrolling interest holders also occupy and conduct other non-HIEU business in five buildings that we have title to, and do not pay rent to HIEU for the use of these facilities.

Additionally, during 2014, HIEU recorded an approximately \$4,350 loss to write off the carrying value of several parcels of land for which it no longer has land use rights. The loss of land use rights was a breach of the PA and we determined our claim to be uncollectible in 2014.

Effective January 1, 2008, we entered into a consulting arrangement with an individual related to the Company's operations in China. Under the agreement, we committed to annual payments for the higher of \$500 or 1% of annual pro rata revenue of the Company's entities in China, in return for business consulting services. We recognized total expense of \$607 under this contract for the year ended December 31, 2013. As permitted under the terms of the agreement, we terminated this agreement effective December 31, 2013.

Dubai

Transactions between Laureate and Laureate-Obeikan Ltd.

As of December 31, 2015 and 2014, we had recorded a related party receivables of \$93 and \$1,034, respectively, from the noncontrolling interest holder of Laureate-Obeikan Ltd., a joint venture in Dubai that is 50% owned by Laureate and consolidated. During 2015, the receivable amount outstanding as of December 31, 2014 was settled.

Also, during the year ended December 31, 2013, Laureate and the noncontrolling interest holder of Laureate-Obeikan Ltd. made capital contributions to Laureate-Obeikan Ltd. totaling \$940 in connection with a share capital increase. The noncontrolling interest holder's 50% share of the total capital contribution, which equaled \$470, has been included within (Distributions to) and capital contributions from noncontrolling interest holders in the financing activities section of the Consolidated Statement of Cash Flows for the year ended December 31, 2013.

Malaysia

Transactions between Malaysian Businesses and Noncontrolling Interest Holders

Exeter Street Holdings Sdn Bhd (Exeter Malaysia), one of Laureate's subsidiaries, extended a loan to one of its noncontrolling interest holders to assist in the financing of their approximately 16.5% initial investment in INTI. The original maturity date of this loan was December 31, 2013, but it was not paid by December 31, 2013 and remains outstanding. The loan is collateralized by a pledge of the noncontrolling interest holder's INTI shares having a value of 150% of the outstanding amount of the

Laureate Education, Inc. and Subsidiaries
Notes to Consolidated Financial Statements (Continued)
(Dollars and shares in thousands)

Note 17. Related Party Transactions (Continued)

loan, or at the Company's option, other forms of collateral acceptable to it, equal to 100% of the outstanding amount of the loan. Dividends or option proceeds shall be applied first to any unpaid interest and then to reduce all principal amounts under the loan facility. The loan is denominated in MYR and accrues interest at a rate of 7% per annum. As of December 31, 2013, the outstanding principal balance was \$3,966, and the outstanding interest receivable related to this loan was \$1,190, respectively. As discussed in Note 4, Acquisitions, in the fourth quarter of 2014 Laureate settled this note receivable and the accrued interest receivable in connection with the purchase of 6.4% of this minority owner's noncontrolling interest. As a result, the loan is no longer outstanding as of December 31, 2014.

Dividends to Noncontrolling Interest Holders

During the years ended December 31, 2015, 2014 and 2013, INTI made contractual dividend payments to its noncontrolling holders of \$450, \$444 and \$132, respectively, which were included within Payments of dividends in the financing activities section of the Consolidated Statements of Cash Flows.

Singapore

Loan from Affiliate

On February 8, 2013, Laureate's wholly owned subsidiary, LEI Singapore Holdings Private Limited, which is the Singapore-based parent entity of several of our AMEA subsidiaries, borrowed EUR 3,254 (US \$4,478 at December 31, 2013) from LEI International Holdings B.V., a Wengen subsidiary that is an affiliate of Laureate. The loan has a maturity date of February 7, 2022, and carries an annual interest rate of 7%. As of December 31, 2013, the total principal and interest payable for the loan was \$4,758, which was recorded on the Consolidated Balance Sheet in Long-term debt, less current portion. Effective March 31, 2014, the board of LIHBV forgave this loan to LEI Singapore Holdings Pte Ltd, which was recognized as a capital contribution of \$4,821 during the year ended December 31, 2014.

South Africa

Transactions between Laureate and Noncontrolling Interest Holders of MSA

As of December 31, 2015 and 2014, Laureate had a related party payable recorded of \$1,897 and \$2,240, respectively, that was owed to the noncontrolling interest holder of MSA.

GPS

United States

Transactions between Laureate and Noncontrolling Interest Holder of St. Augustine

In December 2013, subsequent to the acquisition of St. Augustine discussed in Note 4, Acquisitions, a \$10,000 capital contribution was made to St. Augustine, 80% of which was contributed by Laureate and 20% by the noncontrolling interest holder. Laureate loaned \$2,000 to the noncontrolling interest holder in the form of a non-interest bearing promissory note for its portion of the capital contribution, which was recorded at its discounted present value of \$1,739 in Notes receivable, net on the December 31, 2013 Consolidated Balance Sheet. The note had a maturity date of

Laureate Education, Inc. and Subsidiaries
Notes to Consolidated Financial Statements (Continued)
(Dollars and shares in thousands)

Note 17. Related Party Transactions (Continued)

November 21, 2018, and Laureate had the right to offset against this receivable the noncontrolling interest holder's 20% share of any future distributions that are made by St. Augustine. During the fourth quarter of 2014, St. Augustine declared and paid a distribution to its owners of \$10,000, of which \$2,000 was paid to the 20% noncontrolling interest holder. The noncontrolling interest holder then repaid the related party promissory note to Laureate.

In the Consolidated Statements of Cash Flows for the years ended December 31, 2013 and 2014, Laureate's loan to the minority partner in 2013 and the loan repayment in 2014 were included in Payments from (to) related parties in the investing activities section, and the noncontrolling interest holder's \$2,000 capital contribution in 2013 and distribution in 2014 were included in (Distributions to) and capital contributions from noncontrolling interest holders in the financing activities section. During the year ended December 31, 2015, St. Augustine made tax distributions to its 20% noncontrolling interest holder of \$3,952, as provided for in St. Augustine's operating agreement.

Transactions between Laureate and NHU NFP

In connection with the acquisition of NHU LLC in 2010, Laureate entered into a lease for the San Jose campus owned by NHU NFP. Laureate also subleases a portion of the premises to NHU NFP for its charter school. For the years ended December 31, 2014 and 2013, Laureate incurred rent expense of \$1,702 and \$1,666, respectively, and received sublease income of \$652 and \$374, respectively. At June 30, 2015, Laureate ceased using its leased property at NHU and recorded a liability for the present value of the remaining lease costs, less estimated sublease rentals, of approximately \$3,100. During the six months ended June 30, 2015, Laureate incurred rent expense of \$1,384 and received sublease income of \$437.

Switzerland

As of December 31, 2015 and 2014, we have recorded royalty receivables of \$1,023 and \$925, respectively, from Les Roches Jin Jiang, a 50% equity-method investee that operates a hospitality and culinary institution in China. In addition, we have recorded exchange student payables of \$319 to Les Roches Jin Jiang as of December 31, 2015.

Note 18. Benefit Plans

Domestic Defined Contribution Retirement Plan

Laureate sponsors a defined contribution retirement plan in the United States under section 401(k) of the Internal Revenue Code. The plan offers employees a traditional "pre-tax" 401(k) option and an "after-tax" Roth 401(k) option, providing the employees with choices and flexibility for their retirement savings. All employees are eligible to participate in the plan after meeting certain service requirements. Participants may contribute up to a maximum of 80% of their annual compensation and 100% of their annual cash bonus, as defined and subject to certain annual limitations. Laureate may, at its discretion, make matching contributions that are allocated to eligible participants. The matching on the "after-tax" Roth contributions is the same as the matching on the traditional "pre-tax" contributions. Laureate made discretionary contributions in cash to this plan of \$4,501, \$4,174 and \$3,823 for the years ended December 31, 2015, 2014 and 2013, respectively.

Laureate Education, Inc. and Subsidiaries
Notes to Consolidated Financial Statements (Continued)
(Dollars and shares in thousands)

Note 18. Benefit Plans (Continued)

Non-United States Pension Benefit Plans

Laureate has defined benefit pension (pension) plans at several non-United States institutions. The projected benefit obligation (PBO) is determined as the actuarial present value as of the measurement date of all benefits calculated by the pension benefit formula for employee service rendered. The amount of benefits to be paid depends on a number of future events incorporated into the pension benefit formula, including estimates of the average life expectancy of employees/survivors and average years of service rendered. The PBO is measured based on assumptions concerning future interest rates and future employee compensation levels. The expected net periodic benefit cost for Laureate in each year can vary from the subsequent year's actual net periodic benefit cost due to the acquisition of entities with plans, plan amendments, and the impacts of foreign currency translation. The combined unfunded status of these plans is reported as a component of Other long-term liabilities.

The fair value of plan assets relates to insurance contracts for our Switzerland institutions' plans. The fair value measurements were based on inputs that are not observable to active markets and, as such, would be deemed a "Level 3" fair value measurement as defined in Note 20, Fair Value Measurement.

The net periodic benefit cost for those entities with pension plans was as follows:

<u>For the years ended December 31,</u>	<u>2015</u>	<u>2014</u>	<u>2013</u>
Service cost	\$6,021	\$5,229	\$5,658
Interest	1,387	1,805	1,585
Expected return on assets	(400)	(765)	(546)
Amortization of prior service costs	903	278	428
Recognition of actuarial items	(27)	173	239
Curtailement gain	—	—	(551)
Net periodic benefit cost	<u>\$7,884</u>	<u>\$6,720</u>	<u>\$6,813</u>

The estimated net periodic benefit cost for the year ending December 31, 2016 is approximately \$7,492.

The weighted average assumptions were as follows:

<u>For the years ended December 31,</u>	<u>2015</u>	<u>2014</u>	<u>2013</u>
Discount rate for obligations	0.75 - 10.10%	1.00 - 9.75%	2.25 - 10.50%
Discount rate for net periodic benefit costs	1.00 - 9.75%	2.25 - 10.50%	1.75 - 9.75%
Rate of compensation increases	2.00 - 13.00%	2.00 - 14.00%	2.25 - 11.75%
Expected return in plan assets	0.75%	1.00%	2.25%

Laureate Education, Inc. and Subsidiaries
Notes to Consolidated Financial Statements (Continued)
(Dollars and shares in thousands)

Note 18. Benefit Plans (Continued)

The change in PBO, change in plan assets and funded (unfunded) status for those entities with pension plans were as follows:

<u>For the years ended December 31,</u>	<u>2015</u>	<u>2014</u>
Change in PBO:		
PBO at beginning of year	\$67,149	\$56,836
Service cost	6,021	5,229
Interest	1,387	1,805
Actuarial loss (gain)	(173)	9,132
Benefits paid by plan	(3,200)	(1,648)
Participant contributions	2,712	2,361
Administrative expenses	(917)	(806)
Foreign exchange	(2,562)	(5,760)
PBO at end of year	<u>\$70,417</u>	<u>\$67,149</u>
Change in plan assets:		
Fair value of assets at beginning of year	\$37,462	\$35,848
Actual return on assets	1,208	710
Employer contributions	3,465	2,995
Participant contributions	2,712	2,361
Benefits paid by plan	(2,025)	87
Administrative expenses	(917)	(806)
Foreign exchange	95	(3,733)
Fair value of assets at end of year	<u>\$42,000</u>	<u>\$37,462</u>
Unfunded status		
Actuarial loss	\$28,417	\$29,687
Prior service cost	\$11,011	\$12,562
	<u>164</u>	<u>1,628</u>
Amount recognized in AOCI, pre-tax	\$11,175	\$14,190
Accumulated benefit obligation	\$58,465	\$57,385

The Company estimates that employer contributions to plan assets during 2016 will be approximately the same as during the year ended December 31, 2015. The estimated future benefit payments for the next 10 fiscal years are as follows:

<u>For the year ending December 31,</u>	
2016	\$ 9,624
2017	5,445
2018	4,484
2019	4,240
2020	4,100
2021 through 2025	24,570

Laureate Education, Inc. and Subsidiaries
Notes to Consolidated Financial Statements (Continued)
(Dollars and shares in thousands)

Note 18. Benefit Plans (Continued)

Laureate Education, Inc. Deferred Compensation Plan

Laureate maintains a deferred compensation plan to provide certain executive employees and members of our Board of Directors with the opportunity to defer their salaries, bonuses, and Board of Directors retainers and fees in order to accumulate funds for retirement on a pre-tax basis. Participants are 100% vested in their respective deferrals and the earnings thereon. Laureate does not make contributions to the plan or guarantee returns on the investments. Although plan investments and participant deferrals are kept in a separate trust account, the assets remain Laureate's property and are subject to claims of general creditors.

The plan assets are recorded at fair value with the earnings (losses) on those assets recorded in Other income (expense). The plan liabilities are recorded at the contractual value, with the changes in value recorded in operating expenses. As of December 31, 2015 and 2014, plan assets included in Other assets in our Consolidated Balance Sheets were \$10,139 and \$10,561, respectively. As of December 31, 2015 and 2014, the plan liabilities reported in our Consolidated Balance Sheets were \$14,995 and \$15,316, respectively, which are almost entirely noncurrent and recorded in Other long-term liabilities.

Supplemental Employment Retention Agreement

In November 2007, Laureate established a Supplemental Employment Retention Agreement (SERA) for one of its executive officers. Since Laureate achieved certain Pro-rata EBITDA targets, as defined in the SERA, from 2007 to 2011 and this officer remained employed through December 31, 2012, this individual receives an annual SERA payment of \$1,500. The SERA provides annuity payments to the executive over the course of his lifetime, and annuity payments would be made to his spouse for the course of her life in the event of the executive's death on or prior to December 31, 2026. The SERA is administered through a Rabbi Trust, and its assets are subject to the claims of creditors. Laureate purchases annuities to provide funds for our future SERA obligations.

As of December 31, 2015 and 2014, the total SERA assets were \$10,336 and \$12,010, respectively, which were recorded in Other assets in our Consolidated Balance Sheets. As of December 31, 2015 and 2014, the total SERA liability recorded in our Consolidated Balance Sheets was \$16,380 and \$17,396, respectively, of which \$1,500 and \$1,500, respectively, was recorded in Accrued compensation and benefits, and \$14,880 and \$15,896, respectively, was recorded in Deferred compensation.

Mexico Profit-Sharing

As explained in Note 15, Income Taxes, the Fiscal Reform that was enacted in Mexico in December 2013 subjects Laureate's Mexico entities to corporate income tax and also requires them to comply with profit-sharing legislation, whereby 10% of the taxable income of Laureate's Mexican entities will be set aside as employee compensation. As a result of the Fiscal Reform, the Company recorded a net increase in operating expense for the year ended December 31, 2013 of \$8,389. Also in 2013, the Company had established an asset for a deferred benefit related to this matter. During 2014, the Company revised its estimate regarding the realizability of this asset and, accordingly, recorded a net decrease in operating expense for the year ended December 31, 2014 of \$22,755. During 2015, the Company revised its estimate regarding the realizability of this asset and, accordingly, recorded a net increase in operating expense for the year ended December 31, 2015 of \$937.

Laureate Education, Inc. and Subsidiaries
Notes to Consolidated Financial Statements (Continued)
(Dollars and shares in thousands)

Note 18. Benefit Plans (Continued)

Labor Unions

Certain Laureate employees at Universidad Europea de Madrid, Spain (UEM), UVM Mexico, Institut Français de Gestion (IFG) and all of the Brazilian institutions are covered by labor agreements.

The UEM agreement was negotiated between a national union and an employer association committee representing all of the private, for-profit institutions in the country. That agreement remained legally applicable until February 2010, when negotiations for the renewal of the UEM agreement were completed. We are currently operating under the February 2010 agreement.

Substantially all of the faculty members at UVM Mexico are represented by a union. The labor agreement governs salaries, benefits and working conditions for all union members at UVM Mexico.

The IFG agreement governs certain labor conditions, such as vacation and salary levels. The agreement has no defined expiration date, but can be nullified by either party.

As required by Brazilian Labor Law, all of Brazil's employees are represented by a union and the institutions are part of an employers' union. These two groups negotiate standard city or regional contracts and it is the responsibility of our Brazil institutions to comply with these agreements. In some cases where, for example, there is no city-wide or regional labor union to conduct the negotiation, the institutions and labor union have agreed to permit the local institution to negotiate directly with the respective union. Such union agreements typically have a duration of one year.

Laureate considers itself to be in good standing with these unions and with all of its employees.

Note 19. Legal and Regulatory Matters

Laureate is subject to legal proceedings arising in the ordinary course of business. In management's opinion, we have adequate legal defenses, insurance coverage, and/or accrued liabilities with respect to the eventuality of these actions. Management believes that any settlement would not have a material impact on Laureate's financial position, results of operations, or cash flows.

United States Postsecondary Education Regulation

The Company, through its GPS segment, operates five postsecondary educational institutions in the United States (U.S. Institutions). The U.S. Institutions are subject to extensive regulation by federal and state governmental entities as well as accrediting bodies. The Higher Education Act (HEA), and the regulations promulgated thereunder by the DOE, subject the U.S. Institutions to ongoing regulatory review and scrutiny. The U.S. Institutions must also comply with a myriad of requirements in order to participate in Title IV federal financial aid programs under the HEA (Title IV programs).

In particular, to participate in the Title IV programs under currently effective DOE regulations, an institution must be authorized to offer its educational programs by the relevant state agencies in the states in which it is located, accredited by an accrediting agency that is recognized by the DOE, and also certified by the DOE. In determining whether to certify an institution, the DOE closely examines an institution's administrative and financial capability to administer Title IV program funds.

Pursuant to DOE requirements, the U.S. Institutions conduct periodic reviews and audits of their compliance with the Title IV program requirements. None of the U.S. Institutions have been notified

Laureate Education, Inc. and Subsidiaries
Notes to Consolidated Financial Statements (Continued)
(Dollars and shares in thousands)

Note 19. Legal and Regulatory Matters (Continued)

of any significant noncompliance that might result in loss of its certification to participate in the Title IV programs. Management believes that there are no matters of regulatory noncompliance that could have a material effect on the accompanying Consolidated Financial Statements.

Changes in or new interpretations of applicable laws, DOE rules, or regulations could have a material adverse effect on the U.S. Institutions' eligibility to participate in the Title IV programs. On October 29, 2010, the DOE published a Final Rule amending its regulations in a number of areas related to an institution's eligibility to participate in the Title IV programs. Most of these regulatory changes became effective July 1, 2011, with others becoming effective as of July 1, 2012. On October 30, 2014, the DOE issued a final rule establishing specific standards for purposes of the HEA requirement that, to be eligible for Title IV program funds, certain programs of study prepare students for "gainful employment in a recognized occupation," which became effective July 1, 2015. The Company is currently evaluating this rule and determining its impact on our operations.

Between February and May 2014, the DOE convened a negotiated rulemaking committee to prepare proposed regulations to address program integrity and improvement issues for the Title IV programs ("Program Integrity Rulemaking") including but not limited to updating eligibility standards for student and parent borrowers under the federal Direct PLUS loan program, cash management of Title IV funds, state authorization for programs offered through distance education and state authorization for foreign locations of institutions. As this negotiated rulemaking committee did not reach consensus on all of the issues before it, on August 8, 2014, the DOE published a proposed rule for public comment regarding federal Direct PLUS loan program eligibility, following which a final rule was issued on October 23, 2014 and that took effect July 1, 2015. On October 30, 2015, the DOE published final program integrity regulations regarding cash management of Title IV funds, the eligibility of repeated coursework for purposes of a student's enrollment status and receipt of Title IV funds, and the measurement of programs in credit hours versus clock hours for Title IV purposes. A majority of the provisions of the regulations will take effect on July 1, 2016, and others will take effect on later dates in 2016 and 2017. The final regulations concerning cash management require, among other things, that institutions subject to heightened cash monitoring procedures for disbursements of Title IV funds must, effective July 1, 2016, pay to students any applicable Title IV credit balances before requesting such funds from the DOE.

During a separate negotiated rulemaking committee process that occurred between January and April 2014, the DOE proposed draft regulatory language to implement changes to the Jeanne Clery Disclosure of Campus Security Policy and Campus Crime Statistics Act ("Clery Act") required by March 2013 amendments to the Violence Against Women Act. At the final meeting of the negotiated rulemaking committee on April 1, 2014, the committee reached consensus on the Department's proposed regulations, which were subsequently published for a 30-day public comment period on June 20, 2014. On October 20, 2014, the DOE published the final rule amending its Clery Act regulations, which is effective July 1, 2015. Between February and April 2015, the DOE convened another negotiated rulemaking committee to prepare regulations to establish a new Pay as You Earn repayment plan for those not covered by the existing Pay as You Earn Repayment Plan in the Federal Direct Loan Program, and also to establish procedures for Federal Family Education Loan Program loan holders to use to identify U.S. military servicemembers who may be eligible for a lower interest rate on their federal student loans under the Servicemembers Civil Relief Act. The committee reached

Laureate Education, Inc. and Subsidiaries
Notes to Consolidated Financial Statements (Continued)
(Dollars and shares in thousands)

Note 19. Legal and Regulatory Matters (Continued)

consensus during its final session on a set of proposed regulations. The DOE published proposed regulations for comment on July 9, 2015, and on October 30, 2015, issued final regulations. The Pay as You Earn Repayment Plan provisions will take effect in December 2015 and a majority of the remaining provisions of the regulations will take effect on July 1, 2016. Also, on August 20, 2015, the DOE published notice of a new negotiated rulemaking process to clarify how direct loan borrowers who believe they were defrauded by their institutions can seek relief and to strengthen provisions to hold institutions accountable for their wrongdoing that results in loan discharges. This negotiated rulemaking committee held its first session January 12-14, 2016, with additional negotiating sessions scheduled to occur February 17-19, 2016 and March 16-18, 2016. In September 2015, President Obama announced the DOE's launch of a revised "College Scorecard" website that provides access to national data on college costs, graduation rates, debt and post-college earnings, including data regarding our U.S. Institutions. In addition, in November 2015, the DOE issued comparative data regarding DOE-recognized accreditation agencies and the institutions they accredit, which include median debt, repayment rates, completion rates and median earnings. To the extent such data gives rise to negative perceptions of our U.S. Institutions or of proprietary educational institutions generally, our reputation and business could be materially adversely affected.

We are unable to predict what additional actions the DOE may take, or the effect of its rulemaking processes on our business. Additionally, the United States Congress has initiated a series of hearings regarding its prospective reauthorization of the HEA and potential changes to the Title IV programs. Any new or changed regulations from the DOE, or changes to the HEA and Title IV programs, could reduce enrollments, impact tuition prices, increase the cost of doing business and otherwise have additional material adverse effects on the financial condition, cash flows and operations of some or all of the U.S. Institutions.

The proprietary education industry is experiencing broad-based, intensifying scrutiny in the form of increased investigations and enforcement actions. In October 2014, the DOE announced that it will be leading an interagency task force composed of the DOE, the U.S. Federal Trade Commission (the FTC), the U.S. Departments of Justice, Treasury and Veterans Affairs, the Consumer Financial Protection Bureau (CFPB), the Securities and Exchange Commission (SEC), and numerous state attorneys general. The FTC has also recently issued civil investigative demands to several other U.S. proprietary educational institutions, which require the institutions to provide documents and information related to the advertising, marketing, or sale of secondary or postsecondary educational products or services, or educational accreditation products or services. The CFPB has also initiated a series of investigations against other U.S. proprietary educational institutions alleging that certain institutions' lending practices violate various consumer finance laws. In addition, attorneys general in several states have become more active in enforcing consumer protection laws, especially related to recruiting practices and the financing of education at proprietary educational institutions. In addition, several state attorneys general have recently partnered with the CFPB to review industry practices. If our past or current business practices are found to violate applicable consumer protection laws, or if we are found to have made misrepresentations to our current or prospective students about our educational programs, we could be subject to monetary fines or penalties and possible limitations on the manner in which we conduct our business.

Laureate Education, Inc. and Subsidiaries
Notes to Consolidated Financial Statements (Continued)
(Dollars and shares in thousands)

Note 19. Legal and Regulatory Matters (Continued)

Brazilian Regulation

Through our LatAm segment, we operate 13 post-secondary education institutions in Brazil. The responsibility of the federal government in regulating, monitoring and evaluating higher education institutions and undergraduate programs is exercised by the Brazilian Ministry of Education (the MEC), along with a number of related federal agencies and offices. The MEC is the highest authority of the higher education system in Brazil and has the power to: regulate and monitor the federal system of higher education in terms of its quality and standards, confirm decisions regarding the accreditation and reaccreditation of institutions of higher education; confirm evaluation criteria; confirm regulatory proposals; and issue and implement rules that govern the delivery of higher education services, including aspects like adherence by higher education institutions to the rules for federal education subsidy programs like Pronatec, Prouni and the FIES program, through one or more of which all of our institutions enroll students. Additionally, Brazilian law requires that almost all change-of-control transactions by Laureate receive the prior approval of the Brazilian antitrust authority, the CADE.

As noted above, Laureate's institutions in Brazil participate in the FIES program, which targets students from low socio-economic backgrounds enrolled at private post-secondary institutions. Eligible students receive loans with below-market interest rates that are required to be repaid after an 18-month grace period upon graduation. FIES pays participating educational institutions tax credits which can be used to pay certain federal taxes and social contributions. FIES also repurchases excess credits for cash. As part of the FIES program, our institutions are obligated to pay up to 15% of any student default. The default obligation increases to up to 30% of any student default if the institution is not current with its federal taxes. FIES withholds between 1% and 3% of tuition paid to the institutions to cover any potential student defaults ("holdback"). If the student pays 100% of their loan, the withheld amounts will be paid to the participating education institutions.

Since February 2014, all new students who participate in FIES must also enroll in the Fundo de Garantia de Operações de Crédito Educativo (FGEDUC). FGEDUC is a government-mandated, private guarantee fund administered by the Bank of Brazil that allows participating educational institutions to insure themselves for 90% (or 13.5% of 15%) of their losses related to student defaults under the FIES program. The cost of the program is 5.63% of a student's full tuition. Similar to FIES, the administrator withholds 5.63% of a student's full tuition to fund the guarantee by FGEDUC.

As of December 31, 2015, approximately 21% of our total students in Brazil participate in FIES, representing approximately 26% of our 2015 Brazil revenues.

In December 2014, the MEC along with FNDE, the agency that directly administers FIES, announced several significant rule changes to the FIES program beginning in 2015. These changes limit the number of new participants and the annual budget of the program, and delay payments to post-secondary institutions with more than twenty thousand FIES students that would otherwise have been due in 2015. The first change implements a minimum score on the high school achievement exam in order to enroll in the program. The second change alters the schedule for the payment and repurchase of credits as well as limits the opportunities for post-secondary institutions to sell any unused credits such that there is a significant delay between the time the post-secondary institution provides the educational services to the students and the time it receives payment from the government for 2015. In addition to these rule changes, FNDE implemented a policy for current students' loan

Laureate Education, Inc. and Subsidiaries
Notes to Consolidated Financial Statements (Continued)
(Dollars and shares in thousands)

Note 19. Legal and Regulatory Matters (Continued)

renewals for 2015, which provides that returning students may not finance an amount that increases by more than 6.41%, which was later increased to 8.5%, from the amount financed in the previous semester, regardless of any increases in tuition or in the number of courses in which the student is enrolled, a policy that we believe violates the applicable law. For 2016, MEC announced that there will be no limitation to the tuition increase. Moreover, in the first and second intakes of 2015, the online enrollment and re-enrollment system that all post-secondary institutions and students must use to access the program has experienced numerous technical and programming faults that have also interfered with the enrollment and re-enrollment process. Numerous challenges to these changes and requests for judicial relief from the system's faults have been filed in the Brazilian courts, most of which are pending. The 2016 enrollment and re-enrollment schedule has been released and, so far, the system has not presented any major issues.

In October 2015, FNDE initiated negotiations with the Brazilian Association of Post-Secondary Institutions (ABRAES) aiming at settling the FIES payments that were delayed in 2015. The proposal from MEC, which was accepted by ABRAES, was to divide the total amount due in three annual installments to be paid one fourth in 2016, one fourth in 2017 and half in 2018. The parties also agreed that the yearly installments will be paid in June of each year, and the amounts will be adjusted to reflect an inflation index (the IPCA) from the date of the respective maturity until the effective payment. FNDE also agreed not to take any discriminatory measures in the future related to the payment due to the post-secondary institutions, and not to impose any limitation on the issuance of certificates and repurchase of credits due to the post-secondary institutions, which basically means that all certificates will be issued and repurchased in their respective fiscal years, except for those intended to be issued and repurchased in December, which will be paid in January of the following year. The parties executed the settlement agreement on January 28, 2016 and it was approved by the office of the Attorney General of Brazil on February 3, 2016. Our post-secondary institutions in Brazil are associated with ABRAES and signed the settlement agreement; therefore, it will apply to us. The long-term portion of the FIES receivables are recorded in Notes receivable, net as of December 31, 2015.

MEC released new FIES regulations in July 2015, which supplement and amend rules that were previously released. Among other changes, these regulations revised the rules for student eligibility and classification, higher education institution participation and selection of the vacancies that will be offered to the students.

On December 11, 2015, MEC issued new FIES regulations (Normative Ordinance No. 13), which supersede in all significant aspects the rules released in July 2015. Normative Ordinance No. 13 defined and clarified some rules for student eligibility and classification, higher education institution participation and selection of the vacancies that will be offered to the students in the first intake of 2016.

Among other changes, it created a "waiting list" concept for students not selected in the first selection call. It also instituted a rule that allows the remaining vacancies that were not filled in by the waiting list students to be redistributed among other programs of the post-secondary institution.

The rules for student eligibility are to have a gross household income of not more than 2.5 times the minimum wage per capita and to have taken the National High School Proficiency Exam at least

Laureate Education, Inc. and Subsidiaries
Notes to Consolidated Financial Statements (Continued)
(Dollars and shares in thousands)

Note 19. Legal and Regulatory Matters (Continued)

once since 2010, with a minimum score of 450 points, and have a score greater than zero in the test of writing.

Regarding the participation of post-secondary institutions in FIES, institutions must sign a participation agreement that contains their proposal of the number of vacancies offered and the following information per shift (morning, evening) and campus location: (i) tuition gross amount for the entire course, including all semesters; (ii) total tuition gross amount per course for the first semester, which must reflect at least a five percent discount to the course list price; and (iii) the number of vacancies that will be offered through the FIES selection process. Also, only courses with scores of 3, 4 or 5 in the National Higher Education Evaluation System (SINAES) evaluation are eligible to receive FIES students.

All of our Brazil Higher Education Institutions (HEI) adhere to Prouni. Prouni is a federal program of tax benefits designed to increase higher education participation rates by making college more affordable.

HEI may join Prouni by signing a term of membership valid for ten years and renewable for the same period. This term of membership shall include the number of scholarships to be offered in each program, unit and class, and a percentage of scholarships for degree programs to be given to indigenous and Afro-Brazilians. To join Prouni, an educational institution must maintain a certain relationship between the number of scholarships granted to regular paying students. The relationship between the number of scholarships and regular paying students is tested annually. If this relationship is not observed during a given academic year due to the departure of students, the institution must adjust the number of scholarships in a proportional manner the following academic year.

Prouni provides private HEI with an exemption from certain federal taxes in exchange for granting partial and full scholarships to low-income students enrolled in traditional and technology undergraduate programs. For the years ended December 31, 2015, 2014 and 2013, our HEI granted Prouni scholarships that resulted in tax credits of approximately \$55,000, \$49,400 and \$34,300, respectively.

Note 20. Fair Value Measurement

Fair value is defined as the price that would be received to sell an asset or paid to settle a liability in an orderly transaction between market participants at the measurement date. Accounting standards utilize a fair value hierarchy that prioritizes the inputs to valuation techniques used to measure fair value into three levels, which are described below:

- Level 1—Quoted prices (unadjusted) for identical assets or liabilities in active markets;
- Level 2—Observable inputs other than quoted prices that are either directly or indirectly observable for the asset or liability;
- Level 3—Unobservable inputs that are supported by little or no market activity.

These levels are not necessarily an indication of the risk of liquidity associated with the financial assets or liabilities disclosed. Assets and liabilities are classified in their entirety based on the lowest level of input that is significant to the fair value measurement, as required under ASC 820-10.

Laureate Education, Inc. and Subsidiaries
Notes to Consolidated Financial Statements (Continued)
(Dollars and shares in thousands)

Note 20. Fair Value Measurement (Continued)

Laureate's deferred compensation plan assets, contingent consideration and derivative instruments are its only assets and liabilities that are adjusted to fair value each reporting period.

Deferred compensation plan assets—Laureate has a deferred compensation plan that is offered to certain executive employees and members of our Board of Directors. The plan assets primarily consist of variable universal life insurance contracts. These insurance contracts are recorded at their estimated fair value based on the trust administrator's determination of the insurance contracts' total unit value, which is based on unadjusted third-party Net Asset Value (NAV) pricing information from the underlying funds in which the insurance premiums are invested. Laureate has concluded that the fair values of these assets are based on unobservable inputs, or Level 3 assumptions.

Contingent consideration—Certain acquisitions require the payment of contingent purchase consideration depending on whether specified future events occur or conditions are met in periods subsequent to the acquisition date. Laureate records such contingent consideration at fair value on the acquisition date with subsequent adjustments recognized in operations. The contingent consideration liability recorded at December 31, 2013 is related to the 2010 acquisition of NHU LLC. As part of that acquisition, Laureate agreed that the noncontrolling interest holder's 20% interest in NHU LLC will not be diluted as a result of any additional equity capital we invest in NHU LLC, up to a limit of \$5,000. We recorded a liability for this contingent arrangement as we deemed it probable that we would make an additional capital contribution. During the year ended December 31, 2014, Laureate settled this liability as a capital contribution.

Derivative instruments—Laureate uses derivative instruments as economic hedges for bank debt and interest rate risk. Their values are derived using valuation models commonly used for derivatives. These valuation models require a variety of inputs, including contractual terms, market prices, forward-price yield curves, notional quantities, measures of volatility and correlations of such inputs. Our valuation models also reflect measurements for credit risk. Laureate concluded that the fair values of our derivatives are based on unobservable inputs, or Level 3 assumptions. The significant unobservable input used in the fair value measurement of the Company's derivative instruments is our own credit risk. Holding other inputs constant, a significant increase (decrease) in our own credit risk would result in a significantly lower (higher) fair value measurement for the Company's derivative instruments.

Laureate's financial assets and liabilities that are measured at fair value on a recurring basis as of December 31, 2015 were as follows:

	<u>Total</u>	<u>Level 1</u>	<u>Level 2</u>	<u>Level 3</u>
Assets				
Deferred compensation plan assets	\$10,139	\$—	\$—	\$10,139
Derivative instruments	238	—	—	238
Total assets	<u>\$10,377</u>	<u>\$—</u>	<u>\$—</u>	<u>\$10,377</u>
Liabilities				
Derivative instruments	<u>\$20,014</u>	<u>\$—</u>	<u>\$—</u>	<u>\$20,014</u>

Laureate Education, Inc. and Subsidiaries
Notes to Consolidated Financial Statements (Continued)
(Dollars and shares in thousands)

Note 20. Fair Value Measurement (Continued)

Laureate's financial assets and liabilities that are measured at fair value on a recurring basis as of December 31, 2014 were as follows:

	<u>Total</u>	<u>Level 1</u>	<u>Level 2</u>	<u>Level 3</u>
Assets				
Deferred compensation plan assets	\$10,561	\$—	\$—	\$10,561
Liabilities				
Derivative instruments	<u>\$24,255</u>	<u>\$—</u>	<u>\$—</u>	<u>\$24,255</u>

The changes in our Level 3 instruments measured at fair value on a recurring basis for the year ended December 31, 2015 were as follows:

	<u>Deferred Compensation Plan Assets</u>	<u>Derivative Instruments</u>	<u>Total Level 3 Assets (Liabilities)</u>
Balance December 31, 2014	\$10,561	\$(24,255)	\$(13,694)
Losses included in earnings:			
Unrealized losses, net	(91)	(1,988)	(2,079)
Realized losses, net	—	(619)	(619)
Included in other comprehensive income	—	5,629	5,629
Purchases and settlements:			
Purchases	104	—	104
Settlements	(435)	619	184
Currency translation adjustment	—	838	838
Balance December 31, 2015	<u>\$10,139</u>	<u>\$(19,776)</u>	<u>\$ (9,637)</u>
Unrealized losses, net relating to assets and liabilities held at December 31, 2015	<u>\$ (91)</u>	<u>\$ (1,988)</u>	<u>\$ (2,079)</u>

Laureate Education, Inc. and Subsidiaries
Notes to Consolidated Financial Statements (Continued)
(Dollars and shares in thousands)

Note 20. Fair Value Measurement (Continued)

The changes in our Level 3 instruments measured at fair value on a recurring basis for the year ended December 31, 2014 were as follows:

	<u>Deferred Compensation Plan Assets</u>	<u>Contingent Consideration</u>	<u>Derivative Instruments</u>	<u>Total Level 3 Assets (Liabilities)</u>
Balance December 31, 2013	\$10,227	\$(1,000)	\$(53,845)	\$(44,618)
Gains (losses) included in earnings:				
Unrealized gains, net	570	—	29,801	30,371
Realized losses, net	—	—	(32,902)	(32,902)
Included in other comprehensive income	—	—	(733)	(733)
Purchases and settlements:				
Purchases	170	—	—	170
Settlements	(406)	1,000	32,902	33,496
Currency translation adjustment	—	—	522	522
Balance December 31, 2014	<u>\$10,561</u>	<u>\$ —</u>	<u>\$(24,255)</u>	<u>\$(13,694)</u>
Unrealized gains, net relating to assets and liabilities held at December 31, 2014	<u>\$ 570</u>	<u>\$ —</u>	<u>\$ 29,801</u>	<u>\$ 30,371</u>

The following table presents quantitative information regarding the significant unobservable inputs utilized in the fair value measurements of the Company's assets and liabilities classified as Level 3 for the year ended December 31, 2015:

	<u>Fair Value at December 31, 2015</u>	<u>Valuation Technique</u>	<u>Unobservable Input</u>	<u>Range/Input Value</u>
Derivative instruments—cross currency and interest rate swaps	\$19,776	Discounted Cash Flow	Own credit risk	12.56%

Note 21. Restructuring Costs

During the fourth quarter of 2015, Laureate approved a plan of restructuring, which primarily included workforce reductions in order to reduce operating costs in response to overcapacity at certain locations. The Company recorded the estimated cost of the restructuring of \$15,476, which consisted of employee severance, in Direct costs in the 2015 Consolidated Statement of Operations. Of the total restructuring liability recorded during 2015, \$10,912 represented one-time employee termination benefits recognized in accordance with ASC 420, "Exit or Disposal Cost Obligations" and \$4,564 represented contractual employee termination costs recognized in accordance with ASC 712, "Compensation-Nonretirement Postemployment Benefits." We paid \$5,810 during the fourth quarter of 2015, and we expect that the remaining liability of \$10,233 at December 31, 2015, after currency adjustments of \$567, will be paid during the first half of 2016. the restructuring liability is included in Accrued expenses in our December 31, 2015 Consolidated Balance Sheet.

Laureate Education, Inc. and Subsidiaries
Notes to Consolidated Financial Statements (Continued)
(Dollars and shares in thousands)

Note 21. Restructuring Costs (Continued)

The following is a summary of the restructuring costs by reportable segment for the year ended December 31, 2015:

	<u>LatAm</u>	<u>Europe</u>	<u>GPS</u>	<u>AMEA</u>	<u>Corporate</u>	<u>Total</u>
Employee severance—one-time termination . . .	\$3,170	\$1,944	\$3,154	\$2,360	\$284	\$10,912
Employee severance—contractual termination . .	<u>2,273</u>	<u>2,190</u>	<u>—</u>	<u>101</u>	<u>—</u>	<u>4,564</u>
Total severance costs	<u>\$5,443</u>	<u>\$4,134</u>	<u>\$3,154</u>	<u>\$2,461</u>	<u>\$284</u>	<u>\$15,476</u>

The following is a rollforward of the restructuring liability from December 31, 2014 through December 31, 2015:

	<u>Balance at December 31, 2014</u>	<u>Expense Recognized</u>	<u>Cash Payments</u>	<u>Currency Adjustments</u>	<u>Balance at December 31, 2015</u>
Employee severance—one time termination	\$—	\$10,912	\$(5,049)	\$396	\$ 6,259
Employee severance—contractual termination	<u>—</u>	<u>4,564</u>	<u>(761)</u>	<u>171</u>	<u>3,974</u>
Total	<u>\$—</u>	<u>\$15,476</u>	<u>\$(5,810)</u>	<u>\$567</u>	<u>\$10,233</u>

Note 22. Quarterly Financial Data (Unaudited)

The following quarterly financial information reflects all normal recurring adjustments that are, in the opinion of management, necessary for a fair statement of the results of the interim periods. Earnings per share are computed independently for each of the quarters presented. Per share amounts may not sum due to rounding. Summarized quarterly operating data were as follows:

<u>Per share amounts in whole dollars</u>	<u>2015 Quarters Ended</u>			
	<u>December 31</u>	<u>September 30</u>	<u>June 30</u>	<u>March 31</u>
Revenues	\$1,150,503	\$ 985,395	\$1,270,177	\$ 885,584
Operating costs and expenses	<u>1,025,572</u>	<u>952,076</u>	<u>1,037,537</u>	<u>939,517</u>
Operating income (loss)	124,931	33,319	232,640	(53,933)
(Loss) income from continuing operations	(16,140)	(130,397)	56,932	(226,240)
Net (income) loss attributable to noncontrolling interests	<u>(527)</u>	<u>1,785</u>	<u>(1,871)</u>	<u>210</u>
Net (loss) income attributable to Laureate Education, Inc.	(16,667)	(128,612)	55,061	(226,030)
Earnings (loss) per share:				
Basic and diluted net (loss) income per share attributable to common stockholders	<u>\$ (0.16)</u>	<u>\$ (0.96)</u>	<u>\$ 0.40</u>	<u>\$ (1.72)</u>

Laureate Education, Inc. and Subsidiaries
Notes to Consolidated Financial Statements (Continued)
(Dollars and shares in thousands)

Note 22. Quarterly Financial Data (Unaudited) (Continued)

Per share amounts in whole dollars	2014 Quarters Ended			
	December 31	September 30	June 30	March 31
Revenues	\$1,329,209	\$ 968,859	\$1,238,530	\$ 878,084
Operating costs and expenses	1,208,313	1,004,490	1,001,014	901,365
Operating income (loss)	120,896	(35,631)	237,516	(23,281)
Income (loss) from continuing operations	47,632	(195,700)	109,049	(123,434)
Net (income) loss attributable to noncontrolling interests	(670)	2,270	(840)	3,402
Net income (loss) attributable to Laureate Education, Inc.	46,962	(193,430)	108,209	(120,032)
Earnings (loss) per share:				
Basic and diluted net income (loss) per share attributable to common stockholders	<u>\$ 0.36</u>	<u>\$ (1.48)</u>	<u>\$ 0.80</u>	<u>\$ (0.92)</u>

Note 23. Other Financial Information

Accumulated Other Comprehensive Income

AOCI in our Consolidated Balance Sheets includes the accumulated translation adjustments arising from translation of foreign subsidiaries' financial statements, the unrealized losses on derivatives designated as cash flow hedges, and the accumulated net gains or losses that are not recognized as components of net periodic benefit cost for our minimum pension liability. The components of these balances were as follows:

December 31,	2015			2014		
	Laureate Education, Inc.	Noncontrolling Interests	Total	Laureate Education, Inc.	Noncontrolling Interests	Total
Foreign currency translation (loss) gain	\$(928,421)	\$(2,420)	\$(930,841)	\$(546,190)	\$1,659	\$(544,531)
Unrealized losses on derivatives	(13,251)	—	(13,251)	(18,880)	—	(18,880)
Minimum pension liability adjustment	(11,005)	—	(11,005)	(13,971)	—	(13,971)
Accumulated other comprehensive (loss) income	<u>\$(952,677)</u>	<u>\$(2,420)</u>	<u>\$(955,097)</u>	<u>\$(579,041)</u>	<u>\$1,659</u>	<u>\$(577,382)</u>

Laureate reports changes in AOCI in our Consolidated Statements of Stockholders' Equity. See also Note 14, Derivative Instruments, and Note 18, Benefit Plans, for the effects of reclassifications out of AOCI into net income.

Laureate Education, Inc. and Subsidiaries
Notes to Consolidated Financial Statements (Continued)
(Dollars and shares in thousands)

Note 23. Other Financial Information (Continued)

Foreign Currency Exchange of Certain Intercompany Loans

Laureate periodically reviews its investment and cash repatriation strategies to ensure that we meet our liquidity requirements in the United States. In September 2009, we made a significant change to our cash repatriation strategy involving the use of certain intercompany loans to repatriate cash. As a result, we could no longer designate as indefinitely invested \$1,728,710 and \$1,562,111 of intercompany loans as of December 31, 2015 and 2014, respectively. Following the change in designation, Laureate recognized currency exchange adjustments attributable to these intercompany loans as Foreign currency exchange loss, net, of \$(119,473), \$(96,617) and \$(8,417) in the Consolidated Statements of Operations for the years ended December 31, 2015, 2014 and 2013, respectively.

Supplemental Schedule for Transactions with Noncontrolling Interest Holders

Transactions with noncontrolling interest holders had the following effects on the equity attributable to Laureate:

<u>For the years ended December 31,</u>	<u>2015</u>	<u>2014</u>	<u>2013</u>
Net loss attributable to Laureate Education, Inc.	\$(316,248)	\$(158,291)	\$ (69,678)
Decrease in equity for purchases of noncontrolling interests	<u>(1,554)</u>	<u>(4,498)</u>	<u>(87,970)</u>
Change from net loss attributable to Laureate Education, Inc. and net transfers to the noncontrolling interests	<u>\$(317,802)</u>	<u>\$(162,789)</u>	<u>\$(157,648)</u>

Write Off of Accounts and Notes Receivable

During the years ended December 31, 2015, 2014 and 2013, Laureate wrote off approximately \$83,000, \$94,000 and \$85,000, respectively, of fully reserved accounts and notes receivable that were deemed uncollectible.

Turkey—Donation

During the fourth quarter of 2014, we recorded an operating expense of \$18,000 for a donation to a foundation for an initiative supported by the Turkish government. This donation was made by our network institution in Turkey to support our ongoing operations.

Note 24. Supplemental Cash Flow Information

Cash interest payments were \$351,430, \$321,015 and \$292,766 for the years ended December 31, 2015, 2014 and 2013, respectively. Net income tax cash payments were \$108,295, \$68,676 and \$95,767 for the years ended December 31, 2015, 2014 and 2013, respectively.

On November 6, 2015, Laureate’s Board of Directors declared a cash distribution totaling \$18,975, which represented approximately \$0.14264 per share of common stock. The cash distribution was paid from capital in excess of par value, following shareholders’ approval.

On December 12, 2014, Laureate’s Board of Directors authorized the declaration and payment of a cash distribution totaling \$5,271, which represented approximately \$0.04 per share of common stock,

Laureate Education, Inc. and Subsidiaries
Notes to Consolidated Financial Statements (Continued)
(Dollars and shares in thousands)

Note 24. Supplemental Cash Flow Information (Continued)

subject to shareholder approval as required by our bylaws. The cash distribution was paid from capital in excess of par value on December 31, 2014, following shareholders' approval.

Total cash dividends paid during the year ended December 31, 2013 were \$22,872. In February 2013, Laureate's Board of Directors authorized the declaration and payment of a cash distribution totaling \$12,133, which represented approximately \$0.092 per share of common stock, subject to shareholder approval as required by our bylaws. The cash distribution was paid from capital in excess of par value on February 27, 2013, following shareholders' approval. In August 2013, Laureate's Board of Directors authorized the declaration and payment of a cash distribution totaling \$5,265, which represented approximately \$0.04 per share of common stock, subject to shareholder approval as required by our bylaws. The cash distribution was paid from capital in excess of par value on August 29, 2013, following shareholders' approval. In December 2013, Laureate's Board of Directors authorized the declaration and payment of a cash distribution totaling \$5,474, which represented approximately \$0.04 per share of common stock, subject to shareholder approval as required by our bylaws. The cash distribution was paid from capital in excess of par value on December 30, 2013, following shareholders' approval.

In November 2012, we received \$29,138 of interest paid by the lenders on issuance of the Senior Notes due 2019, in order to match the timing of the semi-annual interest payment dates of the Senior Notes due 2019. This amount was disbursed to the lenders at the interest payment date of March 1, 2013.

Note 25. Subsequent Events

We have evaluated events occurring subsequent to our balance sheet date through March 25, 2016, which is the date that these Consolidated Financial Statements were issued. Certain subsequent events are discussed elsewhere in the Consolidated Financial Statements where relevant.

Sale of Glion and Les Roches Hospitality Management Schools

On March 15, 2016, we signed an agreement with Eurazeo, a publicly traded French investment company, under which Eurazeo acquired Glion and Les Roches from the Company for a total transaction value of CHF 380,000 (approximately \$385,000 at the signing date), subject to certain adjustments. The sale will include the operations of Glion in Switzerland and the United Kingdom, and the operations of Les Roches in Switzerland and the United States, as well as LRG in Switzerland, Les Roches Jin Jiang in China, RACA in Jordan and Les Roches Marbella in Spain. Closing of the transaction is subject to regulatory approvals, including by the New England Association of Schools and Colleges, and other customary conditions and provisions. Following the closing, Laureate will continue to provide certain back-office services to Glion and Les Roches, and programs of those schools will continue on various campuses of Laureate throughout the world.

In connection with the transaction described above, on March 15, 2016 we also entered into a CHF to USD deal-contingent foreign exchange forward contract, in order to lock in the amount of USD proceeds that we will receive upon closing of the transaction. The notional amount of the forward contract was CHF 320,000. The contract matures on November 30, 2016 and allows for settlement at

Laureate Education, Inc. and Subsidiaries
Notes to Consolidated Financial Statements (Continued)
(Dollars and shares in thousands)

Note 25. Subsequent Events (Continued)

any point until that date at the exchange rates stated in the contract. For accounting purposes, this derivative was not designated as a hedging instrument.

UDLA Chile Reaccreditation

On March 16, 2016, UDLA Chile was notified that it had been reaccredited for three years, from March 2016 to March 2019.

Exercise of Put Option

On March 24, 2016, the noncontrolling interest holders of St. Augustine notified Laureate of their election to exercise their put option, which will require Laureate to purchase the remaining noncontrolling interest of 20%. The exercise of this put option is not expected to have a material net impact on our financial statements or our liquidity. See Note 11, Commitments and Contingencies, for further description of the put option.

LAUREATE EDUCATION, INC. AND SUBSIDIARIES
Consolidated Statements of Operations
IN THOUSANDS

<u>For the nine months ended September 30,</u>	<u>2016</u>	<u>2015</u>
	<u>(Unaudited)</u>	<u>(Unaudited)</u>
Revenues	\$3,068,299	\$3,141,156
Costs and expenses:		
Direct costs	2,697,820	2,795,027
General and administrative expenses	158,566	134,103
Operating income	211,913	212,026
Interest income	13,305	9,924
Interest expense	(314,383)	(300,145)
Loss on debt extinguishment	(17,363)	(1,263)
Loss on derivatives	(8,235)	(2,618)
Other (expense) income, net	(964)	1,268
Foreign currency exchange gain (loss), net	80,263	(139,416)
Gain on sales of subsidiaries, net	398,412	—
Income (loss) from continuing operations before income taxes and equity in net income of affiliates	362,948	(220,224)
Income tax expense	(35,246)	(81,587)
Equity in net income of affiliates, net of tax	20	2,106
Net income (loss)	327,722	(299,705)
Net loss attributable to noncontrolling interests	2,817	124
Net income (loss) attributable to Laureate Education, Inc.	<u>\$ 330,539</u>	<u>\$ (299,581)</u>
Basic and diluted earnings (loss) per share:		
Basic earnings (loss) per share	\$ 2.52	\$ (2.28)
Diluted earnings (loss) per share	<u>\$ 2.48</u>	<u>\$ (2.28)</u>

The accompanying notes are an integral part of these consolidated financial statements.

LAUREATE EDUCATION, INC. AND SUBSIDIARIES
Consolidated Statements of Comprehensive Income
IN THOUSANDS

<u>For the nine months ended September 30,</u>	<u>2016</u>	<u>2015</u>
	<u>(Unaudited)</u>	<u>(Unaudited)</u>
Net income (loss)	\$327,722	\$(299,705)
Other comprehensive (loss) income:		
Foreign currency translation adjustment, net of tax of \$0 for both periods . .	(45,005)	(363,250)
Unrealized gain on derivative instruments, net of tax of \$0 for both periods .	5,509	2,850
Minimum pension liability adjustment, net of tax of \$1,900 and \$0, respectively	8,948	198
Total other comprehensive loss	<u>(30,548)</u>	<u>(360,202)</u>
Comprehensive income (loss)	297,174	(659,907)
Net comprehensive loss attributable to noncontrolling interests	1,817	3,428
Comprehensive income (loss) attributable to Laureate Education, Inc.	<u>\$298,991</u>	<u>\$(656,479)</u>

The accompanying notes are an integral part of these consolidated financial statements.

LAUREATE EDUCATION, INC. AND SUBSIDIARIES
Consolidated Balance Sheets
IN THOUSANDS, except per share amounts

	<u>September 30,</u> <u>2016</u>	<u>December 31,</u> <u>2015</u>
	(Unaudited)	
Assets		
Current assets:		
Cash and cash equivalents (includes VIE amounts of \$164,922 and \$120,944, see Note 2)	\$ 481,471	\$ 458,673
Restricted cash and investments	176,235	160,585
Receivables:		
Accounts and notes receivable	769,495	441,051
Other receivables	24,298	35,788
Related party receivables	8,134	7,336
Allowance for doubtful accounts	(192,301)	(158,006)
Receivables, net	609,626	326,169
Deferred income taxes	92,291	87,895
Income tax receivable	22,892	17,048
Prepaid expenses and other current assets	112,011	85,314
Total current assets (includes VIE amounts of \$455,857 and \$307,043, see Note 2)	1,494,526	1,135,684
Notes receivable, net	63,239	59,272
Property and equipment:		
Land	409,601	419,977
Buildings	1,257,077	1,294,263
Furniture, equipment and software	1,163,650	1,142,176
Leasehold improvements	402,938	384,655
Construction in-progress	82,254	93,260
Accumulated depreciation and amortization	(1,137,924)	(1,043,431)
Property and equipment, net	2,177,596	2,290,900
Land use rights, net	47,831	50,336
Goodwill	2,009,278	2,115,897
Other intangible assets:		
Tradenames	1,325,613	1,361,125
Other intangible assets, net	51,084	52,197
Deferred costs, net	56,522	58,169
Deferred income taxes	63,653	80,754
Other assets	219,115	234,782
Total assets (includes VIE amounts of \$1,469,249 and \$1,346,908, see Note 2)	<u>\$ 7,508,457</u>	<u>\$ 7,439,116</u>

The accompanying notes are an integral part of these consolidated financial statements.

LAUREATE EDUCATION, INC. AND SUBSIDIARIES
Consolidated Balance Sheets (Continued)
IN THOUSANDS, except per share amounts

	<u>September 30, 2016</u>	<u>December 31, 2015</u>
	(Unaudited)	
Liabilities and stockholders' equity		
Current liabilities:		
Accounts payable	\$ 86,866	\$ 111,749
Accrued expenses	363,327	371,621
Accrued compensation and benefits	249,589	237,659
Deferred revenue and student deposits	813,322	482,723
Current portion of long-term debt	168,689	192,354
Current portion of due to shareholders of acquired companies	127,591	21,050
Deferred compensation	17,978	17,463
Income taxes payable	24,120	48,369
Deferred income taxes	5,055	9,310
Derivative instruments	7,740	688
Other current liabilities	52,379	55,197
Total current liabilities (includes VIE amounts of \$478,620 and \$305,067, see Note 2)	1,916,656	1,548,183
Long-term debt, less current portion	3,852,824	4,318,934
Due to shareholders of acquired companies, less current portion	93,151	165,669
Deferred compensation	13,826	14,880
Income taxes payable	154,620	169,951
Deferred income taxes	486,319	507,477
Derivative instruments	8,486	19,326
Other long-term liabilities	280,986	287,524
Total liabilities (includes VIE amounts of \$620,512 and \$455,373, see Note 2)	6,806,868	7,031,944
Redeemable noncontrolling interests and equity	21,365	51,746
Stockholders' equity:		
Preferred stock, par value \$0.001 per share—authorized 50,000 shares, no shares issued and outstanding as of September 30, 2016 and December 31, 2015	—	—
Common stock, par value \$0.004 per share—authorized 175,000 shares, issued and outstanding shares of 133,301 and 133,255 as of September 30, 2016 and December 31, 2015, respectively	533	533
Additional paid-in capital	2,714,231	2,686,451
Accumulated deficit	(1,079,009)	(1,409,548)
Accumulated other comprehensive loss	(984,225)	(952,677)
Total Laureate Education, Inc. stockholders' equity	651,530	324,759
Noncontrolling interests	28,694	30,667
Total stockholders' equity	680,224	355,426
Total liabilities and stockholders' equity	\$ 7,508,457	\$ 7,439,116

The accompanying notes are an integral part of these consolidated financial statements.

LAUREATE EDUCATION, INC. AND SUBSIDIARIES
Consolidated Statements of Cash Flows
IN THOUSANDS

<u>For the nine months ended September 30,</u>	<u>2016</u>	<u>2015</u>
	<u>(Unaudited)</u>	<u>(Unaudited)</u>
Cash flows from operating activities		
Net income (loss)	\$ 327,722	\$(299,705)
Adjustments to reconcile net income (loss) to net cash provided by operating activities:		
Depreciation and amortization	202,735	209,390
Gain on sale of subsidiary and disposal of property and equipment	(398,499)	(2,771)
Loss on derivative instruments	7,211	2,125
Loss on debt extinguishment	17,363	331
Non-cash interest expense	36,892	45,427
Non-cash share-based compensation expense	28,939	27,222
Bad debt expense	76,141	78,552
Deferred income taxes	(12,309)	(45,198)
Unrealized foreign currency exchange (gain) loss	(73,641)	120,991
Non-cash loss (gain) from non-income tax contingencies	6,016	(192)
Other, net	1,574	(2,895)
Changes in operating assets and liabilities:		
Restricted cash	(6,826)	(4,153)
Receivables	(350,078)	(360,572)
Prepaid expenses and other assets	(28,236)	(25,015)
Accounts payable and accrued expenses	(10,655)	7,205
Income tax receivable/payable, net	(23,550)	39,273
Deferred revenue and other liabilities	395,171	430,280
Net cash provided by operating activities	<u>195,970</u>	<u>220,295</u>
Cash flows from investing activities		
Purchase of property and equipment and land use rights	(132,904)	(217,796)
Expenditures for deferred costs	(13,996)	(14,530)
Receipts from sale of subsidiaries and property and equipment, net of cash sold	553,860	188,944
Settlement of derivatives related to sale of subsidiaries	(5,663)	—
Property insurance recoveries	1,431	2,198
Business acquisitions, net of cash acquired	—	(6,705)
Proceeds from affiliates	—	5,003
Payments from (to) related parties	1,634	(1,139)
Change in restricted cash and investments	(12,032)	1,315
Proceeds from sale or maturity of available-for-sale securities, net	—	1,386
Net cash provided by (used in) investing activities	<u>392,330</u>	<u>(41,324)</u>
Cash flows from financing activities		
Proceeds from issuance of long-term debt	513,014	336,431
Payments on long-term debt	(1,037,591)	(283,016)
Payments of deferred purchase price for acquisitions	(9,574)	(20,439)
Payments to purchase noncontrolling interests	(25,665)	(5,351)
Payment of dividends to noncontrolling interest holders	(550)	(450)
Proceeds from exercise of stock options	252	204
Withholding of shares to satisfy minimum employee tax withholding for vested stock awards and exercised stock options	(1,346)	(3,367)
Payments of debt issuance costs and modification fees	(10,593)	(12,139)
Noncontrolling interest holder's loan to subsidiaries	816	1,730
Distributions to noncontrolling interest holders	(1,447)	(2,016)
Capital contribution from noncontrolling interest	—	469
Net cash (used in) provided by financing activities	<u>(572,684)</u>	<u>12,056</u>
Effects of exchange rate changes on cash	7,182	(34,221)
Net change in cash and cash equivalents	22,798	156,806
Cash and cash equivalents at beginning of period	458,673	461,584
Cash and cash equivalents at end of period	<u>\$ 481,471</u>	<u>\$ 618,390</u>

The accompanying notes are an integral part of these consolidated financial statements.

Laureate Education, Inc. and Subsidiaries
Notes to Consolidated Financial Statements
(Dollars and shares in thousands)

Note 1. Description of Business

Laureate Education, Inc. and subsidiaries (hereinafter Laureate, we, us, our, or the Company) provide higher education programs and services to students through an international network of licensed universities and higher education institutions (institutions). We are a subsidiary of Wengen Alberta, Limited Partnership (Wengen), an Alberta limited partnership, which acquired Laureate on August 17, 2007 through a merger using leveraged buyout financing (the LBO). On October 1, 2015, we redomiciled in Delaware as a public benefit corporation as a demonstration of our long-term commitment to our mission to benefit our students and society.

Laureate's programs are provided through institutions that are campus-based and internet-based, or through electronically distributed educational programs (online). Our educational offerings are delivered through four operating segments: Latin America (LatAm), Europe (Europe), Asia, Middle East & Africa (AMEA), and Global Products and Services (GPS). LatAm has locations in Brazil, Chile, Costa Rica, Honduras, Mexico, Panama and Peru and has contractual relationships with a licensed institution in Ecuador. Europe has locations in Cyprus, Germany, Italy, Morocco, Portugal, Spain and Turkey. The AMEA segment consists of campus-based institutions with operations in Australia, China, India, Malaysia, New Zealand, South Africa and Thailand. AMEA also manages nine licensed institutions in the Kingdom of Saudi Arabia and manages one additional institution in China through a joint venture arrangement. The GPS segment includes fully online degree programs in the United States offered through Walden University, LLC, which is a U.S.-based accredited institution, and through the University of Liverpool and the University of Roehampton in the United Kingdom. GPS also includes campus-based institutions located in the United States. As discussed further in Note 3, Dispositions, during the second quarter of 2016 we sold certain operations in our GPS segment and during the third quarter of 2016 we sold our French operations in the Europe segment.

The accompanying unaudited Consolidated Financial Statements have been prepared in accordance with accounting principles generally accepted in the United States (GAAP) for interim financial information. In our opinion, these financial statements include all adjustments considered necessary to present a fair statement of our consolidated results of operations, financial position and cash flows. Operating results for any interim period are not necessarily indicative of the results that may be expected for the full year. Preparation of the Company's financial statements in conformity with GAAP requires management to make estimates and assumptions that affect the reported amounts in the financial statements and footnotes. Actual results could differ from those estimates. These unaudited consolidated financial statements should be read in conjunction with Laureate's audited Consolidated Financial Statements for the fiscal year ended December 31, 2015.

These financial statements reflect a 4 to 1 reverse stock split of our common stock that we effected prior to the effectiveness of our registration statement on Form S-1.

Note 2. Significant Accounting Policies

The Variable Interest Entity (VIE) Arrangements

Laureate consolidates in its financial statements certain internationally based educational organizations that do not have shares or other equity ownership interests. Although these educational organizations may be considered not-for-profit entities in their home countries and they are operated in

Laureate Education, Inc. and Subsidiaries
Notes to Consolidated Financial Statements (Continued)
(Dollars and shares in thousands)

Note 2. Significant Accounting Policies (Continued)

compliance with their respective not-for-profit legal regimes, we believe they do not meet the definition of a not-for-profit entity under GAAP, and we treat them as “for-profit” entities for accounting purposes. These entities generally cannot declare dividends or distribute their net assets to the entities that control them. We believe that we fully comply with all local laws and regulations.

Under ASC Topic 810-10, “Consolidation,” we have determined that these institutions are VIEs and that Laureate is the primary beneficiary of these VIEs because we have, as further described herein: (1) the power to direct the activities of the VIEs that most significantly affect their educational and economic performance, and (2) the right to receive economic benefits from contractual and other arrangements with the VIEs that could potentially be significant to the VIEs. We account for the acquisition of the right to control a VIE in accordance with ASC 805, “Business Combinations.”

Selected Consolidated Statements of Operations information for these VIEs was as follows:

	For the nine months ended September 30,	
	2016	2015
Selected Statements of Operations information:		
Revenues, by segment:		
LatAm	\$301,382	\$307,250
Europe	85,166	81,064
AMEA	102,321	96,191
Revenues	488,869	484,505
Depreciation and amortization	39,190	40,190
Operating income (loss), by segment:		
LatAm	(29,936)	(20,487)
Europe	(833)	(2,270)
AMEA	5,879	4,966
Operating loss	(24,890)	(17,791)
Net income (loss)	(18,517)	(16,999)
Net income (loss) attributable to Laureate Education, Inc.	(18,474)	(16,611)

The following table reconciles the Net income (loss) attributable to Laureate Education, Inc. as presented in the table above, to the amounts in our Consolidated Statements of Operations:

	For the nine months ended September 30,	
	2016	2015
Net income (loss) attributable to Laureate Education, Inc.:		
Variable interest entities	\$(18,474)	\$ (16,611)
Other operations	386,177	24,140
Corporate and eliminations	(37,164)	(307,110)
Net income (loss) attributable to Laureate Education, Inc.	\$330,539	\$(299,581)

Laureate Education, Inc. and Subsidiaries
Notes to Consolidated Financial Statements (Continued)
(Dollars and shares in thousands)

Note 2. Significant Accounting Policies (Continued)

The following table presents selected assets and liabilities of the consolidated VIEs. Except for Goodwill, the assets in the table below include the assets that can be used only to settle the obligations for the VIEs. The liabilities in the table are liabilities for which the creditors of the VIEs do not have recourse to the general credit of Laureate.

Selected Consolidated Balance Sheet amounts for these VIEs were as follows:

	September 30, 2016		December 31, 2015	
	VIE	Consolidated	VIE	Consolidated
Balance Sheets data:				
Cash and cash equivalents	\$ 164,922	\$ 481,471	\$ 120,944	\$ 458,673
Other current assets	290,935	1,013,055	186,099	677,011
Total current assets	455,857	1,494,526	307,043	1,135,684
Goodwill	187,067	2,009,278	196,869	2,115,897
Tradenames	107,351	1,325,613	104,952	1,361,125
Other intangible assets, net	—	51,084	25	52,197
Other long-term assets	718,974	2,627,956	738,019	2,774,213
Total assets	1,469,249	7,508,457	1,346,908	7,439,116
Other current liabilities	478,620	1,808,625	305,067	1,548,183
Long-term debt and other long-term liabilities	141,892	4,998,243	150,306	5,483,761
Total liabilities	620,512	6,806,868	455,373	7,031,944
Total stockholders' equity	848,737	680,224	891,535	355,426
Total stockholders' equity attributable to Laureate Education, Inc.	832,325	651,530	874,610	324,759

As discussed further in Note 3, Dispositions, we completed the sale of our French operations in July 2016. Those operations included two institutions that were VIE's.

Recently Issued Accounting Standards

Accounting Standards Update (ASU) No. 2016-16 (ASU 2016-16), Income Taxes (Topic 740): Intra-Entity Transfers of Assets Other Than Inventory

In October 2016, the Financial Accounting Standards Board (FASB) issued ASU 2016-16 in order to improve the accounting for income tax consequences for intra-entity transfers of assets other than inventory. Under current GAAP, the recognition of current and deferred income taxes for an intra-entity transfer is prohibited until the asset has been sold to a third party. The amendments in this ASU state that an entity should recognize income tax consequences of an intra-entity transfer when the transfer occurs. This aligns the recognition of income tax consequences for intra-entity transfers of assets with International Financing Reporting Standards (IFRS). This ASU is effective for Laureate beginning on January 1, 2018 and early adoption is permitted. The amendments in this ASU should be applied on a modified retrospective basis through a cumulative-effect adjustment directly to retained earnings as of the beginning of the period of adoption. We are currently evaluating the impact of ASU 2016-16 on our Consolidated Financial Statements.

Laureate Education, Inc. and Subsidiaries
Notes to Consolidated Financial Statements (Continued)
(Dollars and shares in thousands)

Note 2. Significant Accounting Policies (Continued)

Accounting Standards Update (ASU) No. 2016-15 (ASU 2016-15), Statement of Cash Flows (Topic 230): Classification of Certain Cash Receipts and Cash Payments

In August 2016, the FASB issued ASU 2016-15 in order to reduce diversity around how certain cash receipts and cash payments are presented and classified on the Statement of Cash Flows. This ASU provides guidance on the following areas, for which current GAAP is either unclear or does not include specific guidance:

1. Debt prepayment or debt extinguishment costs;
2. Settlement of zero-coupon debt instruments or other debt instruments with coupon rates that are insignificant in relation to the effective interest rate of the borrowing;
3. Contingent consideration payments made after a business combination;
4. Proceeds from the settlement of insurance claims;
5. Proceeds from the settlement of corporate-owned life insurance policies;
6. Distributions received from equity method investees;
7. Beneficial interests in securitization transactions; and
8. Separately identifiable cash flows and application of the predominance principle.

This ASU is effective for Laureate beginning on January 1, 2018 and early adoption is permitted; however, if early adoption is elected, all of the amendments to the areas above must be adopted at the same time. The amendments in this ASU should be applied retrospectively. We are currently evaluating the impact of ASU 2016-15 on our Consolidated Financial Statements.

ASU No. 2016-12 (ASU 2016-12), Revenue from Contracts with Customers (Topic 606): Narrow-scope improvements and practical expedients

In May 2016, the FASB issued ASU 2016-12 to address certain areas of improvement around Topic 606, Revenue from Contracts with Customers. The amendments in this Update do not change the core principles of Topic 606, but do address clarification around the following areas:

1. Assessing the collectibility criterion and accounting for contracts that do not meet the criteria;
2. Presentation of sales taxes and other similar taxes collected from customers;
3. Noncash consideration;
4. Contract modifications at transition;
5. Completed contracts at transition; and
6. Technical correction around retrospective application.

The amendments in this update affect the guidance in ASU 2014-09, Contracts with Customers (Topic 606), which is not yet effective, and therefore follow the same effective date and transition requirements. ASU 2014-09 is effective for Laureate on January 1, 2018 and allows either a full retrospective adoption to all periods presented or a modified retrospective adoption approach with the

Laureate Education, Inc. and Subsidiaries
Notes to Consolidated Financial Statements (Continued)
(Dollars and shares in thousands)

Note 2. Significant Accounting Policies (Continued)

cumulative effect of initial application of the revised guidance recognized at the date of the initial application. We are currently evaluating the impact of ASU 2016-12 and ASU 2014-09 on our Consolidated Financial Statements.

ASU No. 2016-10 (ASU 2016-10), Revenue from Contracts with Customers (Topic 606): Identifying Performance Obligations and Licensing

In April 2016, the FASB issued ASU 2016-10 in response to an issue communicated by the Transition Resource Group for Revenue Recognition (the TRG), a group which was formed by the FASB and the International Accounting Standards Board (IASB), (collectively, the Boards), whose objective is to inform the Boards of any issues that could arise with the implementation of a converged standard on recognition of revenue from contracts with customers. ASU 2016-10 does not change the core principal of the guidance in Topic 606, but adds clarification around identifying performance obligations and licensing.

The amendments in this update affect the guidance in ASU 2014-09, Contracts with Customers (Topic 606), which is not yet effective, and therefore follow the same effective date and transition requirements. ASU 2014-09 is effective for Laureate on January 1, 2018 and allows either a full retrospective adoption to all periods presented or a modified retrospective adoption approach with the cumulative effect of initial application of the revised guidance recognized at the date of the initial application. We are currently evaluating the impact of ASU 2016-10 and ASU 2014-09 on our Consolidated Financial Statements.

ASU No. 2016-09 (ASU 2016-09), Compensation—Stock compensation (Topic 718): Improvements to Employee Share-based Payment Accounting

On March 30, 2016, the FASB issued ASU 2016-09 as part of its initiative to reduce complexity in accounting standards. The areas for simplification in this ASU involve several aspects of the accounting for employee share-based payment transactions, including the income tax consequences, classification of awards as either equity or liabilities, and classification on the statement of cash flows. The guidance is effective for Laureate beginning January 1, 2017. Early adoption is permitted in any annual or interim period for which financial statements have not been issued or made available for issuance, but all of the guidance must be adopted in the same period. If an entity early adopts the guidance in an interim period, any adjustments must be reflected as of the beginning of the fiscal year that includes that interim period. We are evaluating the impact of ASU 2016-09 on our Consolidated Financial Statements.

ASU No. 2016-08 (ASU 2016-08), Revenue from Contracts with Customers (Topic 606): Principal versus Agent Considerations (Reporting Revenue Gross versus Net)

In March 2016, the FASB issued ASU 2016-08 in response to an issue communicated by the TRG regarding the determination of whether the entity acts as the principal or an agent in certain transactions where another party, along with the entity, is involved in providing a good or service to a customer. The amendments in this update do not change the core principle of the existing implementation guidance in Topic 606 on principal versus agent considerations, but do clarify how an entity should determine whether it is a principal or an agent by providing indicators that assist in the

Laureate Education, Inc. and Subsidiaries
Notes to Consolidated Financial Statements (Continued)
(Dollars and shares in thousands)

Note 2. Significant Accounting Policies (Continued)

assessment of control. Such indicators may be more or less relevant to the control assessment and one or more indicators may be more or less persuasive to the control assessment, depending on the facts and circumstances.

The amendments in this update affect the guidance in ASU 2014-09, Contracts with Customers (Topic 606), which is not yet effective, and therefore follows the same effective date and transition requirements. ASU 2014-09 is effective for Laureate on January 1, 2018 and allows either a full retrospective adoption to all periods presented or a modified retrospective adoption approach with the cumulative effect of initial application of the revised guidance recognized at the date of the initial application. We are currently evaluating the impact of ASU 2016-08 and ASU 2014-09 on our Consolidated Financial Statements.

Note 3. Dispositions

Sale of Glion and Les Roches Hospitality Management Schools

On March 15, 2016, we signed an agreement with Eurazeo, a publicly traded French investment company, to sell Glion Institute of Higher Education (Glion) and Les Roches International School of Hotel Management (Les Roches) for a total transaction value of approximately CHF 380,000 (approximately \$385,000 at the signing date), subject to certain adjustments. The sale included the operations of Glion in Switzerland and the United Kingdom, the operations of Les Roches in Switzerland and the United States, Haute école spécialisée Les Roches-Gruyère SA (LRG) in Switzerland, Les Roches Jin Jiang in China, Royal Academy of Culinary Arts (RACA) in Jordan and Les Roches Marbella in Spain. Closing of the transaction was subject to regulatory approvals, including by the New England Association of Schools and Colleges, and other customary conditions and provisions. The transaction closed on June 14, 2016 and we received total net proceeds of approximately \$332,800, net of cash sold of \$14,500, and after adjustments for liabilities assumed by the buyer and transaction-related costs. In September 2016, Laureate received additional proceeds from the buyer of approximately \$5,800 after finalization of the working capital adjustment required by the purchase agreement, resulting in a total non-taxable gain on sale of approximately \$249,000. In addition, on the June 14, 2016 closing date, we settled the deal-contingent forward exchange swap agreement for a payment of \$10,297; see Note 12, Derivative Instruments, for further description of this swap. We are continuing to provide certain back-office services to Glion and Les Roches for a period of time, and programs of those institutions will continue on various campuses in the *Laureate International Universities* network throughout the world.

Sale of Institutions in France

On April 19, 2016, Laureate announced that it had signed an agreement for the transfer of control of LIUF SAS (LIUF), the French holding entity, to Apex Partners, a leading private equity firm in French-speaking European countries. Bpifrance, the investment vehicle of the French state, will co-invest alongside Apex Partners and hold around 10% of the entity. Management obtained approval for this transaction on April 6, 2016. The French anti-trust authority also approved the transaction, and

Laureate Education, Inc. and Subsidiaries
Notes to Consolidated Financial Statements (Continued)
(Dollars and shares in thousands)

Note 3. Dispositions (Continued)

closing took place on July 20, 2016. LIUF comprised five institutions with a total student population of approximately 7,500:

- École Supérieure du Commerce Extérieur (ESCE);
- Institut Français de Gestion (IFG);
- European Business School (EBS);
- École Centrale d'Electronique (ECE); and
- Centre d'Études Politiques et de la Communication (CEPC).

The value of the transaction was EUR 201,000 (approximately \$228,000 at the signing date), subject to certain adjustments. At closing on July 20, 2016, we received total net proceeds of approximately \$207,000, net of cash sold of \$3,400, and after adjustments for liabilities assumed by the buyer and transaction-related costs, resulting in a non-taxable gain on sale of approximately \$149,000. In addition, in July we settled the forward exchange swap agreements related to this sale, resulting in total proceeds of \$4,634. See Note 12, Derivative Instruments, for further description of these swap agreements.

Note 4. Due to Shareholders of Acquired Companies

The amounts due to shareholders of acquired companies generally arise in connection with Laureate's acquisition of a majority or all of the ownership interest of certain subsidiaries. Promissory notes payable to the sellers of acquired companies, referred to as "seller notes," are commonly used as a means of payment for business acquisitions. Seller note payments are generally classified as Payments of deferred purchase price for acquisitions within financing activities in our Consolidated Statement of

Laureate Education, Inc. and Subsidiaries
Notes to Consolidated Financial Statements (Continued)
(Dollars and shares in thousands)

Note 4. Due to Shareholders of Acquired Companies (Continued)

Cash Flows. The amounts due to shareholders of acquired companies, currencies, and interest rates applied were as follows:

	September 30, 2016	December 31, 2015	Nominal Currency	Interest Rate %
Faculdades Metropolitanas Unidas Educacionais (FMU)	\$ 97,609	\$ 70,512	BRL	CDI
Universidade Anhembi Morumbi (UAM Brazil) . . .	60,549	48,172	BRL	CDI + 2%
Monash South Africa (MSA)	29,606	26,662	AUD	n/a, 6.75%
University of St. Augustine for Health Sciences, LLC (St. Augustine)	11,550	11,550	USD	7%
CH Holding Netherlands B.V. (CH Holding)	8,387	12,745	USD	n/a
Universidad Tecnologica Centroamericana (UNITEC Honduras)	5,621	6,764	HNL	IIBC
IADE Group	2,958	3,994	EUR	3%
Faculdade-Porto-Alegrense (FAPA)	2,807	2,090	BRL	IGP-M
Universidade Europeia (UE)	1,655	1,541	EUR	3%
Centro de Desenvolvimento Pessoal e Empresarial Ltda. (CEDEPE)	—	464	BRL	CDI
Universidad Autonoma de Veracruz, S.C. (Veracruz)	—	2,225	MXN	CETES
Total due to shareholders of acquired companies . . .	220,742	186,719		
Less: Current portion of due to shareholders of acquired companies	127,591	21,050		
Due to shareholders of acquired companies, less current portion	<u>\$ 93,151</u>	<u>\$165,669</u>		

AUD: Australian Dollar CDI: Certificados de Depósitos Interbancários (Brazil)
BRL: Brazilian Real CETES: 28 day Certificados de la Tesorería de la Federación (Mexico)
EUR: European Euro IIBC: Índice de Inflación del Banco Central (Honduras)
HNL: Honduran Lempira IGP-M: General Index of Market Prices (Brazil)
MXN: Mexican Peso
USD: United States Dollar

Veracruz

During the first quarter of 2016, Laureate settled the notes payable with the former owners of Veracruz in the amount of MXN 38,437 (US \$2,054 at date of payment).

Laureate Education, Inc. and Subsidiaries
Notes to Consolidated Financial Statements (Continued)
(Dollars and shares in thousands)

Note 4. Due to Shareholders of Acquired Companies (Continued)

CEDEPE

During the quarter ended September 30, 2016, Laureate settled the remaining liability with the former owners of CEDEPE in the amount of BRL 1,387 (US \$417 at payment date).

IADÉ Group

During the quarter ended September 30, 2016, Laureate made the first payment of EUR 975 (US \$1,095 at date of payment). There are two EUR 1,000 tranches remaining to be paid 36 months and 60 months from the date of acquisition. The remaining balance outstanding relates to a working capital settlement accrued in the year ended December 31, 2015.

Note 5. Business and Geographic Segment Information

Laureate's educational services are offered through four operating segments: LatAm, Europe, AMEA, and GPS. Laureate determines its operating segments based on information utilized by the chief operating decision maker to allocate resources and assess performance.

On May 2, 2016, we announced a change to our operating segments in order to align our structure more geographically. Our institution in Italy, Nuova Accademia di Belle Arti Milano (NABA), including Domus Academy, moved from our GPS segment into our Europe segment. Media Design School (MDS), located in New Zealand, moved from our GPS segment into our AMEA segment. Our GPS segment will now focus on its campus-based institutions in the United States and on Laureate's fully online institutions operating globally. This change has been reflected in the quarterly and year-to-date segment information beginning in the second quarter of 2016, the period in which the change occurred. As required, the 2015 segment information that is presented for comparative purposes has also been revised to reflect this segment change.

The LatAm segment consists of campus-based institutions and has operations in Brazil, Chile, Costa Rica, Honduras, Mexico, Panama and Peru and has contractual relationships with a licensed institution in Ecuador. The institutions provide an education that emphasizes professional-oriented fields of study with undergraduate and graduate degree programs in a wide range of disciplines. The programs at these institutions are mainly campus-based and are primarily focused on local students. In addition, the institutions in our LatAm segment have begun introducing online and hybrid (a combination of online and in-classroom) courses and programs to their curriculum. Brazil and Chile have government-sponsored student financing programs, while in other countries students generally finance their own education.

The Europe segment consists of campus-based institutions with operations in Cyprus, Germany, Italy, Morocco, Portugal, Spain and Turkey. The institutions generate revenues by providing professional-oriented undergraduate and graduate degree programs. Several institutions have begun to introduce online and hybrid programs. Students in the Europe segment generally finance their own education. As discussed in Note 3, Dispositions, in July 2016 we completed the sale of our institutions in France.

The AMEA segment consists of campus-based institutions with operations in Australia, China, India, Malaysia, New Zealand, South Africa and Thailand. AMEA also manages nine licensed

Laureate Education, Inc. and Subsidiaries
Notes to Consolidated Financial Statements (Continued)
(Dollars and shares in thousands)

Note 5. Business and Geographic Segment Information (Continued)

institutions in the Kingdom of Saudi Arabia and manages one additional institution in China through a joint venture arrangement. The institutions generate revenues by providing professional-oriented undergraduate and graduate degree programs. Students in the AMEA segment generally finance their own education.

The GPS segment consists of accredited online institutions, which serve students globally, and campus-based institutions serving students in the United States. The online institutions primarily serve working adults with undergraduate and graduate degree programs. The campus-based institutions primarily serve traditional students seeking undergraduate and graduate degrees. In the United States, students have access to government-supported financing programs. As discussed in Note 3, Dispositions, in June 2016, we completed the sale of several operations in the GPS segment.

Intersegment transactions are accounted for in a similar manner as third party transactions and are eliminated in consolidation. The “Corporate” amounts presented in the following tables includes corporate charges that were not allocated to our reportable segments and adjustments to eliminate intersegment items.

We evaluate segment performance based on Adjusted EBITDA, which is a non-GAAP profit measure defined as Income (loss) from continuing operations before income taxes and equity in net income of affiliates, adding back the following items: Gain on sales of subsidiaries, net, Foreign currency exchange gain (loss), net, Other income, net, Gain (loss) on derivatives, Loss on debt extinguishment, Interest expense, Interest income, Depreciation and amortization expense, Impairment charges on long-lived assets, Share-based compensation expense and, beginning in 2014, expenses related to our Excellence-in-Process (EiP) initiative. EiP is an enterprise-wide initiative to optimize and standardize Laureate’s processes, creating vertical integration of procurement, information technology, finance, accounting and human resources. It includes the establishment of regional shared services organizations around the world, as well as improvements to the Company’s system of internal controls over financial reporting.

When we review Adjusted EBITDA on a segment basis, we exclude intercompany revenues and expenses, related to network fees and royalties between our segments, that eliminate in consolidation. We use total assets as the measure of assets for reportable segments.

Laureate Education, Inc. and Subsidiaries
Notes to Consolidated Financial Statements (Continued)
(Dollars and shares in thousands)

Note 5. Business and Geographic Segment Information (Continued)

The following tables provide financial information for our reportable segments, including a reconciliation of Adjusted EBITDA to Income (loss) from continuing operations before income taxes and equity in net income of affiliates, as reported in the Consolidated Statements of Operations:

	For the nine months ended September 30,	
	2016	2015
Revenues		
LatAm	\$1,738,315	\$1,775,287
Europe	331,754	321,081
AMEA	309,874	312,928
GPS	697,872	737,914
Corporate	(9,516)	(6,054)
Revenues	<u>\$3,068,299</u>	<u>\$3,141,156</u>
Adjusted EBITDA of reportable segments		
LatAm	\$ 329,440	\$ 323,143
Europe	25,735	23,630
AMEA	36,346	37,823
GPS	189,496	175,150
Total Adjusted EBITDA of reportable segments	581,017	559,746
Reconciling items:		
Corporate	(100,255)	(83,881)
Depreciation and amortization expense	(202,735)	(209,390)
Loss on impairment of assets	—	—
Share-based compensation expense	(28,939)	(27,222)
EiP expenses	(37,175)	(27,227)
Operating income	211,913	212,026
Interest income	13,305	9,924
Interest expense	(314,383)	(300,145)
Loss on debt extinguishment	(17,363)	(1,263)
Gain (loss) on derivatives	(8,235)	(2,618)
Other income (loss), net	(964)	1,268
Foreign currency exchange gain (loss), net	80,263	(139,416)
Gain on sales of subsidiaries, net	398,412	—
Income (loss) from continuing operations before income taxes and equity in net income of affiliates	<u>\$ 362,948</u>	<u>\$ (220,224)</u>

Laureate Education, Inc. and Subsidiaries
Notes to Consolidated Financial Statements (Continued)
(Dollars and shares in thousands)

Note 5. Business and Geographic Segment Information (Continued)

	<u>September 30, 2016</u>	<u>December 31, 2015</u>
Assets		
LatAm	\$4,239,442	\$3,823,859
Europe	626,836	690,514
AMEA	861,963	782,613
GPS	1,405,166	1,768,009
Corporate	375,050	374,121
Total assets	<u>\$7,508,457</u>	<u>\$7,439,116</u>

Note 6. Goodwill

The change in the net carrying amount of Goodwill from December 31, 2015 through September 30, 2016 was composed of the following items:

	<u>LatAm</u>	<u>Europe</u>	<u>AMEA</u>	<u>GPS</u>	<u>Total</u>
Goodwill	\$1,319,757	\$ 99,396	\$166,910	\$ 666,264	\$2,252,327
Accumulated impairment loss	(77,094)	—	(39,676)	(19,660)	(136,430)
Balance at December 31, 2015	1,242,663	99,396	127,234	646,604	2,115,897
Acquisitions	—	—	—	—	—
Dispositions	—	(26,312)	—	(121,952)	(148,264)
Re-allocation of goodwill for segment change	—	5,517	2,715	(8,232)	—
Impairments	—	—	—	—	—
Currency translation adjustments	31,205	1,335	7,219	1,886	41,645
Adjustments to prior acquisitions	—	—	—	—	—
Balance at September 30, 2016	<u>\$1,273,868</u>	<u>\$ 79,936</u>	<u>\$137,168</u>	<u>\$ 518,306</u>	<u>\$2,009,278</u>

As discussed in Note 5, Business and Geographic Segment Information, the Company announced a change in its operating segments in the second quarter of 2016. Accordingly, goodwill was re-allocated among the operating segments based on the relative fair value of the affected reporting units at the time of the segment change.

Laureate Education, Inc. and Subsidiaries
Notes to Consolidated Financial Statements (Continued)
(Dollars and shares in thousands)

Note 7. Debt

Outstanding long-term debt was as follows:

	<u>September 30, 2016</u>	<u>December 31, 2015</u>
Senior long-term debt:		
Senior Secured Credit Facility (stated maturity dates June 2018, June 2019 and March 2021), net of discount	\$1,661,673	\$2,084,093
Senior Notes due 2019 (stated maturity date September 2019), net of discount	1,376,757	1,436,214
Total senior long-term debt	3,038,430	3,520,307
Other debt:		
Lines of credit	64,724	74,335
Notes payable and other debt	706,584	738,684
Total senior and other debt	3,809,738	4,333,326
Capital lease obligations and sale-leaseback financings	259,669	247,256
Total long-term debt	4,069,407	4,580,582
Less: total unamortized deferred financing costs	47,894	69,294
Less: current portion of long-term debt	168,689	192,354
Long-term debt, less current portion	<u>\$3,852,824</u>	<u>\$4,318,934</u>

On January 1, 2016, Laureate adopted ASU 2015-03, which simplified the presentation of debt issuance costs by requiring debt issuance costs to be presented as a deduction from the corresponding debt liability. This makes the presentation of debt issuance costs consistent with the presentation of debt discounts or premiums. The recognition and measurement guidance for debt issuance costs is not affected, therefore these costs will continue to be amortized as interest expense. At adoption, the new guidance was applied retrospectively to all prior periods presented. The impact to our December 31, 2015 Consolidated Balance Sheet was a reduction to Deferred costs, net and Long-term debt of \$69,294.

As described further in Note 19, Subsequent Events, on December 4, 2016, we signed a subscription agreement with investors under which we agreed to issue and sell an aggregate of 400 shares of a new series of our convertible redeemable preferred stock in a private offering for total net proceeds of approximately \$383,000.

Estimated Fair Value of Debt

The estimated fair value of our debt was determined using observable market prices, as the majority of our securities, including the Senior Secured Credit Facility and the Senior Notes due 2019, are traded in a brokered market. The fair value of our remaining debt instruments approximates carrying value based on their terms. As of September 30, 2016 and December 31, 2015, our long-term

Laureate Education, Inc. and Subsidiaries
Notes to Consolidated Financial Statements (Continued)
(Dollars and shares in thousands)

Note 7. Debt (Continued)

debt was classified as Level 2 within the fair value hierarchy, based on the frequency and volume of trading in the brokered market. The estimated fair value of our debt was as follows:

	September 30, 2016		December 31, 2015	
	Carrying amount	Estimated fair value	Carrying amount	Estimated fair value
Total senior and other debt	\$3,809,738	\$3,727,216	\$4,333,326	\$3,482,417

Senior Notes due 2019—Note Exchange Transaction

On April 15, 2016, Laureate entered into separate, privately negotiated note exchange agreements (the Note Exchange Agreements) with certain existing holders (the Existing Holders) of our outstanding 9.250% Senior Notes due 2019 (the Senior Notes) pursuant to which we will exchange \$250,000 in aggregate principal amount of Senior Notes for shares of Company common stock. We expect the exchange to be completed within one year after the consummation of an initial public offering of our common stock that generates gross proceeds of at least \$400,000 or 10% of the equity value of the Company (a Qualified Public Offering). The number of shares of common stock issuable will equal 104.625% of the aggregate principal amount of Senior Notes to be exchanged, or 261,600, divided by the initial public offering price per share of common stock in the Qualified Public Offering, and the shares shall be identical to the shares issued to unaffiliated investors in the Qualified Public Offering. Following the Qualified Public Offering, but prior to the exchange, the Senior Notes subject to the exchange will continue to receive interest at the same rate as the Senior Notes that are not subject to the exchange.

Pursuant to the Note Exchange Agreements, on June 15, 2016, Laureate also repurchased from the Existing Holders \$62,500 aggregate principal amount of Senior Notes at par value, plus accrued and unpaid interest and special interest. In connection with this repayment we recorded a Loss on debt extinguishment of \$1,681 during the second quarter related to the write off of unamortized deferred financing costs and discount. Within 60 days after the consummation of a Qualified Public Offering, at the option of the Existing Holders or their transferees, we will repurchase up to an additional \$62,500 aggregate principal amount of Senior Notes at the redemption price set forth in Section 3.07 of the indenture governing the Senior Notes that is applicable as of the date of pricing of the Qualified Public Offering, plus accrued and unpaid interest and special interest (the Subsequent Repurchase).

The Note Exchange Agreements will terminate if a Qualified Public Offering is not consummated on or before August 15, 2017, and the exchange of \$250,000 in aggregate principal amount of Senior Notes for shares of common stock and the Subsequent Repurchase will not occur. Upon consummation of all of the transactions described above, we will retire up to \$375,000 in aggregate principal amount of Senior Notes. The Note Exchange Agreements were accounted for as a debt modification.

Senior Secured Credit Facility—Amendments to Credit Agreement

On June 3, 2016, we entered into an amendment (the Fifth Amendment) to our amended and restated Senior Secured Credit Facility agreement (the Amended and Restated Credit Agreement) in order to, among other things, extend maturity dates on approximately \$1,526,000 of the approximately

Laureate Education, Inc. and Subsidiaries
Notes to Consolidated Financial Statements (Continued)
(Dollars and shares in thousands)

Note 7. Debt (Continued)

\$1,810,100 of outstanding term loans from June 2018 to March 17, 2021. Effectiveness of the Fifth Amendment was subject to the satisfaction of certain conditions including, (i) the closing of the sale of the Glion and Les Roches hospitality management schools and our operations in France, (ii) the prepayment of \$300,000 to the holders of the term loans who have agreed to extend their maturity, and (iii) the further amendment of the Amended and Restated Credit Agreement pursuant to which certain of the lenders thereunder holding revolving credit commitments would have agreed to extend the maturity date of the revolving line of credit facility to a date on or after March 8, 2019. These conditions have been satisfied and the Fifth Amendment became effective on July 29, 2016. In connection with this amendment we recorded a Loss on debt extinguishment of \$15,682 during the third quarter related to the write off of unamortized deferred financing costs.

The approximately \$1,226,000 of remaining term loans with a maturity date of March 17, 2021 will be referred to as the 2021 Extended Term Loan, and the approximately \$284,100 of term loans with a maturity date of June 2018 will continue to be referred to as the 2018 Extended Term Loan. The 2021 Extended Term Loan has an initial interest rate equal to LIBOR + 7.50%, or if borrowed as ABR loans, ABR + 6.50%. The margins shall be increased by 0.50% each quarter, commencing with the fiscal quarter ending September 30, 2016; provided that in no event shall the LIBOR margin exceed 8.50% or the ABR margin exceed 7.50%. Upon the consummation of a qualified equity offering or a qualified public offering or a combination thereof, the LIBOR margin will be immediately reduced to 7.50% and the ABR margin will be immediately reduced to 6.50%. There will be no floor on LIBOR or ABR (other than the Federal Funds Rate may not be less than zero) for the 2021 Extended Term Loan. As of September 30, 2016, for the 2021 Extended Term Loan, the margin for LIBOR loans was 8.00% and the margin for ABR loans was 7.00%.

The Fifth Amendment also provides that if a qualified equity offering or a qualified public offering or combination thereof, of the Company does not occur on or before August 15, 2017, the Company will be required to make, on August 16, 2017, an additional scheduled payment of principal on the 2021 Extended Term Loan in the amount of \$62,500.

On July 7, 2016, we executed an amendment (the Sixth Amendment) to the Amended and Restated Credit Agreement with our revolving credit lenders to, among other things, extend the maturity date of the revolving line of credit facility to June 7, 2019, subject to the closing of the Fifth Amendment and other conditions needing to be satisfied. The Sixth Amendment also reduced the borrowing capacity of the revolving line of credit facility from \$350,000 to \$325,000. The conditions for the effectiveness of the Sixth Amendment were satisfied and the Sixth Amendment became effective on July 29, 2016. The revolving line of credit facility has an initial interest rate equal the same rate that was in effect at June 30, 2016, LIBOR + 3.75%, or if borrowed as ABR loans, ABR + 2.75%. The margins shall be increased by 0.50% each quarter, commencing with the fiscal quarter ending September 30, 2016; provided that in no event shall the LIBOR margin exceed 4.75% or the ABR margin exceed 3.75%. Upon the consummation of a qualified equity offering or a qualified public offering or combination thereof, the LIBOR margin will be immediately reduced to 3.75% and the ABR margin will be immediately reduced to 2.75%. As of September 30, 2016, the LIBOR margin is 4.25% and the ABR margin is 3.25%.

Laureate Education, Inc. and Subsidiaries
Notes to Consolidated Financial Statements (Continued)
(Dollars and shares in thousands)

Note 7. Debt (Continued)

Conditions for Accelerated Maturity of 2021 Extended Term Loan

If on the date that is 91 days prior to September 1, 2019 more than \$250,000 of the principal amount of the Senior Notes is outstanding, then the 2021 Extended Term Loan maturity date shall be the date that is 91 days prior to September 1, 2019.

Conditions for Accelerated Maturity of Revolving Line of Credit Facility

As described above, the lenders have agreed to extend the maturity date of the revolving line of credit facility to June 7, 2019; provided, however, that if on the date that is 91 days prior to September 1, 2019 more than \$250,000 of the principal amount of the Senior Notes is outstanding, then the maturity date of the revolving line of credit facility shall be the date that is 91 days prior to September 1, 2019. Further, if on the date that is 91 days prior to the maturity date of the 2018 Extended Term Loan more than \$250,000 of the principal amount of the 2018 Extended Term Loan is outstanding, then the maturity date of the revolving line of credit facility shall be the date that is 91 days prior to the 2018 Extended Term Loan maturity date.

Registration of Senior Notes

Laureate and its guarantors agreed to (1) file a registration statement with the SEC with respect to a registered offer to exchange the Senior Notes for new notes having terms substantially identical in all material respects to the outstanding notes (except that the new notes will not contain transfer restrictions or provide for special interest); or (2) file a shelf registration for the resale of the notes. We were required to use all commercially reasonable efforts to cause the registration statement to be declared effective on or before July 25, 2014. Since the registration statement was not declared effective by July 25, 2014, we have incurred special interest at a rate equal to 0.25% per annum for the first 90-day period of the outstanding indenture indebtedness on the outstanding notes, 0.50% per annum for the next 90-day period, and 0.75% thereafter, as liquidated damages until the registration statement is declared effective and the exchange offer is completed.

The requirement to register the Senior Notes qualifies as a “registration payment arrangement” under ASC 825-20, “Financial Instruments—Registration Payment Arrangements.” ASC 825-20 requires us to record a liability if we determine that it is probable that consideration, such as special interest, will be paid to the counterparty under the registration payment arrangement, and if that consideration can be reasonably estimated. Accordingly, we have recorded a liability for the amount of special interest on the Senior Notes that we have determined to be probable and estimable based on our expected timing of registration as of each balance sheet date. As of September 30, 2016 and December 31, 2015, we had a total contingent liability for special interest on the Senior Notes of approximately \$7,000 and \$8,100, respectively, recorded in Accrued expenses in our Consolidated Balance Sheets, through a corresponding adjustment to Interest expense in our Consolidated Statement of Operations.

Certain Covenants

Our senior long-term debt contains certain negative covenants including, among others: (1) limitations on additional indebtedness; (2) limitations on dividends; (3) limitations on asset sales,

Laureate Education, Inc. and Subsidiaries
Notes to Consolidated Financial Statements (Continued)
(Dollars and shares in thousands)

Note 7. Debt (Continued)

including the sale of ownership interests in subsidiaries and sale-leaseback transactions; and (4) limitations on liens, guarantees, loans or investments. In connection with the extension of our revolving line of credit facility in July 2015, we are now subject to a Consolidated Senior Secured Debt to Consolidated EBITDA financial maintenance covenant, as defined in the Amended and Restated Credit Agreement, beginning in the third quarter of 2015. The maximum ratio, as defined, is 5.30x, 4.50x and 3.50x at December 31, 2015, 2016 and 2017, respectively. The ratios as of September 30, 2016 and December 31, 2015 were 3.44x and 3.91x, respectively. In addition, notes payable at some of our locations contain financial maintenance covenants. We are in compliance with our debt covenants and expect to be in compliance for the next 12 months.

Other Debt

Notes Payable

On May 12, 2016, two of UVM Mexico's outstanding loans that originated in 2007 and 2012 and were both scheduled to mature in May 2021 were refinanced and combined into one loan. The maturity date of the combined loan was extended to May 15, 2023. Principal repayments were suspended until May 15, 2018. The new refinanced loan carries a variable interest rate based on the 28-day Mexican Interbanking Offer Rate (TIIE), plus the applicable margin. The applicable margin for the interest calculation is established based on the ratio of debt to EBITDA, as defined in the agreement. Interest is paid monthly commencing on May 15, 2016. The outstanding balance of the loan on May 12, 2016 was MXN 2,224,600 (US \$120,527 at that date). As of September 30, 2016, the interest rate on the loan was 7.71% and the outstanding balance on the loan was \$114,081. As of December 31, 2015, the combined outstanding balance on these loans was approximately \$128,800.

On December 20, 2013, Laureate acquired THINK and financed a portion of the purchase price by borrowing AUD 45,000 (US \$34,524 at September 30, 2016) under a syndicated facility agreement in the form of two term loans of AUD 22,500 each. The syndicated facility agreement also provided for additional borrowings of up to AUD 20,000 (US \$15,344 at September 30, 2016) under a capital expenditure facility and a working capital facility. The first term loan (Facility A) had a term of five years and principal was payable in quarterly installments of AUD 1,125 (US \$863 at September 30, 2016) beginning on March 31, 2014. The second term loan (Facility B) had a term of five years and the total principal balance of AUD 22,500 was payable at its maturity date of December 20, 2018. In June 2016, these loan facilities were amended and restated. As a result of this amendment and a repayment of AUD 11,000 (approximately \$8,100 at the date of payment), Facility A has been amended to be a term loan of AUD 10,000 (\$7,672 at September 30, 2016), and principal is repayable in quarterly installments of AUD 833 (\$639 at September 30, 2016) beginning on September 30, 2016. Facility A bears interest at a variable rate plus a margin of 2.50%, and the final balance is payable at its maturity date of December 20, 2018. Facility B has been amended to be a revolving facility of up to AUD 15,000 (\$11,508 at September 30, 2016) and any balance outstanding is repayable at its maturity date of December 20, 2018. Facility B bears interest at a variable rate plus a margin of 2.75%. The capital expenditure facility and working capital facility now provide for total additional borrowings of up to AUD 15,000 (US \$11,508 at September 30, 2016). As of September 30, 2016 and December 31, 2015, \$14,705 and \$25,696, respectively, of total borrowings were outstanding under these loan facilities.

In the second quarter of 2016, the Company borrowed Peruvian Nuevo Sols (PEN) 54,000 (approximately US \$16,000 at that time) to finance the construction of a new campus at one of our institutions in Peru, Universidad Privada del Norte (UPN). This loan has a fixed interest rate of 8.70% and matures in 2024. As of September 30, 2016, this loan has a balance of \$15,989.

Laureate Education, Inc. and Subsidiaries
Notes to Consolidated Financial Statements (Continued)
(Dollars and shares in thousands)

Note 8. Commitments and Contingencies

Noncontrolling Interest Holder Put Arrangements and Company Call Arrangements

The following section provides a summary table and description of the various noncontrolling interest holder put arrangements that Laureate had outstanding as of September 30, 2016. Laureate has elected to accrete changes in the arrangements' redemption values over the period from the date of issuance to the earliest redemption date. The redeemable noncontrolling interests are recorded at the greater of the accreted redemption value or the traditional noncontrolling interest. Until the first exercise date, the put instruments' reported values may be lower than the final amounts that will be required to settle the minority put arrangements. As of September 30, 2016, the carrying value of all noncontrolling interest holder put arrangements was \$12,969, which includes accreted incremental value of \$8,668 in excess of traditional noncontrolling interests.

If the minority put arrangements were all exercisable at September 30, 2016, Laureate would be obligated to pay the noncontrolling interest holders an estimated amount of \$13,572, as summarized in the following table:

	Nominal Currency	First Exercisable Date	Estimated Value as of September 30, 2016 redeemable within 12-months:	Reported Value
Noncontrolling interest holder put arrangements				
INTI Education Holdings Sdn Bhd (INTI)—10%	MYR	Current	\$ 6,856	\$ 6,856
Pearl Retail Solutions Private Limited and Creative Arts Education Society (Pearl)—45%	INR	6/30/2017	6,658	6,055
Stamford International University (STIU)—Puttable preferred stock of TEDCO	THB	Current	<u>58</u>	<u>58</u>
Total noncontrolling interest holder put arrangements . .			13,572	12,969
Puttable common stock—currently redeemable	USD	Current	6	6
Puttable common stock—not currently redeemable	USD	*	<u>—</u>	<u>8,390</u>
Total redeemable noncontrolling interests and equity . . .			<u>\$13,578</u>	<u>\$21,365</u>

* Contingently redeemable

MYR: Malaysian Ringgit

INR: Indian Rupee

THB: Thai Baht

Laureate's noncontrolling interest put arrangements are specified in agreements with each noncontrolling interest holder. The terms of these agreements determine the measurement of the redemption value of the put options based on a non-GAAP measure of earnings before interest, taxes, depreciation and amortization (EBITDA, or recurring EBITDA), the definition of which varies for each particular contract.

Commitments and contingencies are generally denominated in foreign currencies.

Laureate Education, Inc. and Subsidiaries
Notes to Consolidated Financial Statements (Continued)
(Dollars and shares in thousands)

Note 8. Commitments and Contingencies (Continued)

Pearl

As part of the acquisition of Pearl, the minority owners have a put option to require Laureate to purchase the remaining 45% noncontrolling interest, and Laureate has a call option to require the minority owners to sell to Laureate up to 35% of the total equity of Pearl that is still owned by the noncontrolling interest holders (i.e. approximately 78% of the remaining 45% noncontrolling interest). The put option was previously exercisable beginning in 2015 and the call option was previously exercisable beginning in 2016. However, on March 29, 2016, Laureate and the minority owners amended the put and call option agreements.

As part of this amendment, Laureate and the minority owners agreed to not exercise their put or call options anytime prior to the date that Pearl's audited statutory financial statements for the fiscal year ending March 31, 2017 are presented to Pearl's board, which is estimated to be approximately June 30, 2017. The put option is then initially exercisable for a period of 15 days.

The amended put option allows the minority owners to sell a portion or all of their 45% equity interest. If the minority owners sell more than a 35% equity interest during this initial exercise period, the put option price is equal to 6.5 times EBITDA for the first 35%, and 6.0 times EBITDA for the remaining percentage up to 10%, less long-term liabilities and plus net current assets for the immediately preceding fiscal year ending on March 31, multiplied by the minority interest percentage being acquired. Prior to this change, the EBITDA multiple was 6.0 times EBITDA for the entire 45% equity interest.

The amended call option allows the Company to acquire up to 35% of the equity interest from the minority owners at the same purchase price as that of the minority owners' put option for the first 35% equity interest. The exercise period of the call option starts from the date on which Pearl's audited statutory financial statements for the fiscal year ending March 31, 2017 are presented to Pearl's board, and ends 15 days from the date on which Pearl's audited statutory financial statements for the fiscal year ending March 31, 2018 are presented to Pearl's board.

In the event any equity shares continue to be held by the minority owners after the exercise of above put and call options, the minority owners have a second put option to sell to Laureate their remaining equity interest, up to 10%, at a price of 6.5 times EBITDA less long-term liabilities and plus net current assets for the calendar year ending December 31, 2020, multiplied by the minority interest percentage being acquired. The exercise period for the second put option starts from the date on which Pearl's audited statutory financial statements for the calendar year ending December 31, 2020 are presented to Pearl's board, and ends 15 days from the date on which Pearl's audited statutory financial statements for the calendar year ending December 31, 2021 are presented to Pearl's board.

After all of the above, in the event any equity shares continue to be held by the minority owners, Laureate then has a call option to purchase all of the remaining shares held by the minority owners at a price of 6.5 times EBITDA, less long-term liabilities and plus net current assets for the immediately preceding calendar year ending on December 31, 2022, multiplied by the noncontrolling interest percentage being sold. The call option exercise period is 15 days from the date Pearl's audited statutory financial statements for the calendar year ending on December 31, 2022 are presented to Pearl's board.

Laureate Education, Inc. and Subsidiaries
Notes to Consolidated Financial Statements (Continued)
(Dollars and shares in thousands)

Note 8. Commitments and Contingencies (Continued)

In any event, the put option and call option prices are subject to a floor and a ceiling, as prescribed in the agreement. The put floor and ceiling are applicable through 2017, and the call floor and ceiling are applicable through 2018.

St. Augustine

On March 24, 2016, the noncontrolling interest holders of St. Augustine notified Laureate of their election to exercise their put option, which required Laureate to purchase the remaining noncontrolling interest of 20%. Accordingly, this noncontrolling interest became a mandatorily redeemable financial instrument on the put option exercise date and was recognized as a liability at its estimated redemption value in accordance with ASC 480, "Distinguishing Liabilities from Equity." Under the terms of the agreement, the put option purchase price is based on 7.0 times Adjusted EBITDA of St. Augustine, as defined in the agreement, for the twelve months ended as of the last day of the fiscal quarter most recently ended prior to the date on which notice of exercise is given; multiplied by the percentage interest being acquired. In June 2016, we acquired the remaining 20% noncontrolling interest in St. Augustine for a purchase price of \$24,997. This payment was included in Payments to purchase noncontrolling interests in the Consolidated Statement of Cash Flows.

Uni IBMR

In 2015, we entered into a commitment to purchase the remaining 10% minority interest in Uni IBMR for a purchase price of BRL 2,500. The agreement closed on March 10, 2016 and we paid BRL 2,500 (US \$668 at the payment date), which was included in Payments to purchase noncontrolling interests in the Consolidated Statement of Cash Flows. Additional purchase price could be paid post closing if certain contingent sale conditions are met.

Other Loss Contingencies

Laureate is subject to legal actions arising in the ordinary course of its business. In management's opinion, we have adequate legal defenses, insurance coverage and/or accrued liabilities with respect to the eventuality of such actions. We do not believe that any settlement would have a material impact on our Consolidated Financial Statements. Refer to Note 16, Legal and Regulatory Matters, for a discussion of certain matters.

Contingent Liabilities for Taxes

As of September 30, 2016 and December 31, 2015, Laureate has recorded cumulative liabilities totaling \$70,303 and \$73,775, respectively, for taxes other-than-income tax, principally payroll-tax-related uncertainties due to acquisitions of companies primarily in Latin America. The changes in this recorded liability are related to new acquisitions, interest and penalty accruals, changes in tax laws, expirations of statutes of limitations, settlements and changes in foreign currency exchange rates. The terms of the statutes of limitations on these contingencies vary but can be up to 10 years. This liability is included in Other long-term liabilities on the Consolidated Balance Sheets. We have also recorded current liabilities for taxes other-than-income tax of \$1,379 and \$4,217, respectively, as of September 30, 2016 and December 31, 2015, in Other current liabilities on the Consolidated Balance

Laureate Education, Inc. and Subsidiaries
Notes to Consolidated Financial Statements (Continued)
(Dollars and shares in thousands)

Note 8. Commitments and Contingencies (Continued)

Sheets. The recorded value of contingent liabilities is reduced when they are extinguished or the related statutes of limitations expire.

Other Loss Contingencies

Laureate has accrued liabilities for certain civil actions against our institutions that existed prior to our acquisition of these entities. As of September 30, 2016 and December 31, 2015, approximately \$19,000 and \$14,000, respectively, of pre-acquisition loss contingencies were included in Other long-term liabilities and Other current liabilities on the Consolidated Balance Sheets. Laureate intends to vigorously defend against these lawsuits.

Material Guarantees—Student Financing

Chile

The accredited Chilean institutions in the Laureate network also participate in a government-sponsored student financing program known as Crédito con Aval del Estado (the CAE Program). The CAE Program was formally implemented by the Chilean government in 2006 to promote higher education in Chile for lower socio-economic level students in good academic standing. The CAE Program involves tuition financing and guarantees that are provided by our institutions and the government. As part of the CAE Program, these institutions provide guarantees which result in contingent liabilities to third-party financing institutions, beginning at 90% of the tuition loans made directly to qualified students enrolled through the CAE Program and declining to 60% over time. The guarantees by these institutions are in effect during the period in which the student is enrolled, and the guarantees are assumed entirely by the government upon the student's graduation. When a student leaves one of Laureate's institutions and enrolls in another CAE-qualified institution, the Laureate institution will remain guarantor of the tuition loans that have been granted up to the date of transfer, and until the student's graduation from a CAE-qualified institution. The maximum potential amount of payments our institutions could be required to make under the CAE Program was approximately \$484,000 and \$428,000 at September 30, 2016 and December 31, 2015, respectively. This maximum potential amount assumes that all students in the CAE Program do not graduate, so that our guarantee would not be assigned to the government, and that all students default on the full amount of the CAE-qualified loan balances. As of September 30, 2016 and December 31, 2015, we recorded \$23,721 and \$18,829, respectively, as estimated long-term guarantee liabilities for these obligations.

On October 4, 2012, the Chilean Congress approved Law No. 20.634 which amended Law No. 20.027, introducing an interest rate reduction from 6% to 2% on CAE loans. Current students could benefit from the reduction starting in March 2013 if they were current on their payments. The Law also provides that CAE loans cannot exceed the reference price established by the government for the program in which the student is enrolled, that the student begins to make payments 18 months after graduation, and that monthly payments may not exceed 10% of the participant's income if requested by the student. The prior government in Chile had proposed other changes to the student loan program; however, in the second quarter of 2014 the new government that was inaugurated on March 11, 2014 announced the withdrawal of all of the prior administration's higher education proposals and its intent to submit new bills to the Chilean Congress. We cannot predict the extent or

Laureate Education, Inc. and Subsidiaries
Notes to Consolidated Financial Statements (Continued)
(Dollars and shares in thousands)

Note 8. Commitments and Contingencies (Continued)

outcome of any changes to the student loan system that may be implemented in Chile or whether any such changes may have a material impact on our Consolidated Financial Statements.

Material Guarantees—Other

In conjunction with the purchase of UNP, Laureate pledged all of the acquired shares as a guarantee of our payments of rents as they become due. In the event that we default on any payment, the pledge agreement provides for a forfeiture of the relevant pledged shares. In the event of forfeiture, Laureate may be required to transfer the books and management of UNP to the former owners.

Laureate acquired the remaining 49% ownership interest in UAM Brazil in April 2013. As part of the agreement to purchase the 49% ownership interest, Laureate pledged 49% of its total shares in UAM Brazil as a guarantee of our payment obligations under the purchase agreement. In the event that we default on any payment, the agreement provides for a forfeiture of the pledged shares.

In connection with the purchase of FMU on September 12, 2014, Laureate pledged 75% of the acquired shares to third-party lenders as a guarantee of our payment obligations under the loans that financed a portion of the purchase price. Laureate pledged the remaining 25% of the acquired shares to the sellers as a guarantee of our payment obligations under the purchase agreement for the seller notes. In the event that we default on any payment of the loans or seller notes, the purchase agreement provides for a forfeiture of the relevant pledged shares. Upon maturity and payment of the seller notes in September 2017, the shares pledged to the sellers will be pledged to the third-party lenders until full payment of the loans, which mature in April 2021.

Standby Letters of Credit

As of September 30, 2016 and December 31, 2015, Laureate had outstanding letters of credit (LOCs) of \$129,696 and \$126,677, respectively, which primarily consisted of the items discussed below.

As of September 30, 2016 and December 31, 2015, we had \$90,509 and \$86,599, respectively, posted as LOCs in favor of the United States Department of Education (DOE). These LOCs were required to allow Walden, Kendall, NewSchool, and St. Augustine to continue participating in the DOE Title IV program. These LOCs are fully collateralized with cash equivalents and certificates of deposit, which are classified as Restricted cash and investments on our September 30, 2016 Consolidated Balance Sheet.

As of September 30, 2016 and December 31, 2015, we had \$37,309 and \$36,527, respectively, posted as cash-collateralized LOCs related to the Spain Tax Audits. The cash collateral for these LOCs was classified as Restricted cash and investments on our September 30, 2016 Consolidated Balance Sheet.

Surety Bonds and Other Commitments

As part of our normal operations, our insurers issue surety bonds on our behalf, as required by various state education authorities in the United States. We are obligated to reimburse our insurers for any payments made by the insurers under the surety bonds. As of September 30, 2016 and

Laureate Education, Inc. and Subsidiaries
Notes to Consolidated Financial Statements (Continued)
(Dollars and shares in thousands)

Note 8. Commitments and Contingencies (Continued)

December 31, 2015, the total face amount of these surety bonds was \$12,569 and \$3,366, respectively. These bonds are fully collateralized with cash, which is classified as Restricted cash and investments on our September 30, 2016 Consolidated Balance Sheet.

Note 9. Financing Receivables

Laureate’s financing receivables consist primarily of trade receivables related to student tuition financing programs with an initial term in excess of one year. We have offered long-term financing through the execution of note receivable agreements with students at some of our institutions. Our disclosures include financing receivables that are classified in our Consolidated Balance Sheets as both current and long-term, reported in accordance with ASC 310, “Receivables.”

Laureate’s financing receivables balances were as follows:

	September 30, 2016	December 31, 2015
Financing receivables	\$37,667	\$ 32,802
Allowance for doubtful accounts	<u>(9,254)</u>	<u>(10,576)</u>
Financing receivables, net of allowances	<u>\$28,413</u>	<u>\$ 22,226</u>

We do not purchase financing receivables in the ordinary course of our business. We may sell certain receivables that are significantly past due. No material amounts of financing receivables were sold during the periods reported herein.

Delinquency is the primary indicator of credit quality for our financing receivables. Receivable balances are considered delinquent when contractual payments on the loan become past due. Delinquent financing receivables are placed on non-accrual status for interest income. The accrual of interest is resumed when the financing receivable becomes contractually current and when collection of all remaining amounts due is reasonably assured. We record an Allowance for doubtful accounts to reduce our financing receivables to their net realizable value. The Allowance for doubtful accounts is based on the age of the receivables, the status of past-due amounts, historical collection trends, current economic conditions, and student enrollment status. Each of our institutions evaluates its balances for potential impairment. We consider impaired loans to be those that are past due one year or greater,

Laureate Education, Inc. and Subsidiaries
Notes to Consolidated Financial Statements (Continued)
(Dollars and shares in thousands)

Note 9. Financing Receivables (Continued)

and those that are modified as a troubled debt restructuring (TDR). The aging of financing receivables grouped by country portfolio was as follows:

	<u>Chile</u>	<u>Other</u>	<u>Total</u>
As of September 30, 2016			
Amounts past due less than one year	\$10,489	\$1,031	\$11,520
Amounts past due one year or greater	<u>4,570</u>	<u>642</u>	<u>5,212</u>
Total past due (on non-accrual status)	15,059	1,673	16,732
Not past due	<u>16,214</u>	<u>4,721</u>	<u>20,935</u>
Total financing receivables	<u>\$31,273</u>	<u>\$6,394</u>	<u>\$37,667</u>
As of December 31, 2015			
Amounts past due less than one year	\$10,404	\$1,166	\$11,570
Amounts past due one year or greater	<u>4,048</u>	<u>606</u>	<u>4,654</u>
Total past due (on non-accrual status)	14,452	1,772	16,224
Not past due	<u>11,159</u>	<u>5,419</u>	<u>16,578</u>
Total financing receivables	<u>\$25,611</u>	<u>\$7,191</u>	<u>\$32,802</u>

The following is a rollforward of the Allowance for doubtful accounts related to financing receivables for the nine months ended September 30, 2016 and 2015, grouped by country portfolio:

	<u>Chile</u>	<u>Other</u>	<u>Total</u>
Balance at December 31, 2015	\$ (7,240)	\$(3,336)	\$(10,576)
Charge-offs	3,525	104	3,629
Recoveries	—	(46)	(46)
Reclassifications	—	—	—
Provision	(2,152)	181	(1,971)
Currency adjustments	<u>(387)</u>	<u>97</u>	<u>(290)</u>
Balance at September 30, 2016	\$ (6,254)	\$(3,000)	\$(9,254)
Balance at December 31, 2014	\$(11,063)	\$(4,177)	\$(15,240)
Charge-offs	2,977	333	3,310
Recoveries	(21)	(25)	(46)
Reclassifications	—	—	—
Provision	(714)	228	(486)
Currency adjustments	<u>1,309</u>	<u>234</u>	<u>1,543</u>
Balance at September 30, 2015	\$ (7,512)	\$(3,407)	\$(10,919)

Restructured Receivables

A TDR is a financing receivable in which the borrower is experiencing financial difficulty and Laureate has granted an economic concession to the student debtor that we would not otherwise consider. When we modify financing receivables in a TDR, Laureate typically offers the student debtor

Laureate Education, Inc. and Subsidiaries
Notes to Consolidated Financial Statements (Continued)
(Dollars and shares in thousands)

Note 9. Financing Receivables (Continued)

an extension of the loan maturity and/or a reduction in the accrued interest balance. In certain situations, we may offer to restructure a financing receivable in a manner that ultimately results in the forgiveness of contractually specified principal balances. Our only TDRs are in Chile.

The number of financing receivable accounts and the pre- and post-modification account balances modified under the terms of a TDR during the nine months ended September 30, 2016 and 2015 were as follows:

	<u>Number of Financing Receivable Accounts</u>	<u>Pre-Modification Balance Outstanding</u>	<u>Post-Modification Balance Outstanding</u>
2016	559	\$8,615	\$5,986
2015	880	\$3,943	\$3,625

The preceding table represents accounts modified under the terms of a TDR during the nine months ended September 30, 2016, whereas the following table represents accounts modified as a TDR between January 1, 2015 and September 30, 2016 that subsequently defaulted during the nine months ended September 30, 2016:

	<u>Number of Financing Receivable Accounts</u>	<u>Balance at Default</u>
Total	355	\$1,089

The following table represents accounts modified as a TDR between January 1, 2014 and September 30, 2015 that subsequently defaulted during the nine months ended September 30, 2015:

	<u>Number of Financing Receivable Accounts</u>	<u>Balance at Default</u>
Total	535	\$2,346

Note 10. Share-based Compensation

Share-based compensation expense was as follows:

	<u>For the nine months ended September 30,</u>	
	<u>2016</u>	<u>2015</u>
Stock options, net of estimated forfeitures	\$21,527	\$16,719
Restricted stock awards	6,897	6,811
Total non-cash stock compensation	28,424	23,530
Deferred compensation arrangement	515	3,692
Total	<u>\$28,939</u>	<u>\$27,222</u>

Share-based Deferred Compensation Arrangement

For the nine months ended September 30, 2016 and 2015, Laureate recorded share-based compensation expense for the deferred compensation arrangement of \$515 and \$3,692, respectively. As

Laureate Education, Inc. and Subsidiaries
Notes to Consolidated Financial Statements (Continued)
(Dollars and shares in thousands)

Note 10. Share-based Compensation (Continued)

of September 30, 2016 and December 31, 2015, the total liability recorded for the deferred compensation arrangement was \$17,978 and \$17,463, respectively, and was recorded as a current liability in Deferred compensation on the Consolidated Balance Sheets. This liability was originally payable on September 17, 2016; however, the participants agreed to extend the due date of the payment until December 30, 2016, as discussed in Note 19, Subsequent Events.

Annual Equity Award Grant

On May 2, 2016, we granted 174 and 136 time-based restricted stock units and performance share units, respectively, with vesting periods over the next three years. The performance share units vest based on achieving a pre-determined annual performance target. In addition, we also granted 132 Time Options with an exercise price equal to the fair market value of Laureate's stock at the date of grant. These options vest over a three-year period and have a contractual term of 10 years. The total grant date fair value of these awards was approximately \$8,800.

Equity Award Modification

In June 2016, we modified all outstanding stock options that were granted under the 2013 Plan, except for stock options that were granted during 2016. The exercise price of the modified options was adjusted to \$23.20, the estimated fair market value of our stock at the date of modification. As a result, we modified the exercise price of approximately 5,338 stock options that were granted under the 2013 Plan. This modification resulted in incremental stock compensation expense during the second quarter of approximately \$6,000 for options that were vested at the modification date. Additionally, approximately \$5,000 of incremental stock compensation expense related to options that were not yet vested at the modification date will be recognized over the remaining vesting period.

Laureate Education, Inc. and Subsidiaries
Notes to Consolidated Financial Statements (Continued)
(Dollars and shares in thousands)

Note 11. Stockholders' Equity

The components of net changes in stockholders' equity were as follows:

	Laureate Education, Inc. Stockholders						
	Shares of common stock outstanding	Common stock	Additional paid-in capital	(Accumulated deficit) retained earnings	Accumulated other comprehensive (loss) income	Noncontrolling interests	Total stockholders' equity
Balance at December 31, 2015	133,255	\$533	\$2,686,451	\$(1,409,548)	\$(952,677)	\$30,667	\$355,426
Non-cash stock compensation	7	—	28,424	—	—	—	28,424
Exercise of stock options	13	—	253	—	—	—	253
Vesting of restricted stock and exercise of stock options, net of shares withheld to satisfy minimum employee tax withholding	26	—	(1,346)	—	—	—	(1,346)
Changes in noncontrolling interests	—	—	(2,221)	—	—	2,101	(120)
Dividends to noncontrolling interests	—	—	(868)	—	—	—	(868)
Distributions to noncontrolling interest holders	—	—	—	—	—	(1,447)	(1,447)
Accretion of redeemable noncontrolling interests and equity	—	—	3,538	—	—	—	3,538
Reclassification of comprehensive income to redeemable noncontrolling interests and equity	—	—	—	—	—	(810)	(810)
Net income (loss)	—	—	—	330,539	—	(2,817)	327,722
Foreign currency translation adjustment, net of tax of \$0	—	—	—	—	(46,005)	1,000	(45,005)
Unrealized gain on derivatives, net of tax of \$0	—	—	—	—	5,509	—	5,509
Minimum pension liability adjustment, net of tax of \$1,900	—	—	—	—	8,948	—	8,948
Balance at September 30, 2016	<u>133,301</u>	<u>\$533</u>	<u>\$2,714,231</u>	<u>\$(1,079,009)</u>	<u>\$(984,225)</u>	<u>\$28,694</u>	<u>\$680,224</u>

Accumulated Other Comprehensive Income (Loss)

Accumulated other comprehensive income (AOCI) in our Consolidated Balance Sheets includes the accumulated translation adjustments arising from translation of foreign subsidiaries' financial statements, the unrealized losses on derivatives designated as cash flow hedges, and the accumulated

Laureate Education, Inc. and Subsidiaries
Notes to Consolidated Financial Statements (Continued)
(Dollars and shares in thousands)

Note 11. Stockholders' Equity (Continued)

net gains or losses that are not recognized as components of net periodic benefit cost for our minimum pension liability. The components of these balances were as follows:

	September 30, 2016			December 31, 2015		
	Laureate Education, Inc.	Noncontrolling Interests	Total	Laureate Education, Inc.	Noncontrolling Interests	Total
Foreign currency translation loss	\$(974,426)	\$(1,420)	\$(975,846)	\$(928,421)	\$(2,420)	\$(930,841)
Unrealized losses on derivatives	(7,740)	—	(7,740)	(13,250)	—	(13,250)
Minimum pension liability adjustment	(2,059)	—	(2,059)	(11,006)	—	(11,006)
Accumulated other comprehensive loss	<u>\$(984,225)</u>	<u>\$(1,420)</u>	<u>\$(985,645)</u>	<u>\$(952,677)</u>	<u>\$(2,420)</u>	<u>\$(955,097)</u>

Note 12. Derivative Instruments

In the normal course of business, our operations are exposed to fluctuations in foreign currency values and interest rate changes. We may seek to control a portion of these risks through a risk management program that includes the use of derivative instruments.

The interest and principal payments for Laureate's senior long-term debt arrangements are to be paid primarily in USD. Our ability to make debt payments is subject to fluctuations in the value of the USD against foreign currencies, since a majority of our operating cash used to make these payments is generated by subsidiaries with functional currencies other than USD. As part of our overall risk management policies, Laureate has at times entered into foreign currency swap contracts and floating-to-fixed interest rate swap contracts. In addition, we occasionally enter into foreign exchange forward contracts to reduce the earnings impact of other non-functional currency-denominated receivables and payables.

We do not enter into speculative or leveraged transactions, nor do we hold or issue derivatives for trading purposes. We generally intend to hold our derivatives until maturity.

Laureate reports all derivatives at fair value. These contracts are recognized as either assets or liabilities, depending upon the derivative's fair value. Gains or losses associated with the change in the fair value of these swaps are recognized in our Consolidated Statements of Operations on a current basis over the term of the contracts, unless designated and effective as a hedge. For swaps that are designated and effective as cash flow hedges, gains or losses associated with the change in fair value of the swaps are recognized in our Consolidated Balance Sheets as a component of Accumulated Other Comprehensive Income (AOCI) and amortized into earnings as a component of Interest expense over the term of the related hedged items.

Laureate Education, Inc. and Subsidiaries
Notes to Consolidated Financial Statements (Continued)
(Dollars and shares in thousands)

Note 12. Derivative Instruments (Continued)

The reported fair value of our derivatives, which are classified in Derivative instruments on our Consolidated Balance Sheets, were as follows:

	September 30, 2016	December 31, 2015
Derivatives designated as hedging instruments:		
Current liabilities:		
Interest rate swaps	\$ 7,740	\$ —
Long-term liabilities:		
Interest rate swaps	—	13,250
Derivatives not designated as hedging instruments:		
Current assets:		
Cross currency and interest rate swaps	—	238
Current liabilities:		
Cross currency and interest rate swaps	—	688
Long-term liabilities:		
Cross currency and interest rate swaps	8,012	5,662
Interest rate swaps	474	414
Total derivative instrument assets	\$ —	\$ 238
Total derivative instrument liabilities	\$16,226	\$20,014

Derivatives Designated as Hedging Instruments

Interest Rate Swaps

In September 2011, Laureate entered into two forward interest rate swap agreements with notional amounts of \$450,000 and \$300,000, respectively. We have designated these derivatives as cash flow hedges. The swaps were associated with existing debt, and effectively fix interest rates on existing variable-rate borrowings in order to manage our exposure to future interest rate volatility. Both swaps have an effective date of June 30, 2014 and mature on June 30, 2017. The terms of the swaps require Laureate to pay interest on the basis of fixed rates of 2.61% on the \$450,000 notional amount swap and 2.71% on the \$300,000 notional amount swap, and receive interest for both swaps on the basis of three-month LIBOR, with a floor of 1.25%. The gain or loss on these swaps is deferred in AOCI and will be reclassified into earnings as a component of Interest expense in the same period during which the hedged forecasted transactions will affect earnings. Laureate determines the effectiveness of these swaps using the hypothetical derivative method. During both the nine months ended September 30, 2016 and 2015, the amount of gain or loss recognized in income on the ineffective portion of derivative instruments designated as hedging instruments was \$0, as the swaps were 100% effective. During the next 12 months, approximately \$7,700 is expected to be reclassified from AOCI into income. As of September 30, 2016 and December 31, 2015, these interest rate swaps had an estimated fair value of \$7,740 and \$13,250, respectively.

Laureate Education, Inc. and Subsidiaries
Notes to Consolidated Financial Statements (Continued)
(Dollars and shares in thousands)

Note 12. Derivative Instruments (Continued)

The table below shows the total recorded unrealized gain (loss) of these swaps in Comprehensive income (loss). The impact of derivative instruments designated as hedging instruments on Comprehensive income (loss), Interest expense and AOCI were as follows:

For the nine months ended September 30:

	Gain Recognized in Comprehensive Income (Loss) (Effective Portion)		Income Statement Location	Loss Reclassified from AOCI to Income (Loss) (Effective Portion)	
	2016	2015		2016	2015
Interest rate swaps	\$5,509	\$2,850	Interest expense	\$(8,002)	\$(7,973)

Derivatives Not Designated as Hedging Instruments

USD to Swiss Franc (CHF) Foreign Currency Forward Swaps

In March 2016, Laureate entered into a CHF to USD deal-contingent forward exchange swap agreement with a notional amount of CHF 320,000. The purpose of the swap was to mitigate risk of foreign currency exposure related to the sale of Glion and Les Roches Hospitality Management Schools, as discussed in Note 3, Dispositions. The forward contract matured on June 14, 2016, the closing date of the sale, resulting in a realized loss of \$10,297. The deal contingent forward exchange swap was not designated as a hedge for accounting purposes.

In November 2015, Laureate entered into a USD to CHF foreign exchange forward swap agreement. We executed an initial conversion of CHF 14,000 to US \$14,113. In December 2015, Laureate entered into two USD to CHF foreign exchange forward swap agreements. We executed an initial conversion of CHF 16,000 to US \$16,470 using two swaps. For accounting purposes, the swaps were not designated as hedging instruments. These swaps were settled during the second quarter of 2016 for a net realized loss of approximately \$100.

In May 2015, Laureate entered into a USD to CHF foreign exchange forward swap agreement. The swap was intended to hedge the currency effects of the strengthening USD for anticipated cash outlays in CHF over the seven months subsequent to the execution date for a tax payment, along with expected working capital requirements. We executed an initial conversion of CHF 9,700 to US \$10,325. The swap matured during the first quarter of 2016 for a realized loss of \$635. For accounting purposes, the swap was not designated as a hedging instrument.

USD to Euro Foreign Currency Forward Swaps

In connection with the sale of the institutions in France that is discussed in Note 3, Dispositions, Laureate entered into EUR to USD foreign exchange forward contracts, in order to lock in the amount of USD proceeds that we will receive upon closing of the transaction. The total forward contracts were EUR 200,000, of which EUR 100,000 was deal contingent and EUR 100,000 was not contingent on the deal closing. The contracts discussed above matured and were settled by July 20, 2016, the closing date of the sale, resulting in a total realized gain on derivatives of \$4,634.

Laureate Education, Inc. and Subsidiaries
Notes to Consolidated Financial Statements (Continued)
(Dollars and shares in thousands)

Note 12. Derivative Instruments (Continued)

CLP to Unidad de Fomento (UF) Cross Currency and Interest Rate Swaps

The cross currency and interest rate swap agreements are intended to provide a better correlation between our debt obligations and operating currencies. In 2010, one of our subsidiaries in Chile entered into four cross currency and interest rate swap agreements. One of the swaps matures on December 1, 2024, and the remaining three mature on July 1, 2025 (the CLP to UF cross currency and interest rate swaps). The UF is a Chilean inflation-adjusted unit of account. The four swaps have an aggregate notional amount of approximately \$31,000, and convert CLP-denominated, floating-rate debt to fixed-rate UF-denominated debt. The CLP to UF cross currency and interest rate swaps were not designated as hedges for accounting purposes. As of September 30, 2016 and December 31, 2015, these swaps had an estimated fair value of \$8,012 and \$5,662, respectively.

THINK Interest Rate Swaps

Laureate acquired THINK on December 20, 2013, and financed a portion of the purchase price by borrowing AUD 45,000 (US \$34,524 at September 30, 2016) under a syndicated facility agreement in the form of two term loans of AUD 22,500 each. The terms of the syndicated facility agreement required THINK to enter into an interest rate swap within 45 days from the agreement's December 20, 2013 effective date, in order to convert at least 50% of the AUD 45,000 of term loan debt from a variable interest rate based on the BBSY bid rate, an Australia bank rate, to a fixed interest rate. Accordingly, on January 31, 2014, THINK executed an interest rate swap agreement with an original notional amount of AUD 22,500 to satisfy this requirement and converted AUD 22,500 (US \$17,262 at September 30, 2016) of the variable rate component of the term loan debt to a fixed interest rate of 3.86%. The notional amount of the swap decreases quarterly based on the terms of the agreement, and the swap matures on December 20, 2018. This interest rate swap was not designated as a hedge for accounting purposes, and had an estimated fair value of \$474 and \$414 at September 30, 2016 and December 31, 2015, respectively, which was recorded in Derivative instruments as a long-term liability. As discussed in Note 7, Debt, the THINK loan facilities were amended and restated in June 2016. The interest rate swap agreements discussed above were not changed.

Laureate Education, Inc. and Subsidiaries
Notes to Consolidated Financial Statements (Continued)
(Dollars and shares in thousands)

Note 12. Derivative Instruments (Continued)

Components of the reported Gain (loss) on derivatives not designated as hedging instruments in the Consolidated Statements of Operations were as follows:

	For the nine months ended September 30,	
	2016	2015
<i>Unrealized (Loss) Gain</i>		
Cross currency and interest rate swaps	\$(1,514)	\$(2,072)
Interest rate swaps	(34)	(53)
	(1,548)	(2,125)
<i>Realized Gain (Loss)</i>		
Cross currency and interest rate swaps	(6,530)	(336)
Interest rate swaps	(157)	(157)
	(6,687)	(493)
<i>Total Gain (Loss)</i>		
Cross currency and interest rate swaps	(8,044)	(2,408)
Interest rate swaps	(191)	(210)
Gain (loss) on derivatives, net	\$(8,235)	\$(2,618)

Credit Risk and Credit-Risk-Related Contingent Features

Laureate's derivatives expose us to credit risk to the extent that the counterparty may possibly fail to perform its contractual obligation. The amount of our credit risk exposure is equal to the fair value of the derivative when any of the derivatives are in a net gain position. As of September 30, 2016, none of our derivatives were in a gain position.

Laureate has limited its credit risk by only entering into derivative transactions with highly rated major financial institutions. We have not entered into collateral agreements with our derivatives' counterparties. At September 30, 2016, one institution which was rated Aa2, one institution which was rated A1, one institution which was rated A2 and one institution which was rated A3 by the global rating agency of Moody's Investors Service, accounted for all of Laureate's derivative credit risk exposure.

Laureate's agreements with its derivative counterparties contain a provision under which we could be declared in default on our derivative obligations if repayment of the underlying indebtedness is accelerated by the lender due to a default on the indebtedness. As of September 30, 2016 and December 31, 2015, we had not breached any default provisions and had not posted any collateral related to these agreements. If we had breached any of these provisions, we could have been required to settle the obligations under the derivative agreements for an amount that we believe would approximate their estimated fair value of \$16,226 as of September 30, 2016 and \$20,014 as of December 31, 2015.

Laureate Education, Inc. and Subsidiaries
Notes to Consolidated Financial Statements (Continued)
(Dollars and shares in thousands)

Note 13. Income Taxes

Laureate uses the liability method to account for income taxes. Deferred income taxes reflect the net tax effects of temporary differences between the carrying amount of assets and liabilities for financial reporting purposes and the amounts used for income tax purposes. For interim purposes, we also apply ASC 740-270, "Income Taxes—Interim Reporting."

Laureate's income tax provisions for all periods consist of federal, state and foreign income taxes. The tax provisions for the nine months ended September 30, 2016 and 2015 were based on estimated full-year effective tax rates, after giving effect to significant items related specifically to the interim periods, including the mix of income for the period between higher-taxed and lower-taxed jurisdictions. Laureate has operations in multiple countries, many of which have statutory tax rates lower than the United States or are tax-exempt entities, and other operations that are loss-making entities for which it is not more likely than not that a tax benefit will be realized on the loss. Generally, lower tax rates in these foreign jurisdictions along with Laureate's intent and ability to indefinitely reinvest foreign earnings outside of the United States results in an effective tax rate significantly lower than the statutory rate in the United States.

Income tax expense for the nine months ended September 30, 2016 and 2015 was \$35,246 and \$81,587, respectively. Before the impact of discrete items, the income tax expense for the nine months ended September 30, 2016 and 2015 was \$58,717 and \$35,134, respectively. A significant driver of the lower tax expense as compared to pre-tax income for the nine months ended September 30, 2016 is the non-taxable gain on the sale of certain operations in Europe that is included in pre-tax income. Discrete items recorded in the 2016 and 2015 periods also affected the Company's income tax expense. In 2015, the Company recognized a contingent liability of approximately \$42,100 related to the Spanish tax audits. In addition, in 2016 the Company recognized a discrete benefit of approximately \$7,900 related to the deferred taxes included within the accounting for the sale of the hospitality management schools, and a release of an income tax contingency related to Peru of approximately \$21,200.

Note 14. Earnings (Loss) Per Share

Laureate computes basic earnings per share (EPS) by dividing income available to common shareholders by the weighted average number of common shares outstanding for the reporting period. Diluted EPS reflects the potential dilution that would occur if share-based compensation awards/arrangements or contingently issuable shares were exercised or converted into common stock. To calculate the diluted EPS, the basic weighted average number of shares is increased by the dilutive effect of stock options, restricted stock, and other share-based compensation arrangements determined using the treasury stock method.

Laureate Education, Inc. and Subsidiaries
Notes to Consolidated Financial Statements (Continued)
(Dollars and shares in thousands)

Note 14. Earnings (Loss) Per Share (Continued)

The following tables summarize the computations of basic and diluted earnings per share:

<u>For the nine months ended September 30,</u>	<u>2016</u>	<u>2015</u>
Numerator used in basic and diluted earnings (loss) per common share:		
Income (loss) from continuing operations attributable to Laureate Education, Inc.	\$330,539	\$(299,581)
Accretion of redemption value of redeemable noncontrolling interests and equity	3,538	(9,602)
Adjusted for: accretion related to noncontrolling interests and equity redeemable at fair value	(201)	6,637
Distributed and undistributed earnings to participating securities	(104)	—
Net income (loss) available to common stockholders	<u>\$333,772</u>	<u>\$(302,546)</u>
Denominator used in basic and diluted earnings (loss) per common share:		
Basic weighted average shares outstanding	133,291	132,941
Effect of dilutive stock options	858	—
Effect of dilutive restricted stock units	68	—
Dilutive weighted average shares outstanding	<u>134,217</u>	<u>132,941</u>
Basic and diluted earnings (loss) per share:		
Basic earnings (loss) per share	\$ 2.52	\$ (2.28)
Diluted earnings (loss) per share	<u>\$ 2.48</u>	<u>\$ (2.28)</u>

The following table summarizes the number of stock options and shares of restricted stock that were excluded from the diluted EPS calculations because the effect would have been antidilutive:

	<u>For the nine months ended September 30,</u>	
	<u>2016</u>	<u>2015</u>
Stock options	2,931	10,323
Restricted stock	<u>131</u>	<u>229</u>

Note 15. Related Party Transactions

Corporate

Transactions between Laureate and Santa Fe University of Arts and Design (SFUAD)

During 2014, Laureate entered into a new shared services agreement with SFUAD that replaced the shared services agreement previously entered into in 2009. Laureate provides SFUAD with certain management consulting, legal, tax, finance, accounting, treasury, human resources, and network entry services. The shared services agreement had a term of five years. As of September 30, 2016, Laureate recorded a Related party receivable from SFUAD of \$211 pursuant to the shared services agreement. As of December 31, 2015, Laureate had recorded a receivable from SFUAD of \$658 related to the shared services agreement, which was subsequently collected.

Laureate Education, Inc. and Subsidiaries
Notes to Consolidated Financial Statements (Continued)
(Dollars and shares in thousands)

Note 15. Related Party Transactions (Continued)

During the third quarter of 2013, fourteen Laureate institutions entered into partnership agreements with SFUAD (the Global Partnership agreements). These Global Partnership agreements have an initial term of five years and provide Laureate students with educational opportunities to study certain academic programs at SFUAD. Under the terms of these agreements, the partnering Laureate institutions commit to pay SFUAD an annual amount each calendar year, which SFUAD then bills to the Laureate institutions on a quarterly basis. The Global Partnership agreements can be unilaterally canceled by either SFUAD or the Laureate institutions with at least six months' prior written notice; however any remaining unpaid commitment amount for that calendar year is still contractually owed to SFUAD. As of September 30, 2016 and December 31, 2015, Laureate recorded a related party payable to SFUAD of \$490 and \$193, respectively, for unpaid commitments that we are obligated to pay to SFUAD under the Global Partnership agreements. On May 18, 2016, SFUAD announced that it is being acquired by a private education provider with a global network of colleges and universities with a focus on art and design education. The transaction is expected to close at the end of 2016. Until the sale is completed, SFUAD will remain a related party of Laureate since both entities are commonly owned by Wengen.

Transactions between Laureate and Entities Affiliated with Executive Officers, Directors and Wengen

On December 16, 2015, Laureate entered into a term loan agreement with its parent, Wengen, for approximately \$11,000. In June 2016, we made a scheduled principal payment of \$3,500. In the third quarter of 2016, Laureate made an additional prepayment on this loan of approximately \$5,000. As of September 30, 2016 and December 31, 2015, the principal balance outstanding was approximately \$2,500 and \$11,000, respectively.

We have agreements in place with I/O Data Centers, LLC (I/O) pursuant to which I/O provides modular data center solutions to the Company. One of our directors is also a director of I/O. Additionally, this director, our CEO, and Sterling Partners (a private equity firm co-founded by the director, our CEO, and others) maintain an ownership interest in I/O. During each of the nine-month periods ended September 30, 2016 and September 30, 2015, we incurred costs for these agreements of approximately \$700 and \$400, respectively.

Europe

Morocco

Transactions between Laureate and Noncontrolling Interest Holder of Laureate Somed Education Holding SA (LSEH)

LSEH is 60% owned and consolidated by Laureate and is the entity that operates Université Internationale de Casablanca, our institution in Morocco. The 40% noncontrolling interest holder of LSEH has made loans to LSEH, and as of December 31, 2015, we had a related party payable of \$13,354 to the noncontrolling interest holder for the outstanding balance of and accrued interest on these loans, of which \$9,305 and \$4,049 were recorded as current and noncurrent, respectively.

During 2016, the maturity date of a loan made by the noncontrolling interest holder in 2014 was extended from October 2015 to April 2017. The outstanding balance of this loan, including accrued

Laureate Education, Inc. and Subsidiaries
Notes to Consolidated Financial Statements (Continued)
(Dollars and shares in thousands)

Note 15. Related Party Transactions (Continued)

interest, at the time of the extension was Moroccan Dirhams (MAD) 45,028 (US \$4,613 at September 30, 2016). This loan bears an interest rate of 4.5% per annum.

During the second quarter of 2016, the noncontrolling interest holder made an additional loan to LSEH for MAD 4,800 (US \$492 at the loan date), which matures in December 2017 and bears interest at 4.5% per annum. During the quarter ended September 30, 2016, the noncontrolling interest holder made an additional loan to LSEH for MAD 3,200 (US \$324 at the loan date), which also matures in December 2017 and bears interest at 4.5% per annum. The proceeds from these loans have been included in the financing activities section of the Consolidated Statement of Cash Flows as Noncontrolling interest holder's loan to subsidiaries. As the 60% majority owner, Laureate has also made loans to LSEH for 60% of the total amount borrowed, which eliminate in consolidation.

As of September 30, 2016, we had total related party payables of \$14,621 to the noncontrolling interest holder of LSEH for the outstanding balance on these loans plus accrued interest, of which \$13,797 and \$824 was recorded as current and noncurrent, respectively.

AMEA

China

Transactions between China businesses and Noncontrolling Interest Holders of Hunan International Economics University (HIEU)

A portion of real property that HIEU has paid for, including land and buildings, is mortgaged as collateral for corporate loans that the entity controlled by certain noncontrolling interest holders of HIEU has entered into with third-party banks. In December 2013, the noncontrolling interest holders of HIEU signed an agreement with Laureate and committed to: (1) remove all encumbrances on HIEU's real property no later than September 30, 2014 and (2) cause the entity to complete the transfer of title relating to the encumbered real property to HIEU no later than December 31, 2014. Under the terms of this agreement, the noncontrolling interest holders also agreed to pay any and all transfer taxes, fees and other costs that are required in connection with the removal of the encumbrances and the transfer of titles, which are estimated to be approximately \$2,000. As collateral for their performance under the agreement, the noncontrolling interest holders pledged to Laureate their 30% equity interest in the sponsoring entity of HIEU. The noncontrolling interest holders of HIEU have not completed their commitment to remove the encumbrances over the real property or completed the transfer of the real property. Under the terms of the agreement, Laureate has the right to receive the sale proceeds of the noncontrolling interest holders' 30% equity interest, up to the amount owing to it under the equity pledge, in priority to other creditors of the noncontrolling interest holders. On February 22, 2016, certain creditors of the noncontrolling interest holders initiated an enforcement process against the noncontrolling interest holders. The creditors have requested the court to auction a portion of the equity interest of the noncontrolling interest holders. The court has appointed an appraiser to perform a valuation of the equity interest, and a court auction may take place during 2016. As the registered pledgee, Laureate has the right to receive the sale proceeds of the noncontrolling interest holders' equity interest, up to the amount owing to it under the equity pledge, in priority to other creditors of the noncontrolling interest holders. Management is currently evaluating

Laureate Education, Inc. and Subsidiaries
Notes to Consolidated Financial Statements (Continued)
(Dollars and shares in thousands)

Note 15. Related Party Transactions (Continued)

its options in this matter. As of September 30, 2016 and December 31, 2015, Laureate's net carrying value of the encumbered real property was approximately \$12,700 and \$13,700, respectively.

In addition to the performance obligations in the December 2013 agreement for the encumbered property as described above, the noncontrolling interest holders are required under the 2009 HIEU purchase agreement (PA) to obtain the titles of certain other buildings for HIEU. The noncontrolling interest holders are also obligated to pay any and all government fees and other costs, which are estimated to be approximately \$4,200, required in connection with obtaining the titles for these buildings. These buildings are not encumbered and HIEU has title to the land. The noncontrolling interest holders also occupy and conduct other non-HIEU business in five buildings that we have title to, and do not pay rent to HIEU for the use of these facilities.

Dubai

Transactions between Laureate and Laureate-Obeikan Ltd.

Laureate-Obeikan Ltd. is a consolidated joint venture in Dubai that is 50% owned by Laureate. During the first quarter of 2016, we entered into an agreement for the assignment of amounts due to Laureate-Obeikan Ltd. from Higher Institute for Paper and Industrial Technologies (HIPIT), a third party, to Obeikan Paper Industries (OPI), a related-party subsidiary of the noncontrolling interest holder of Laureate-Obeikan Ltd., in the amount of SAR 14,279 (US \$3,806 at September 30, 2016) as settlement of amounts owed from OPI to an affiliate of HIPIT. Payment is due in five installments of SAR 2,856 (US \$761 at September 30, 2016) beginning in March 2016 through July 2016. As of September 30, 2016, the amount receivable was \$3,040. Installments totaling SAR 2,400 (US \$640 at September 30, 2016) were paid during 2016. These receivables are fully reserved.

Note 16. Legal and Regulatory Matters

Laureate is subject to legal proceedings arising in the ordinary course of business. In management's opinion, we have adequate legal defenses, insurance coverage, and/or accrued liabilities with respect to the eventuality of these actions. Management believes that any settlement would not have a material impact on Laureate's financial position, results of operations, or cash flows.

United States Postsecondary Education Regulation

The Company, through its GPS segment, operates four postsecondary educational institutions in the United States and provides contractual services to another (U.S. Institutions). The U.S. Institutions are subject to extensive regulation by federal and state governmental entities as well as accrediting bodies. The Higher Education Act (HEA), and the regulations promulgated thereunder by the DOE, subject the U.S. Institutions to ongoing regulatory review and scrutiny. The U.S. Institutions must also comply with a myriad of requirements in order to participate in Title IV federal financial aid programs under the HEA (Title IV programs).

In particular, to participate in the Title IV programs under currently effective DOE regulations, an institution must be authorized to offer its educational programs by the relevant state agencies in the states in which it is located, accredited by an accrediting agency that is recognized by the DOE, and also certified by the DOE. In determining whether to certify an institution, the DOE closely examines

Laureate Education, Inc. and Subsidiaries
Notes to Consolidated Financial Statements (Continued)
(Dollars and shares in thousands)

Note 16. Legal and Regulatory Matters (Continued)

an institution's administrative and financial capability to administer Title IV program funds. In March 2016, in connection with its review of our financial statements following our conversion to a Delaware public benefit corporation, the DOE sent us a letter requiring us to increase our existing letter of credit to the amount of \$90,509 for Kendall College, St. Augustine, Walden University and NewSchool of Architecture and Design, which is equal to approximately 10% of the Title IV program funds that these schools received during the most recently completed fiscal year. In the letter, the DOE also has required us to continue to comply with additional notification and reporting requirements. We have provided the increased letter of credit and are complying with the additional notification and reporting requirements.

We received a letter dated October 4, 2016 from the DOE (subsequently revised on November 4, 2016) stating that, based on Laureate's failure to meet standards of financial responsibility for the fiscal year ended December 31, 2015, we are required to either: (1) increase our letter of credit to an amount equal to 50% of the Title IV, HEA funds received by Laureate in the fiscal year ended December 31, 2015 (calculated by the DOE to be \$351,995) and qualify as a financially responsible institution; or (2) increase our letter of credit to an amount equal to 15% (calculated by the DOE to be \$105,599) of the Title IV, HEA funds received by Laureate in the fiscal year ended December 31, 2015 and remain provisionally certified for a period of up to three complete award years. In the letter, the DOE also has required us to continue to comply with additional notification and reporting requirements. We have chosen to increase our letter of credit to \$105,599 and to remain provisionally certified for a period of up to three complete award years and have obtained replacement letters of credit for such amount. See Note 8, Commitments and Contingencies, for further description of the outstanding DOE letters of credit as of September 30, 2016 and December 31, 2015.

Pursuant to DOE requirements, the U.S. Institutions conduct periodic reviews and audits of their compliance with the Title IV program requirements. None of the U.S. Institutions have been notified of any significant noncompliance that might result in loss of its certification to participate in the Title IV programs. Management believes that there are no matters of regulatory noncompliance that could have a material effect on the accompanying Consolidated Financial Statements.

Changes in or new interpretations of applicable laws, DOE rules, or regulations could have a material adverse effect on the U.S. Institutions' eligibility to participate in the Title IV programs. On October 29, 2010, the DOE published a Final Rule amending its regulations in a number of areas related to an institution's eligibility to participate in the Title IV programs. Most of these regulatory changes became effective July 1, 2011, with others becoming effective as of July 1, 2012. On October 30, 2014, the DOE issued a final rule establishing specific standards for purposes of the HEA requirement that, to be eligible for Title IV program funds, certain programs of study prepare students for "gainful employment in a recognized occupation," which became effective July 1, 2015. The final regulations define this concept using two ratios, one based on annual debt-to-annual earnings ("DTE") and another based on annual debt-to-discretionary income ("DTI") ratio. Under the final regulations, an educational program with a DTE ratio at or below 8% or a DTI ratio at or below 20% is considered "passing." An educational program with a DTE ratio greater than 8% but less than or equal to 12% or a DTI ratio greater than 20% but less than or equal to 30% is considered to be "in the zone." An educational program with a DTE ratio greater than 12% and a DTI ratio greater than 30% is considered "failing." An educational program will cease to be eligible for students to receive

Laureate Education, Inc. and Subsidiaries
Notes to Consolidated Financial Statements (Continued)
(Dollars and shares in thousands)

Note 16. Legal and Regulatory Matters (Continued)

Title IV program funds if its DTE and DTI ratios are failing in two out of any three consecutive award years or if both of those rates are failing or in the zone for four consecutive award years. In January 2017, the DOE issued to institutions final DTE rates. Among Walden University, Kendall College and NewSchool of Architecture and Design, we had one program fail and five in the zone. St. Augustine had no programs that failed or were in the zone. We are currently examining and implementing options for each of these programs and their students.

Between February and May 2014, the DOE convened a negotiated rulemaking committee to prepare proposed regulations to address program integrity and improvement issues for the Title IV programs (“Program Integrity Rulemaking”) including but not limited to updating eligibility standards for student and parent borrowers under the federal Direct PLUS loan program, cash management of Title IV funds, state authorization for programs offered through distance education and state authorization for foreign locations of institutions. As this negotiated rulemaking committee did not reach consensus on all of the issues before it, on August 8, 2014, the DOE published a proposed rule for public comment regarding federal Direct PLUS loan program eligibility, following which a final rule was issued on October 23, 2014 and that took effect July 1, 2015. On October 30, 2015, the DOE published final program integrity regulations regarding cash management of Title IV funds, the eligibility of repeated coursework for purposes of a student’s enrollment status and receipt of Title IV funds, and the measurement of programs in credit hours versus clock hours for Title IV purposes. A majority of the provisions of the regulations took effect on July 1, 2016, and others will take effect on later dates in 2016 and 2017. The final regulations concerning cash management require, among other things, that institutions subject to heightened cash monitoring procedures for disbursements of Title IV funds must, effective July 1, 2016, pay to students any applicable Title IV credit balances before requesting such funds from the DOE. On December 19, 2016, the DOE published final regulations regarding state authorization for programs offered through distance education and state authorization for foreign locations of institutions. Among other provisions, these final regulations require that an institution participating in the Title IV federal student aid programs and offering postsecondary education through distance education be authorized by each state in which the institution enrolls students, if such authorization is required by the state. The DOE would recognize authorization through participation in a state authorization reciprocity agreement, if the agreement does not prevent a state from enforcing its own laws. The final regulations also require that foreign additional locations and branch campuses be authorized by the appropriate foreign government agency and if at least 50% of a program can be completed at the location/branch, be approved by the institution’s accrediting agency and be reported to the state where the main campus is located. The final regulations would also require institutions to: document the state process for resolving complaints from students enrolled in programs offered through distance education or correspondence courses; and make certain public and individualized disclosures to enrolled and prospective students about their distance education programs. These final regulations are effective July 1, 2018.

During a separate negotiated rulemaking committee process that occurred between January and April 2014, the DOE proposed draft regulatory language to implement changes to the Jeanne Clery Disclosure of Campus Security Policy and Campus Crime Statistics Act (“Clery Act”) required by March 2013 amendments to the Violence Against Women Act. At the final meeting of the negotiated rulemaking committee on April 1, 2014, the committee reached consensus on the Department’s proposed regulations, which were subsequently published for a 30-day public comment period on

Laureate Education, Inc. and Subsidiaries
Notes to Consolidated Financial Statements (Continued)
(Dollars and shares in thousands)

Note 16. Legal and Regulatory Matters (Continued)

June 20, 2014. On October 20, 2014, the DOE published the final rule amending its Clery Act regulations, which was effective July 1, 2015. Between February and April 2015, the DOE convened another negotiated rulemaking committee to prepare regulations to establish a new Pay as You Earn repayment plan for those not covered by the existing Pay as You Earn Repayment Plan in the Federal Direct Loan Program, and also to establish procedures for Federal Family Education Loan Program loan holders to use to identify U.S. military servicemembers who may be eligible for a lower interest rate on their federal student loans under the Servicemembers Civil Relief Act. The committee reached consensus during its final session on a set of proposed regulations. The DOE published proposed regulations for comment on July 9, 2015, and on October 30, 2015, issued final regulations. The Pay as You Earn Repayment Plan provisions took effect in December 2015 and a majority of the remaining provisions of the regulations took effect on July 1, 2016. In September 2015, President Obama announced the DOE's launch of a revised "College Scorecard" website that provides access to national data on college costs, graduation rates, debt and post-college earnings, including data regarding our U.S. Institutions. This data was updated in September 2016. In addition, in November 2015, the DOE issued comparative data regarding DOE-recognized accreditation agencies and the institutions they accredit, which include median debt, repayment rates, completion rates and median earnings. To the extent such data gives rise to negative perceptions of our U.S. Institutions or of proprietary educational institutions generally, our reputation and business could be materially adversely affected.

On June 16, 2016, the DOE published a proposed rule for public comment that, among other provisions, establishes new standards and processes for determining whether a Direct Loan Program borrower has a defense to repayment (DTR) on a loan due to acts or omissions by the institution at which the loan was used by the borrower for educational expenses. The proposed rule, among other topics, addresses (i) the standards for the purpose of determining whether a borrower can establish a DTR based on an act or omission of an institution, (ii) the time periods for availability of DTR claims; (iii) the regulatory framework by which the DOE will receive, review and determine the veracity of DTR claims, and under which the DOE may recover from institutions any losses incurred from successful DTR claims. The proposed rule also would revise the DOE's general standards of financial responsibility to include various actions and events that would require institutions to provide the DOE with irrevocable letters of credit or equivalent cash deposits, in certain cases automatically and others at the discretion of the DOE. Such events and actions include but are not limited to (i) DTR claims, or audits, investigations or claims by governmental authorities exceeding certain financial thresholds; (ii) certain types of lawsuits against an institution; (iii) the institution being placed by its accrediting agency on probation or issued a show cause order, or placed on an accreditation status that poses an equivalent or greater risk to its accreditation; (iv) the institution's violation of a loan agreement or other credit obligations; (v) the institution deriving more than 90% of its revenues for any single fiscal year from Title IV program funds; (vi) a publicly traded institution being warned by the SEC that trading on its stock may be suspended, or the stock is involuntarily delisted; (vii) a publicly traded institution disclosing or being required to disclose in a SEC report certain judicial or administrative proceedings; (viii) a publicly traded institution disclosing or being required to disclose in a report filed with the SEC a judicial or administrative proceeding stemming from a complaint filed by a person or entity that is not part of a State or Federal action (unless the institution satisfactory demonstrates to the DOE why the disclosed matter does not constitute a material event); (ix) a publicly traded institution failing to file timely a required annual or quarterly report with the SEC; (x) the exchange on

Laureate Education, Inc. and Subsidiaries
Notes to Consolidated Financial Statements (Continued)
(Dollars and shares in thousands)

Note 16. Legal and Regulatory Matters (Continued)

which the stock of a publicly traded institution is traded notifies the institution that it is not in compliance with exchange requirements; (xi) the performance of an institution's educational programs under the DOE's "gainful employment" regulation; (xii) for an institution whose composite score of financial responsibility is less than 1.5, any withdrawal of equity from the institution by any means, including by declaring a dividend; (xiii) subject to limited exceptions, an institution having, as its two most recent official cohort default rates, a rate of 30 percent or higher; (xiv) significant fluctuations in Direct Loan Program or Pell Grant amounts received by the institution; (xv) citations by a State licensing or authorizing agency regarding the institution failing State or agency requirements; (xvi) the institution failing to meet a financial stress test to be developed or adopted by the DOE; (xvii) the institution or its corporate parent has a non-investment grade bond or credit rating; (xviii) as calculated by the DOE, the institution having high annual dropout rates; and (xix) any adverse event reported by the institution on a Form 8-K filed with the SEC. An institution required to post a letter of credit also would be required to disclose that fact to all students and prospective students. The proposed rule also would implement a new loan repayment rate methodology for only proprietary institutions, which if equal to or less than zero percent would require a proprietary institution to disclose such rates along with a warning on its website, in all advertising and promotional materials and to prospective and enrolled students. Comments to the proposed rule were due on or before August 1, 2016. On November 1, 2016, the DOE published the final regulations, which will take effect July 1, 2017. If we are required to repay the DOE for any successful DTR claims by students who attended our U.S. Institutions, or we are required to obtain additional letters of credit or increase our current letter of credit, it could materially affect our business, financial conditions and results of operations. We are currently assessing the impact of these final regulations on our U.S. Institutions.

On December 3, 2014, the DOE published proposed regulations on the teacher preparation program accountability system under the HEA, and additionally proposed amendments on teacher preparation program eligibility for TEACH Grant participation. In October 2016, the DOE published its final regulations regarding teacher preparation programs and TEACH Grant eligibility. We are currently assessing the eligibility of Walden University to continue to access TEACH Grant funds under the new regulations.

We are unable to predict what additional actions the DOE may take, or the effect of its rulemaking processes on our business. Additionally, the United States Congress has initiated a series of hearings regarding its prospective reauthorization of the HEA and potential changes to the Title IV programs. Any new or changed regulations from the DOE, or changes to the HEA and Title IV programs, could reduce enrollments, impact tuition prices, increase the cost of doing business and otherwise have additional material adverse effects on the financial condition, cash flows and operations of some or all of the U.S. Institutions.

The proprietary education industry is experiencing broad-based, intensifying scrutiny in the form of increased investigations and enforcement actions. In October 2014, the DOE announced that it will be leading an interagency task force composed of the DOE, the U.S. Federal Trade Commission (the FTC), the U.S. Departments of Justice, Treasury and Veterans Affairs, the Consumer Financial Protection Bureau (CFPB), the Securities and Exchange Commission (SEC), and numerous state attorneys general. The FTC has also recently issued civil investigative demands to several other U.S. proprietary educational institutions, which require the institutions to provide documents and

Laureate Education, Inc. and Subsidiaries
Notes to Consolidated Financial Statements (Continued)
(Dollars and shares in thousands)

Note 16. Legal and Regulatory Matters (Continued)

information related to the advertising, marketing, or sale of secondary or postsecondary educational products or services, or educational accreditation products or services. The CFPB has also initiated a series of investigations against other U.S. proprietary educational institutions alleging that certain institutions' lending practices violate various consumer finance laws. In addition, attorneys general in several states have become more active in enforcing consumer protection laws, especially related to recruiting practices and the financing of education at proprietary educational institutions. In addition, several state attorneys general have recently partnered with the CFPB to review industry practices. If our past or current business practices are found to violate applicable consumer protection laws, or if we are found to have made misrepresentations to our current or prospective students about our educational programs, we could be subject to monetary fines or penalties and possible limitations on the manner in which we conduct our business.

State Higher Education Authorization and Program Review for Walden University

State authorization regulations generally require that post-secondary education institutions that offer online programs to students within their state obtain approval, an exemption or other required status by the appropriate state higher education agency in order to offer those programs. In recent years, more than 30 states have voluntarily entered into State Authorization Reciprocity Agreements (SARA) that establish standards for interstate offering of post-secondary distance education courses and programs. If an institution's home state participates in SARA and authorizes the institution to provide distance education in accordance with SARA standards, then the institution need not obtain additional authorizations for distance education from any other SARA member state. The SARA participation requirements and process are administered by the four regional higher education compacts in the United States, including the Midwestern Higher Education Compact (the MHEC), which administers SARA for the region that includes Minnesota, where Walden University is domiciled. Walden University submitted an application to participate in SARA to the Minnesota Office of Higher Education (MOHE), a member of MHEC. As of June 2015, Walden University was approved to participate in SARA, effective through June 2, 2016.

On April 8, 2016, the MOHE notified Walden University that its renewal application to participate in SARA had been denied because Walden University does not have an institutional federal financial composite score computed by the U.S. Department of Education in connection with Walden University's participation in federal Title IV financing programs of 1.5 or higher, although the institutional financial composite score calculation made by Walden University in accordance with the U.S. Department of Education's published formula and based on Walden University's 2015 audited financial statements is 3.0. In the absence of an institution-level financial composite score calculated by the U.S. Department of Education, MOHE has viewed Laureate's financial composite score calculated based on its global operations, which does not exceed 1.5, as attributable to Walden University.

On May 6, 2016, Walden University appealed the MOHE decision to MHEC. Walden University and MOHE participated in an appeal hearing before MHEC on June 3, 2016. On June 14, 2016, MHEC informed Walden University that it affirmed MOHE's decision. Walden University had until September 30, 2016 to regain its state authorization, exemption or other required status in the SARA states in which it participates in order to seek to enroll new students who reside in those states. As of the date of issuance of these financial statements, Walden University has regained authorization,

Laureate Education, Inc. and Subsidiaries
Notes to Consolidated Financial Statements (Continued)
(Dollars and shares in thousands)

Note 16. Legal and Regulatory Matters (Continued)

exemption or other required status in all of the 31 SARA states in which it has been a SARA participant.

On September 8, 2016, as part of a program review that MOHE is conducting of Walden University's doctoral programs, MOHE sent to Walden University an information request regarding its doctoral programs and complaints filed by doctoral students. We have been informed by MOHE that in an effort to better understand the context, background and issues related to doctoral student complaints in Minnesota, MOHE is initiating a full review of doctoral programs for institutions registered in Minnesota.

Brazilian Regulation

Through our LatAm segment, we operate 13 post-secondary education institutions in Brazil. The responsibility of the federal government in regulating, monitoring and evaluating higher education institutions and undergraduate programs is exercised by the Brazilian Ministry of Education (the MEC), along with a number of related federal agencies and offices. The MEC is the highest authority of the higher education system in Brazil and has the power to: regulate and monitor the federal system of higher education in terms of its quality and standards, confirm decisions regarding the accreditation and reaccreditation of institutions of higher education; confirm evaluation criteria; confirm regulatory proposals; and issue and implement rules that govern the delivery of higher education services, including aspects like adherence by higher education institutions to the rules for federal education subsidy programs like Pronatec, Prouni and the Fundo de Financiamento ao Estudante do Ensino Superior (the FIES program, or FIES), through one or more of which all of our institutions enroll students. Additionally, Brazilian law requires that almost all change-of-control transactions by Laureate receive the prior approval of the Brazilian antitrust authority, the Conselho Administrativo de Defesa Econômica (CADE).

As noted above, Laureate's institutions in Brazil participate in the FIES program, which targets students from low socio-economic backgrounds enrolled at private post-secondary institutions. Eligible students receive loans with below-market interest rates that are required to be repaid after an 18-month grace period upon graduation. FIES pays participating educational institutions tax credits which can be used to pay certain federal taxes and social contributions. FIES also repurchases excess credits for cash. As part of the FIES program, our institutions are obligated to pay up to 15% of any student default. The default obligation increases to up to 30% of any student default if the institution is not current with its federal taxes. FIES withholds between 1% and 3% of tuition paid to the institutions to cover any potential student defaults ("holdback"). If the student pays 100% of their loan, the withheld amounts will be paid to the participating education institutions.

Since February 2014, all new students who participate in FIES must also enroll in the Fundo de Garantia de Operações de Crédito Educativo (FGEDUC). FGEDUC is a government-mandated, private guarantee fund administered by the Bank of Brazil that allows participating educational institutions to insure themselves for 90% (or 13.5% of 15%) of their losses related to student defaults under the FIES program. The cost of the program is 5.63% of a student's full tuition. Similar to FIES, the administrator withholds 5.63% of a student's full tuition to fund the guarantee by FGEDUC.

Laureate Education, Inc. and Subsidiaries
Notes to Consolidated Financial Statements (Continued)
(Dollars and shares in thousands)

Note 16. Legal and Regulatory Matters (Continued)

As of December 31, 2015, approximately 21% of our total students in Brazil participated in FIES, representing approximately 26% of our 2015 Brazil revenues.

In December 2014, the MEC along with FNDE, the agency that directly administers FIES, announced several significant rule changes to the FIES program beginning in 2015. These changes limit the number of new participants and the annual budget of the program, and delay payments to post-secondary institutions with more than twenty thousand FIES students that would otherwise have been due in 2015. The first change implements a minimum score on the high school achievement exam in order to enroll in the program. The second change alters the schedule for the payment and repurchase of credits as well as limits the opportunities for post-secondary institutions to sell any unused credits such that there is a significant delay between the time the post-secondary institution provides the educational services to the students and the time it receives payment from the government for 2015. In addition to these rule changes, FNDE implemented a policy for current students' loan renewals for 2015, which provides that returning students may not finance an amount that increases by more than 6.41%, which was later increased to 8.5%, from the amount financed in the previous semester, regardless of any increases in tuition or in the number of courses in which the student is enrolled, a policy that we believe violates the applicable law. For 2016, MEC announced that there will be no limitation to the tuition increase. Moreover, in the first and second intakes of 2015, the online enrollment and re-enrollment system that all post-secondary institutions and students must use to access the program has experienced numerous technical and programming faults that have also interfered with the enrollment and re-enrollment process. Numerous challenges to these changes and requests for judicial relief from the system's faults have been filed in the Brazilian courts, most of which are pending. The 2016 enrollment and re-enrollment schedule has been released and, so far, the system has not presented any major issues.

In October 2015, FNDE initiated negotiations with the Brazilian Association of Post-Secondary Institutions (ABRAES) aiming at settling the FIES payments that were delayed in 2015. The proposal from MEC, which was accepted by ABRAES, was to divide the total amount due in three annual installments to be paid one fourth in 2016, one fourth in 2017 and half in 2018. The parties also agreed that the yearly installments will be paid in June of each year, and the amounts will be adjusted to reflect an inflation index (the IPCA) from the date of the respective maturity until the effective payment. FNDE also agreed not to take any discriminatory measures in the future related to the payment due to the post-secondary institutions, and not to impose any limitation on the issuance of certificates and repurchase of credits due to the post-secondary institutions, which basically means that all certificates will be issued and repurchased in their respective fiscal years, except for those intended to be issued and repurchased in December, which will be paid in January of the following year. The parties executed the settlement agreement on January 28, 2016 and it was approved by the office of the Attorney General of Brazil on February 3, 2016. The Federal Court of Brasilia ratified the settlement agreement on March 17, 2016. We received the first FIES installment payment in June 2016. Our post-secondary institutions in Brazil are associated with ABRAES and signed the settlement agreement; therefore, it will apply to us. The long-term portion of the FIES receivables are recorded in Notes receivable, net as of September 30, 2016.

MEC released new FIES regulations in July 2015, which supplement and amend rules that were previously released. Among other changes, these regulations revised the rules for student eligibility and

Laureate Education, Inc. and Subsidiaries
Notes to Consolidated Financial Statements (Continued)
(Dollars and shares in thousands)

Note 16. Legal and Regulatory Matters (Continued)

classification, higher education institution participation and selection of the vacancies that will be offered to the students.

On December 11, 2015, MEC issued new FIES regulations (Normative Ordinance No. 13), which supersede in all significant aspects the rules released in July 2015. Normative Ordinance No. 13 defined and clarified some rules for student eligibility and classification, higher education institution participation and selection of the vacancies that will be offered to the students in the first intake of 2016.

Among other changes, it created a “waiting list” concept for students not selected in the first selection call. It also instituted a rule that allows the remaining vacancies that were not filled in by the waiting list students to be redistributed among other programs of the post-secondary institution.

The rules for student eligibility are to have a gross household income of not more than 2.5 times the minimum wage per capita (which was raised by the MEC to 3.0 times on June 17, 2016) and to have taken the National High School Proficiency Exam at least once since 2010, with a minimum score of 450 points, and have a score greater than zero in the test of writing.

Regarding the participation of post-secondary institutions in FIES, institutions must sign a participation agreement that contains their proposal of the number of vacancies offered and the following information per shift (morning, evening) and campus location: (i) tuition gross amount for the entire course, including all semesters; (ii) total tuition gross amount per course for the first semester, which must reflect at least a five percent discount to the course list price; and (iii) the number of vacancies that will be offered through the FIES selection process. Also, only courses with scores of 3, 4 or 5 in the National Higher Education Evaluation System (SINAES) evaluation are eligible to receive FIES students.

On July 14, 2016, Provisional Presidential Decree No. 741/2016 (Medida Provisória No. 741/2016) revising the FIES payments rules was published in the official gazette. According to the new decree, higher education institutions became liable for the administration fees and expenses charged by the government banks that manage FIES loans. The decree became effective immediately and the government will withhold two percent of all FIES payments to cover such administration fees and expenses. Provisional presidential decrees are instruments with the force of law that the President of Brazil can issue in cases of importance and urgency. They have immediate effect and are valid for 60 days, extendable only once for the same period. Effectiveness beyond that period required approval of the National Congress, which took place on November 9, 2016, and it was enacted into law on December 2, 2016 (Law No. 13.366/2016).

The Brazilian government’s changes to the FIES program resulted in a substantial increase in the total number of new FIES contracts in that country in 2014, an election year, and then a reduction in the total number of new FIES contracts, from over 700,000 in 2014 to approximately 300,000 in 2015. As a result, Laureate’s new enrollments of students in the FIES program also decreased similarly in 2015; however, this did not have a material impact on our 2015 results of operations since total enrollments for all students increased in 2015. Any potential impact on total enrollment would not occur until the FIES students from the expansion of the program have graduated, and would depend on the Brazilian government’s commitment to the FIES program. In addition, as discussed above, the Brazilian government reduced the frequency of payments to participating institutions during 2015.

Laureate Education, Inc. and Subsidiaries
Notes to Consolidated Financial Statements (Continued)
(Dollars and shares in thousands)

Note 16. Legal and Regulatory Matters (Continued)

Proposed Chilean Legislation

On July 4, 2016, the Chilean President submitted to the Chilean Congress a bill (the Higher Education Bill) that, if approved, would change the entire regulatory landscape of higher education in Chile, as it would amend and/or replace most of the currently applicable legislation, including repealing the current laws governing universities, professional institutes and technical training centers. The changes contemplated in the Higher Education Bill that are most relevant to us are:

1. The creation of an Undersecretary of Higher Education, which would replace and be the legal successor to the current Higher Education Division of the MINEDUC and whose functions would be: (i) to propose to the MINEDUC policies on higher education, including policies on access, inclusion, retention and graduation of higher education students, on the promotion, development, support and continuous improvement of the quality of higher education institutions and their relationship with the needs of the country, and on the allocation of public funds; (ii) to manage the procedures relating to the granting and revocation of the official recognition of higher education institutions; (iii) to take custody of the academic records of higher education institutions that have lost their official recognition; (iv) to manage the Common Access System for Higher Education Institutions; (v) to manage the National Higher Education Information System; (vi) to coordinate the various public institutions and services that have authority on higher education matters; (vii) to establish coordination mechanisms for the members of the boards of directors of state-owned universities who are appointed by the President; (viii) to generate and coordinate with regional and local governments instances of participation and dialogue with and among higher education institutions as well as the collaboration and transfer of best practices among them, and between such institutions and secondary schools; (ix) to develop studies on the higher education system; (x) to maintain a registry of higher education institutions with access to public funding; and (xi) and to have any other function that the law may assign to it.
2. The creation of a new Common Access System for Higher Education Institutions, to be managed by the Undersecretary of Higher Education, which would establish the process and mechanisms for the application, admission and selection of undergraduate students, and which would be mandatory at all higher education institutions that receive public funding through the MINEDUC.
3. The creation of a National Higher Education Information System, to be managed by the Undersecretary of Higher Education, which would include, among other things, information about students, enrollment, faculty, resources, infrastructure and results of the academic process at higher education institutions; about the nature of the higher education institutions, their members and individuals that are part of their administrative bodies; about the financial condition and solvency of higher education institutions, including their annual audited financial statements; and information about related party transactions. Both the Superintendent of Higher Education and the Higher Education Quality Council would provide all information they receive from higher education institutions to the Undersecretary of Higher Education to be included in the National Higher Education Information System.

Laureate Education, Inc. and Subsidiaries
Notes to Consolidated Financial Statements (Continued)
(Dollars and shares in thousands)

Note 16. Legal and Regulatory Matters (Continued)

4. The creation of a new National System of Quality Assurance of Higher Education, to be established by the MINEDUC through the Undersecretary of Higher Education, the National Education Council, the Higher Education Quality Council and the Superintendent of Higher Education, the functions of which, among others, would be to: (i) develop policies to promote quality, suitability, articulation, inclusion and equality in the execution of the duties of higher education institutions; (ii) license new higher education institutions; (iii) provide the institutional accreditation of autonomous higher education institutions; and (iv) enforce the compliance of higher education institutions with the rules applicable to higher education and the legality of the use of their resources, supervise their administrative and financial feasibility, and their academic commitments to students.

The Higher Education Quality Council, whose purpose would be to evaluate, accredit and promote the quality of autonomous higher education institutions and of the careers and study programs they offer, and which would be responsible for executing the institutional accreditation processes and undergraduate and graduate career and study programs accreditation processes, would be composed of 11 directors, nine of which would be appointed by the President of the Republic. The functions of the Higher Education Quality Council would include: (i) managing and resolving the accreditation processes; (ii) proposing the quality criteria and standards for institutional accreditation and accreditation of undergraduate and graduate careers and study programs to the MINEDUC; (iii) maintaining public information systems that contain relevant decisions regarding the different accreditation processes; (iv) executing and promoting actions for continuous improvement of the quality of higher education institutions; (v) keeping a registry of peer reviewers who are part of the accreditation process; (vi) training peer reviewers; and (vii) submitting data to the National Higher Education Information System.

Under the National System of Quality Assurance of Higher Education, institutional accreditation would be mandatory for all autonomous higher education institutions and would consist of the evaluation and verification of compliance with quality standards, as well as the analysis of internal mechanisms for quality assurance, considering both their existence and their application and results, and their alignment with the mission and purpose of higher education institutions. All institutional accreditations would last for eight years. The accreditation process would include the evaluation, for all campuses and for the undergraduate careers and programs selected by the board of the Higher Education Quality Council, of the management and institutional resources, internal quality assurance, teaching and results of the education process, generation of knowledge, creation and innovation, and association with the environment, of the respective higher educational institutions. Accredited institutions would be classified under one of three different categories. Category C institutions would need to obtain prior approval of the Higher Education Quality Council to open new campuses or programs, while Category B institutions would need to obtain such approval only to open careers or programs in a field of knowledge not regularly offered by the institution or which has not been offered in the last two years, and Category A institutions would not need to obtain any approval to open new campuses, careers or programs.

Laureate Education, Inc. and Subsidiaries
Notes to Consolidated Financial Statements (Continued)
(Dollars and shares in thousands)

Note 16. Legal and Regulatory Matters (Continued)

The bill also provides that certain careers and study programs, i.e., medical and education programs, as well as doctorate-level programs be mandatorily accredited.

Accreditation decisions would not be appealable although reconsideration could be sought before the Higher Education Quality Council not later than 15 days after the notification of decision.

5. The creation of a Superintendency of Higher Education, whose purpose is to enforce and monitor compliance with the legal and regulatory provisions that govern higher education, as well as the legality of the use of resources by higher education institutions and to supervise their financial feasibility. Its functions and powers would be, among others, to: (i) enforce compliance with the law by higher education institutions, their organizers, controllers, members, associates, partners, owners, founders, legal representatives and board members; (ii) ensure that the requirements or conditions that resulted in official recognition of the higher education institutions are maintained; (iii) supervise the financial feasibility of higher education institutions; (iv) ensure the legality of the use of resources of higher education institutions; (v) ensure that higher education institutions comply with the terms, conditions, and modalities of the academic commitments undertaken with students; (vi) arrange and conduct audits of higher education institutions; (vii) visit the academic and administrative establishments and offices of higher education institutions and of the institutions' organizers that are related to the management of the respective institution in order to carry out the functions assigned to the Superintendency, accessing any documents, books or information required for the purposes of enforcement, and reviewing all the transactions, assets, books, accounts, files and, in general, any documents or information it deems necessary for the supervision of the individuals or institutions inspected and of the third parties with which they interact; (viii) require pertinent information needed for it to fulfill its duties to be provided to it by inspectors and inspecting institutions and related third parties, and by any relevant government entities; (ix) summon organizers, controllers, members, associates, partners, owners, founders, legal representatives, board members or employees of the inspected institutions, or of those who exercise those positions at related institutions, and any other person who has entered into an agreements of any kind with the above, to testify before it, and summon witnesses to provide any information it deems necessary to fulfill its duties; (x) respond to inquiries submitted to it within the scope of its powers, receive and resolve claims, and mediate claims, when applicable; (xi) investigate and resolve complaints that arise; (xii) bring charges, process them, adopt provisional measures, and resolve the proceedings underway regarding any infraction that comes to its attention; (xiii) apply penalties in accordance with the law; (xiv) apply and provide administrative interpretations of the applicable law, and issue general instructions to the sector subject to its enforcement; (xv) send information brought to its attention in the exercise of its duties and powers to the Higher Education Quality Council when such information indicates violations within the scope of the matters it regulates; (xvi) remit information brought to its attention in the exercise of its duties to the Public Prosecutor when such information indicates that a crime has been committed; (xvii) manage the information it compiles in the exercise of its duties, in a coordinated effort with the Undersecretary of Higher Education, for adequate development of the National Higher Education Information System; (xviii) reach agreements with other public

Laureate Education, Inc. and Subsidiaries
Notes to Consolidated Financial Statements (Continued)
(Dollars and shares in thousands)

Note 16. Legal and Regulatory Matters (Continued)

services regarding electronic transfers of information to facilitate execution of their functions; (xix) generate indexes, statistics and studies with the information delivered by the institutions it inspects, and produce publications within the scope of its powers; and (xx) provide technical advisory services to the MINEDUC and other entities within the scope of its powers.

Sanctions imposed by the Superintendency of Higher Education would be appealable to the courts.

Higher education institutions would be required to provide to the Superintendency of Higher Education the following information: (i) their audited consolidated annual financial statements and any information about any fact that may significantly affect its financial condition; (ii) a list of their partners or members, and of any individuals exercising executive functions; (iii) information about related party transactions; (iv) information about tax-exempt donations; and (v) a list of entities in which the institution holds an interest of more than 10% and of not-for-profit entities in which it is entitled to appoint at least one board member.

6. New regulations applicable to not-for-profit educational institutions (including universities) that would: (i) provide that their controllers and members can only be individuals, other not-for-profits or state-owned entities; (ii) create the obligation to use their resources and reinvest their surplus or profits in the pursuit of their objectives and in enhancing the quality of the education they provide; (iii) create the obligation to have a board of directors, which cannot delegate its functions, and whose members cannot be removed unless approved by the majority of the board and for serious reasons; and (iv) prohibit related party transactions with their founders, controllers, members of the board, rector and their relatives or related entities, unless the counterparty to the transaction is another not-for-profit entity, and establish regulations for other related party transactions which include the need for them to be under market conditions and approved by the board.
7. A new system to provide public funding to higher education institutions and free higher education to certain students. Under the new system, all licensed higher education institutions would be eligible to receive public “institutional funding for gratuity” as long as they complied with the following requirements: (i) accreditation; (ii) not-for-profit or state-owned; (iii) be part of the Common Access System for Higher Education Institutions; and (iv) apply policies approved by the Undersecretary of Higher Education that permit fair student access and implement vulnerable student support programs that promote their retention, providing that at least 20% of the total admissions of the university are granted to students from homes within the country’s four lowest-income deciles. The institutions that would be part of the public funding system would be subject to regulation of fees charged which would be set by the Undersecretary of Higher Education.

We are currently evaluating the effect the proposed Higher Education Bill would have on the Chilean institutions in the *Laureate International Universities* network if it is adopted in the form introduced in the Chilean Congress. We cannot predict whether or not the proposed Higher Education Bill will be adopted in this form, or if any higher education legislation will be adopted that would affect the institutions in the *Laureate International Universities* network. However, if any such legislation is adopted, it could have a material adverse effect on our results of operations and financial condition.

Laureate Education, Inc. and Subsidiaries
Notes to Consolidated Financial Statements (Continued)
(Dollars and shares in thousands)

Note 16. Legal and Regulatory Matters (Continued)

Turkish Regulation and Internal Investigation

Through our European segment, we operate Istanbul Bilgi University, a network institution located in Turkey that consolidates under the variable interest entity model. Istanbul Bilgi University is established as a “Foundation High Education Institution” (a “Foundation University”) under the Turkish higher education law, sponsored by an educational foundation (the “Bilgi Foundation”). As such, it is subject to regulation, supervision and inspection by the Turkish Higher Education Council (the “YÖK”). In 2014, the Turkish parliament amended the higher education law to provide expanded authority to the YÖK with respect to Foundation Universities, including authorizing additional remedies for violations of the higher education law and of regulations adopted by the YÖK. On November 19, 2015, the YÖK promulgated an “Ordinance Concerned with Amendment to Foundation High Education Institutions” (the “Ordinance”) the principal effects of which relate to the supervision and inspection of Foundation Universities by the YÖK. Under the Ordinance, the YÖK has expanded authority to inspect accounts, transactions, activities and assets of Foundation Universities, as well as their academic units, programs, projects and subjects. The Ordinance establishes a progressive series of five remedies that the YÖK can take in the event it finds a violation of the Ordinance, ranging from (1) a warning and request for correction to (2) the suspension of the Foundation University’s ability to establish new academic units or programs to (3) limiting the number of students the Foundation University can admit, including ceasing new admissions, to (4) provisional suspension of the Foundation University’s license to (5) cancellation of the Foundation University’s license. Since the promulgation of the Ordinance, the YÖK has cancelled the licenses of 15 Foundation Universities.

The Ordinance specifies that Foundation Universities cannot be established by foundations in order to gain profit for themselves, and prohibits specified types of fund transfers from Foundation Universities to their sponsoring foundation, with certain exceptions for payments made under contractual arrangements for various goods and services that are provided at or below current market rates. Istanbul Bilgi University has entered into contractual arrangements with a subsidiary of Laureate that is a member of the board of trustees of the Bilgi Foundation, and has affiliates that are also members of that board, to provide Istanbul Bilgi University with management, operational and student services and certain intellectual property at fair market rates. If the YÖK were to determine that any of these contracts or the payments made by Istanbul Bilgi University to this Laureate subsidiary, or any other activities of Istanbul Bilgi University, including, as further described below, the donation of 40,000 Turkish Liras made by the university to a charitable foundation that was subsequently reimbursed to the university by certain Laureate-owned entities, violate the Ordinance or other applicable law, the YÖK could take actions against Istanbul Bilgi University up to and including cancellation of its license. Further, if the YÖK were to determine that any administrators of Istanbul Bilgi University have directly taken any actions or supported any activities that are intended to harm the integrity of the state, the license of the university could be cancelled. In July 2016, a coup attempt increased political instability in Turkey, and the uncertainties arising from the failed coup in Turkey could lead to changes in laws affecting Istanbul Bilgi University or result in modifications to the current interpretations and enforcement of the Ordinance or other laws and regulations by the YÖK.

During the fourth quarter of 2014, we recorded an operating expense of \$18,000 (the value of 40,000 Turkish Liras at the date of donation) for a donation by our network institution in Turkey to a charitable foundation. We believed the donation was encouraged by the Turkish government to further

Laureate Education, Inc. and Subsidiaries
Notes to Consolidated Financial Statements (Continued)
(Dollars and shares in thousands)

Note 16. Legal and Regulatory Matters (Continued)

a public project supported by the government and expected that it would enhance the position and ongoing operations of our institution in Turkey. The Company has learned that the charitable foundation which received the donation disbursed the funds at the direction of a former senior executive at our network institution in Turkey and other external individuals to a third party without our knowledge or approval.

In June 2016, the Audit Committee of the Board of Directors initiated an internal investigation into this matter with the assistance of external counsel. The investigation concerns the facts surrounding the donation, violations of the Company's policies, and possible violations of the FCPA and other applicable laws in what appears to be a fraud perpetrated by the former senior executive at our network institution in Turkey and other external individuals. This includes an investigation to determine if the diversion was part of a scheme to misappropriate the funds and whether any portion of the funds was paid to government officials. As of the date of this prospectus, we have not identified that any other officers or employees outside of Turkey were involved in the diversion of the intended donation. Although we are pursuing efforts to recover the diverted funds, there is no assurance that we will be successful.

We have been advised by Turkish counsel that, under Turkish law, a Foundation University may not make payments that cause a decrease in the university's wealth or do not otherwise benefit the university. Given the uncertainty of recovery of the diverted donation and to mitigate any potential regulatory issues in Turkey relating to the donation, certain Laureate-owned entities that are members of the foundation that controls our network institution in Turkey have contributed an amount of approximately \$13,000 (the value of 40,000 Turkish Liras on November 4, 2016, the date of contribution) to our network institution in Turkey to reimburse it for the donation.

As a result of the investigation, which is ongoing, we took steps to remove the former senior executive at our network institution in Turkey. Because of the complex organizational structure in Turkey, this took approximately one month and during that period our access to certain aspects of the business including the financial and other records of the university was interrupted. The former senior executive is now no longer affiliated with our network institution and we again have access to the financial and other records of the university.

In September 2016, we voluntarily disclosed the investigation to the U.S. Department of Justice (the "DOJ") and the SEC. The Company intends to fully cooperate with these agencies and any other applicable authorities in any investigation that may be conducted in this matter. The Company has internal controls and compliance policies and procedures that are designed to prevent misconduct of this nature and support compliance with laws and best practices throughout its global operations. The Company is taking steps to enhance these internal controls and compliance policies and procedures. The investigation is ongoing, and we cannot predict the outcome at this time, or the impact, if any, to the Company's consolidated financial statements or predict how the resulting consequences, if any, may impact our internal controls and compliance policies and procedures, business, ability or right to operate in Turkey, results of operations or financial position. If we are found to have violated the FCPA or other laws governing the conduct of our operations, we may be subject to criminal and civil penalties and other remedial measures, which could materially adversely affect our business, financial condition, results of operations and liquidity.

Laureate Education, Inc. and Subsidiaries
Notes to Consolidated Financial Statements (Continued)
(Dollars and shares in thousands)

Note 17. Fair Value Measurement

Fair value is defined as the price that would be received to sell an asset or paid to settle a liability in an orderly transaction between market participants at the measurement date. Accounting standards utilize a fair value hierarchy that prioritizes the inputs to valuation techniques used to measure fair value into three levels, which are described below:

- Level 1—Quoted prices (unadjusted) for identical assets or liabilities in active markets;
- Level 2—Observable inputs other than quoted prices that are either directly or indirectly observable for the asset or liability;
- Level 3—Unobservable inputs that are supported by little or no market activity.

These levels are not necessarily an indication of the risk of liquidity associated with the financial assets or liabilities disclosed. Assets and liabilities are classified in their entirety based on the lowest level of input that is significant to the fair value measurement, as required under ASC 820-10, “Fair Value Measurement”. Effective January 1, 2016, we adopted ASU 2015-07. Under ASU 2015-07, assets for which fair value is measured at net asset value per share using the practical expedient, such as the Company’s deferred compensation plan assets, should not be categorized in the fair value hierarchy.

Derivative instruments—Laureate uses derivative instruments as economic hedges for bank debt and interest rate risk. Their values are derived using valuation models commonly used for derivatives. These valuation models require a variety of inputs, including contractual terms, market prices, forward-price yield curves, notional quantities, measures of volatility and correlations of such inputs. Our valuation models also reflect measurements for credit risk. Laureate concluded that the fair values of our derivatives are based on unobservable inputs, or Level 3 assumptions. The significant unobservable input used in the fair value measurement of the Company’s derivative instruments is our own credit risk. Holding other inputs constant, a significant increase (decrease) in our own credit risk would result in a significantly lower (higher) fair value measurement for the Company’s derivative instruments.

Laureate’s financial assets and liabilities that are measured at fair value on a recurring basis as of September 30, 2016 were as follows:

	<u>Total</u>	<u>Level 1</u>	<u>Level 2</u>	<u>Level 3</u>
Assets				
Derivative instruments	\$ —	\$—	\$—	\$ —
Liabilities				
Derivative instruments	<u>\$16,226</u>	<u>\$—</u>	<u>\$—</u>	<u>\$16,226</u>

Laureate’s financial assets and liabilities that are measured at fair value on a recurring basis as of December 31, 2015 were as follows:

	<u>Total</u>	<u>Level 1</u>	<u>Level 2</u>	<u>Level 3</u>
Assets				
Derivative instruments	\$ 238	\$—	\$—	\$ 238
Liabilities				
Derivative instruments	<u>\$20,014</u>	<u>\$—</u>	<u>\$—</u>	<u>\$20,014</u>

Laureate Education, Inc. and Subsidiaries
Notes to Consolidated Financial Statements (Continued)
(Dollars and shares in thousands)

Note 17. Fair Value Measurement (Continued)

The changes in our Level 3 Derivative instruments measured at fair value on a recurring basis for the nine months ended September 30, 2016 were as follows:

	<u>Total Assets (Liabilities)</u>
Balance December 31, 2015	\$(19,776)
Losses included in earnings:	
Unrealized losses, net	(1,548)
Realized losses, net	(6,687)
Included in other comprehensive income	5,509
Settlements	6,687
Currency translation adjustment	<u>(411)</u>
Balance September 30, 2016	\$(16,226)
Unrealized loss, net relating to liabilities held at September 30, 2016 ...	<u>\$ (1,548)</u>

The following table presents quantitative information regarding the significant unobservable inputs utilized in the fair value measurements of the Company's liabilities classified as Level 3 for the nine months ended September 30, 2016:

	<u>Fair Value at September 30, 2016</u>	<u>Valuation Technique</u>	<u>Unobservable Input</u>	<u>Range/Input Value</u>
Derivative instruments— cross currency and interest rate swaps	\$16,226	Discounted Cash Flow	Own credit risk	4.32%

Note 18. Restructuring Costs

During the fourth quarter of 2015, Laureate approved a plan of restructuring, which primarily included workforce reductions in order to reduce operating costs in response to overcapacity at certain locations. The Company recorded the estimated cost of the restructuring of \$15,476, which consisted of employee severance, in Direct costs in the 2015 Consolidated Statement of Operations. Of the total restructuring liability recorded during 2015, \$10,912 represented one-time employee termination benefits recognized in accordance with ASC 420, "Exit or Disposal Cost Obligations" and \$4,564 represented contractual employee termination costs recognized in accordance with ASC 712, "Compensation—Nonretirement Postemployment Benefits." We paid \$5,810 during the fourth quarter of 2015, and had a remaining liability of \$10,233 at December 31, 2015, after currency adjustments of \$567. The restructuring liability is included in Accrued expenses in our September 30, 2016 Consolidated Balance Sheet.

Laureate Education, Inc. and Subsidiaries
Notes to Consolidated Financial Statements (Continued)
(Dollars and shares in thousands)

Note 18. Restructuring Costs (Continued)

The following is a rollforward of the restructuring liability from December 31, 2015 through September 30, 2016:

	<u>Balance at December 31, 2015</u>	<u>Expense Recognized</u>	<u>Cash Payments</u>	<u>Currency Adjustments</u>	<u>Balance at September 30, 2016</u>
Employee severance—one time termination	\$ 6,259	\$(427)	\$(5,800)	\$152	\$184
Employee severance—contractual termination	<u>3,974</u>	<u>(85)</u>	<u>(3,875)</u>	<u>101</u>	<u>115</u>
Total	<u>\$10,233</u>	<u>\$(512)</u>	<u>\$(9,675)</u>	<u>\$253</u>	<u>\$299</u>

Note 19. Subsequent Events

We have evaluated events occurring subsequent to our balance sheet date through January 31, 2017, which is the date that these Consolidated Financial Statements were issued. Certain subsequent events are discussed elsewhere in the Consolidated Financial Statements where relevant.

Deferred Compensation Arrangement Payment Extension

The participants in the deferred compensation arrangement discussed in Note 10, Share-based Compensation, have agreed to extend the payment that was due on September 17, 2016 (the “2016 Executive DCP Obligation”), until December 30, 2016. On December 30, 2016, we satisfied the 2016 Executive DCP Obligation by paying the participants a total amount of approximately \$18,200. The payment consisted of approximately \$7,700 in cash and \$10,500 aggregate principal amount of Senior Notes. Following the satisfaction of the 2016 Executive DCP Obligation, the Company’s obligations under the DCPs were satisfied in full.

Special Retention Award to Executives

On October 25, 2016, we granted 221 and 71 time-based restricted stock units and performance share units, respectively, to certain executives as a retention initiative. The time-based restricted stock units vest in June 2018. The performance share units vest in June 2018 upon the achievement of pre-determined performance targets. In addition, we granted 114 Time Options and 47 Performance Options with an exercise price of \$23.36, the estimated fair market value of Laureate’s stock at the grant date. These options have a contractual term of 10 years. The Time Options vest in June 2018. The Performance Options vest in June 2018 upon the achievement of the same pre-determined performance targets mentioned above. The total grant date fair value of these awards was approximately \$8,800.

Series A Preferred Stock Offering

On December 4, 2016, we signed a subscription agreement with six investors, including KKR and Snow Phipps, both of which are affiliates of ours, pursuant to which we agreed to issue and sell to those investors an aggregate of 400 shares of a new series of our convertible redeemable preferred

Laureate Education, Inc. and Subsidiaries
Notes to Consolidated Financial Statements (Continued)
(Dollars and shares in thousands)

Note 19. Subsequent Events (Continued)

stock (the “Series A Preferred Stock”) in a private offering for total net proceeds of approximately \$383,000. Closing of the first tranche of funding for this transaction occurred on December 20, 2016 and we received net proceeds, after issuance costs, of approximately \$328,000. One investor funded a portion of its purchase price equal to \$57,000 (approximately \$55,000 net of issuance costs) on January 18, 2017 and the remainder on January 23, 2017. The proceeds from the Series A Preferred Stock offering have and will be used to, among other things, repay any portion of our outstanding debt, including our revolving credit facility, which will improve our liquidity. We believe that cash flow from operations and available cash on hand will be sufficient to meet our operating requirements through January 31, 2018.

The shares of Series A Preferred Stock are redeemable at our option at any time and by the holders after the fifth anniversary of the issue date at a redemption price per share equal to 1.15 multiplied by the sum of the issue amount per share plus any accrued and unpaid dividends. If we fail to redeem the shares of Series A Preferred Stock when required after the fifth anniversary of the issue date, the holders of the Series A Preferred Stock are entitled to certain remedies, including the ability to take control of a majority of our Board of Directors and cause a sale of the Company and/or cause us to raise debt or equity capital in an amount sufficient to redeem the remaining outstanding shares of Series A Preferred Stock.

Share Increase for 2013 Long-Term Incentive Plan (2013 Plan)

In December 2016, the Board of Directors and Shareholders approved an amendment to increase the total number of shares of common stock issuable under the 2013 Plan by 3,884.

Combination of Operations

On January 10, 2017, we announced that we plan to combine our Europe and AMEA operations, effective March 31, 2017, in order to reflect our belief that we will be able to operate the institutions in those segments more successfully and efficiently under common management. The Company is currently evaluating the impact of this combination on its operating segments.

Turkey Regulatory Audit

The YÖK conducts annual audits on the operations of Istanbul Bilgi University and currently is in the process of completing its most recent audit. We cannot yet determine the impact of this audit on our business, financial condition or results of operations.

Stock Option Grant

In connection with the Executive Profits Interests (EPI) agreement, on January 31, 2017, the Company granted to its CEO options (the EPI Options) to purchase 2,773 shares of its Class B common stock. The EPI Options vest upon consummation of the initial public offering (IPO). The exercise price of the EPI Options shall be equal to (i) \$17.00 with respect to 50% of the shares of our Class B common stock subject to the EPI Option and (ii) \$21.32 with respect to 50% of the shares of our Class B common stock subject to the EPI Option and the EPI Options shall remain exercisable until December 31, 2019, unless earlier terminated in accordance with the terms of the EPI Option agreement or the 2013 Plan, as applicable. The Company will record share-based compensation expense for the EPI options in the first quarter of 2017.

FMU GROUP
Combined Financial Statements
for the period from January 1, 2014 through September 12, 2014

Independent auditor's report

To the Management of
FMU Group

We have audited the accompanying combined financial statements of FMU Group, which comprise the combined balance sheet as of September 12, 2014 and the related combined statements of comprehensive income, invested equity and cash flows for the period from January 1, 2014 through September 12, 2014.

Management's responsibility for the combined financial statements

Management is responsible for the preparation and fair presentation of the combined financial statements in accordance with accounting principles generally accepted in the United States of America; this includes the design, implementation, and maintenance of internal control relevant to the preparation and fair presentation of combined financial statements that are free from material misstatement, whether due to fraud or error.

Auditor's responsibility

Our responsibility is to express an opinion on the combined financial statements based on our audit. We conducted our audit in accordance with auditing standards generally accepted in the United States of America. Those standards require that we plan and perform the audit to obtain reasonable assurance about whether the combined financial statements are free from material misstatement.

An audit involves performing procedures to obtain audit evidence about the amounts and disclosures in the combined financial statements. The procedures selected depend on our judgment, including the assessment of the risks of material misstatement of the combined financial statements, whether due to fraud or error. In making those risk assessments, we consider internal control relevant to the Company's preparation and fair presentation of the combined financial statements in order to design audit procedures that are appropriate in the circumstances, but not for the purpose of expressing an opinion on the effectiveness of the Company's internal control. Accordingly, we express no such opinion. An audit also includes evaluating the appropriateness of accounting policies used and the reasonableness of significant accounting estimates made by management, as well as evaluating the overall presentation of the combined financial statements. We believe that the audit evidence we have obtained is sufficient and appropriate to provide a basis for our audit opinion.

Opinion

In our opinion, the combined financial statements referred to above present fairly, in all material respects, the financial position of FMU Group as of September 12, 2014 and the results of its operations and its cash flows for the period from January 1, 2014 through September 12, 2014 in accordance with accounting principles generally accepted in the United States of America.

/s/ PricewaterhouseCoopers Auditores Independentes

PricewaterhouseCoopers
Auditores Independentes

São Paulo, Brazil
September 23, 2015

FMU GROUP
COMBINED STATEMENT OF COMPREHENSIVE INCOME
For the period from January 1, 2014 through September 12, 2014
(amounts in Brazilian Reais)

	<u>Period from January 1, 2014 through September 12, 2014</u>
Revenues	\$ 308,455,312
Costs and expenses:	
Direct costs	(196,994,038)
General & administrative expenses	(138,401,922)
Operating loss	(26,940,648)
Interest income	865,429
Interest expense	(37,387,431)
Loss from continuing operations before income taxes	(63,462,650)
Income tax benefit	27,183,462
Net loss	\$ (36,279,188)
Other comprehensive (loss) income	—
Total other comprehensive (loss) income	—
Comprehensive loss	\$ (36,279,188)

The accompanying notes are an integral part of these combined financial statements.

FMU GROUP
COMBINED BALANCE SHEET
As of September 12, 2014
(amounts in Brazilian Reais)

	<u>September 12, 2014</u>
Assets	
Current Assets:	
Cash and cash equivalents	\$ 12,235,833
Receivables:	
Accounts and notes receivable	85,736,019
Allowance for doubtful accounts	(30,634,297)
Receivables, net	55,101,722
Income tax receivable	2,955,034
Prepaid expenses and other current assets	2,915,189
Deferred income taxes	25,631,355
Total current assets	<u>98,839,133</u>
Property and equipment:	
Furniture, computer equipment and software	148,346,451
Accumulated depreciation and amortization	(115,117,982)
Property and equipment, net	33,228,469
Other assets	2,725,854
Deferred income taxes	11,892,718
Long-term assets held for sale	5,366,410
Total Assets	<u>\$ 152,052,584</u>
Liabilities and Invested Equity	
Current Liabilities:	
Accounts payable	\$ 43,416,718
Accrued compensation and benefits	46,710,501
Short-term debt	48,192,517
Income taxes payable	2,388,712
Taxes payable, other than income	42,010,584
Other current liabilities	321,015
Rent due to owners	34,316,106
Deferred revenue	31,739,278
Total current liabilities	<u>249,095,431</u>
Long-term debt	1,224,000
Income taxes payable	79,653,000
Taxes payable, other than income	112,973,050
Other non-current liabilities	198,720,913
Total Liabilities	641,666,394
Invested equity:	
Owner's net investment	(489,613,810)
Accumulated other comprehensive (loss) income	—
Total Invested equity	<u>(489,613,810)</u>
Total Liabilities and Invested Equity	<u>\$ 152,052,584</u>

The accompanying notes are an integral part of these combined financial statements.

FMU GROUP
COMBINED STATEMENT OF INVESTED EQUITY
For the period from January 1, 2014 through September 12, 2014
(amounts in Brazilian Reais)

	<u>Owner's net investment</u>	<u>Accumulated other comprehensive income (loss)</u>	<u>Total invested Equity</u>
Balance as of December 31, 2013	\$(456,763,622)	—	\$(456,763,622)
Capital contribution	3,429,000	—	3,429,000
Net loss for the period	(36,279,188)	—	(36,279,188)
Balance as of September 12, 2014	<u>\$(489,613,810)</u>	<u>\$—</u>	<u>\$(489,613,810)</u>

The accompanying notes are an integral part of these combined financial statements.

FMU GROUP
COMBINED STATEMENT OF CASH FLOWS
For the period from January 1, 2014 through September 12, 2014
(amounts in Brazilian Reais)

	<u>Period from January 1, 2014 through September 12, 2014</u>
Cash flows from operating activities	
Net loss for the period	\$ (36,279,188)
Adjustments to reconcile net loss to net cash provided by operating activities:	
Depreciation and amortization	3,871,234
Non-cash interest expense	19,004,438
Bad debt expense	17,587,839
Deferred income taxes	(37,524,073)
Non-cash loss from non-income tax contingencies (other non current liabilities)	23,432,696
Non-cash loss from income taxes payables, non current	7,616,905
Change in operating assets and liabilities:	
Increase in receivables	(35,607,992)
Increase in prepaid expenses and other assets	(2,138,030)
Increase in non-current other assets and long-term assets held for sale	(11,599)
Increase in accounts payable and accrued compensation and benefits	45,433,553
Decrease in other non current liabilities	(562,000)
Decrease in income tax receivable/payable, net	(566,322)
Decrease in taxes payable, other than income	(12,359,501)
Increase in deferred revenue and other liabilities	17,102,688
Net cash provided by operating activities of continuing operations	<u>9,000,648</u>
Cash flows from investing activities	
Purchase of property and equipment	(9,872,129)
Sale of property and equipment	2,000
Net cash used in investing activities of continuing operations	<u>(9,870,129)</u>
Cash flows from financing activities	
Proceeds from debt	153,168,341
Payments of debt	(153,864,420)
Capital contribution from shareholders	3,429,000
Net cash provided by financing activities of continuing operations	<u>2,732,921</u>
Net change in cash and cash equivalents	1,863,440
Cash and cash equivalents at beginning of period	10,372,393
Cash and cash equivalents at end of period	\$ <u>12,235,833</u>

The accompanying notes are an integral part of these combined financial statements.

Notes to Combined Financial Statements
Amounts in Brazilian Reais

Note 1. Description of Business

The FMU Group is the combination of the following entities: Faculdades Metropolitanas Unidas Educacionais Ltda. (“FMU”), Sociedade de Cultura e Ensino Ltda. (“ACE”), and União Educacional de São Paulo Ltda. (“UESP”), (collectively, “FMU Group”). The entities are under common control, operate in an integrated manner, and are managed under the same operational and strategic approach.

FMU Group was founded in 1968 as non-profit educational associations to provide higher education courses, graduate and post graduate programs to students in São Paulo, Brazil. The entities have the following primary activities:

- FMU—the creation and maintenance of schools at all levels of learning, the training of professional experts, technical, scientific and cultural improvements, and research and development.
- ACE—contributes to the development of culture, scientific research and teaching, organizes, maintains and develops education at all levels of learning including post graduate courses, enters into agreements with similar institutions, either national or foreign, in the interest of education, and research and development.
- UESP—develops teaching, research and development in the sciences, philosophy, literature, arts and technology through educational institutions, creates and manages media vehicles, edits and distributes educational, scientific and cultural publications.

FMU, ACE and UESP were not-for-profit entities until 2014 when they were transformed into for-profit entities based on the following events and in the following dates:

- FMU—contractual changes made on February 22, 2014;
- ACE—contractual changes made on April 28, 2014; and
- UESP—contractual changes made on May 27, 2014

The transformation of FMU Group from non-for profit to for-profit entities was agreed to under article 221 of Brazilian Law No. 6.404/76 and was approved unanimously in the listed contract amendments above.

According to Brazilian Law No. 9,532/97 and as amended by Law 9,718/98, the FMU Group was subject to special tax treatments and was required to pay only certain taxes during its not-for-profit period. After the transformation to for-profit entities, the FMU Group was subject to all applicable tax requirements. These combined financial statements are prepared based on standards applicable to for-profit companies.

On May 10, 2013 the Rede Internacional de Universidades Laureate Ltda. and the Business School São Paulo (collectively “Laureate Group”) entered into a purchase agreement of all the shares of FMU, ACE and UESP. The completion of the purchase was conditional on:

- i) approval of the transaction by the Administrative Council for Economic Defense of Brazil (“CADE”);
 - ii) transformation of the entities to for-profit companies; and
 - iii) the operational reorganization and the transition of management to the Laureate Group.
- The acquisition became effective on September 12, 2014.

Notes to Combined Financial Statements (Continued)
Amounts in Brazilian Reais

Note 1. Description of Business (Continued)

The combined financial statements have been prepared for the purpose of complying with Rule 3-05 of Regulation S-X of the Securities and Exchange Commission. The combined financial statements may not be indicative of FMU Group's future performance and do not necessarily reflect what its combined balance sheet, results of operations or cash flows would have been had FMU Group operated as independent entities during the periods presented.

The combined financial statements are prepared under the presumption that the FMU Group will continue as a going concern. As of September 12, 2014, the FMU Group presents a negative working capital balance of \$150,256,298 which is primarily due to the impact of financial obligations (refer to Note 8—Debt and Note 9—Taxes payable, other than income). The funds generated by normal operations are expected to be sufficient to meet its financial commitments and FMU Group also has the ability to access lines of credits available, if necessary. In addition, as explained in note 15, FMU Group became a subsidiary of Laureate Educations, Inc. on September 12, 2014 which intends to support FMU Group to continue as going concern.

Note 2. Significant Accounting Policies

The preparation of financial statements in conformity with accounting principles generally accepted in the United States (US GAAP) requires management to make estimates and assumptions that affect the reported amounts of assets and liabilities and to disclose contingent assets and liabilities at the date of the combined financial statements, and the reported amounts of revenues and expenses during the reporting period. Actual results could differ from those estimates. Significant items subject to such estimates and assumptions include the allowance for doubtful accounts, useful lives of fixed assets, provisions for civil and labor risks, and tax contingencies.

2.1 Basis of Preparation

(a) Combined Financial Statements

FMU Group's combined financial statements comprise the combined financial statements of FMU, ACE, and UESP. These financial statements are presented on a combined basis as the three entities are under common control, and management decisions are taken together as a whole. The net assets of the owners have been presented as Owner's net investment. The combined financial statements have been prepared in order to present the financial information for FMU, ACE, and UESP as a single entity. FMU Group has no involvement with any variable interest entities.

The total net investment of the combined entities as on September 12, 2014 are as follows:

	Assets	Liabilities	Net investment	Results of Period
FMU	\$127,635,201	\$623,097,959	\$(495,461,937)	\$(39,730,645)
ACE	36,217,770	26,451,439	9,766,331	7,546,147
UESP	1,477,613	5,394,996	(3,918,204)	(4,094,690)
	165,330,584	654,944,394	(489,613,810)	(36,279,188)
Total Eliminations	(13,278,000)	(13,278,000)	—	—
Adjusted balance	<u>\$152,052,584</u>	<u>\$641,666,394</u>	<u>\$(489,613,810)</u>	<u>\$(36,279,188)</u>

Notes to Combined Financial Statements (Continued)
Amounts in Brazilian Reais

Note 2. Significant Accounting Policies (Continued)

(b) Eliminations in the Combined Financial Statements

Balances and intra-group transactions, and any unrealized income and expenses arising from intragroup transactions, are eliminated in preparing the combined financial statements.

2.2 Basis of Presentation

(a) Functional Currency

The functional currency is the currency of the economic environment in which a company primarily does business. The Brazilian Real is the functional currency of the combined financial statements are presented in its functional currency.

FMU Group does not have any transactions in currencies different from its functional currency.

Fiscal Year Ended or Ending Dec 31,	Unaudited			
	At End of Period (R\$ per US\$1.00)	Average (of month-end rates)	High	Low
2009	0.57	0.57	0.59	0.41
2010	0.60	0.59	0.60	0.53
2011	0.54	0.54	0.65	0.53
2012	0.49	0.48	0.59	0.47
2013	0.42	0.43	0.51	0.41

(b) Cash and Cash Equivalents

FMU Group considers all highly liquid investments that are purchased with an original maturity of three months or less to be cash equivalents.

(c) Financial Instruments

FMU Group's financial instruments consist of cash and cash equivalents, accounts and notes receivable, accounts payables, debt, and capital lease obligations. The fair value of these financial instruments approximates their carrying amounts reported in the Combined Balance Sheet.

FMU Group's cash accounts are maintained with high-quality financial institutions with a significant concentration in two institutions: Banco Santander (Brasil) S.A. and Banco Safra S.A.

(d) Accounts and Notes Receivable

FMU Group recognizes receivables when an academic session begins, although students generally enroll in courses prior to the start of the academic session. Receivables are recognized only to the extent that amounts are due and collection is reasonably assured.

(e) Allowance for Doubtful Accounts

FMU Group records an allowance for doubtful accounts to reduce its receivables to their net realizable value. FMU Group's allowance methodology is based on the age of the receivables. Receivables deemed to be uncollectible are written off against the allowance for doubtful accounts.

Notes to Combined Financial Statements (Continued)
Amounts in Brazilian Reais

Note 2. Significant Accounting Policies (Continued)

(f) Judicial Deposits

FMU Group is subject to legal actions or lawsuits arising in the ordinary course of business related to civil, labor and tax resulting from potential acts and operations that could be subject to assessment from Authorities. Because of these legal actions, by court order or decision of the Administration itself, cash is deposited into a bank account and we have no access until resolution of the legal proceeding.

Judicial deposits meet the definition of financial asset and are recorded in non-current Other assets. They are measured at amortized cost. Interests are recorded in the Combined Statement of Operations as interest income.

(g) Property and Equipment, and Leased Assets

Property and equipment includes leasehold improvements, furniture, vehicles, computer equipment and software. FMU Group records property and equipment at cost less accumulated depreciation and amortization. Repairs and maintenance costs are expensed as incurred.

FMU Group conducts a significant portion of its operations at leased facilities. FMU Group analyzes each lease agreement entered to determine whether it should be classified as a capital or an operating lease. FMU Group recognize operating lease rent expense on a straight-line basis over the expected term, of each lease and is recorded in general and administrative expenses. For capital leases, FMU Group initially records the assets at the lower of fair value or the present value of the future minimum lease payments, excluding executory costs. If the lease agreement includes a legal obligation that requires the leased premises to be returned in a predetermined condition, FMU Group recognizes an asset retirement obligation and a corresponding depreciating asset when such an asset exists.

Depreciation is recorded on a straight-line basis over the estimated useful lives of the assets. Leasehold improvements, including structural improvements, are amortized using the straight-line method over the lesser of the estimated useful life of the asset or the lease term. Total depreciation and amortization for the period ended September 12, 2014 was \$3,871,234, which was entirely recorded in general and administrative expenses.

Depreciation and amortization periods are as follows:

Installations	10 years
Telecommunications equipment	10 years
Machinery, appliances and equipment	10 years
Library books	10 years
Furniture and computer equipment	10 years
Software	7 years
Vehicles	5 years

(h) Assets held for sale

Long-term assets that are expected to be recovered primarily through sale rather than through continuing use, are classified as held for sale. Those assets are measured at the lower of their carrying amount and fair value less cost to sell.

Notes to Combined Financial Statements (Continued)
Amounts in Brazilian Reais

Note 2. Significant Accounting Policies (Continued)

(i) Direct Costs

Direct costs reported on the Combined Statement of Operations represent the cost of operations, including labor cost, rent expenses and outsourcing services.

(j) Long-lived Assets

Long-lived assets are reviewed for impairment whenever events or changes in circumstances indicate that the carrying amount of an asset or group of assets may not be fully recoverable. These events or changes in circumstances may include, but are not limited to, a significant deterioration of operating results, a change in regulatory environment, changes in business plans, or adverse changes in anticipated future cash flows. If an impairment indicator is present, FMU Group evaluates recoverability by a comparison of the carrying amount of the assets to future undiscounted net cash flows expected to result from the use and eventual disposition of the assets. If the assets are determined to be impaired, the impairment recognized is the excess of the carrying amount over the fair value of the assets. Fair value is generally determined by the discount cash flows method. The discount rate used in any estimate of discounted cash flows is the rate commensurate with a similar investment of similar risk.

(k) Revenue Recognition

Revenue is recognized when the amount can be reliably measured and the economic benefits will flow to FMU Group. FMU Group's revenues primarily consist of tuition and educational service revenues. Revenues are reported net of discounts, waivers, grants or scholarships awarded, returns, and related taxes. Revenues will not be recognized if there are significant uncertainties regarding realization. Tuition revenues are recognized ratably on a straight-line basis over each academic session.

Deferred revenue and student deposits on the Combined Balance Sheet consist of tuition paid prior to the start of academic sessions and unearned tuition amounts recorded as accounts receivable after an academic session begins. If a student withdraws from an institution, FMU Group's obligation to issue a refund depends on the refund policy at that institution and the timing of the student's withdrawal. Generally, our refund obligations are reduced over the course of the academic term. FMU Group records refunds as a reduction of deferred revenue and student deposits, as applicable.

The following table shows the components of revenue for the period presented:

	From January 1 to September 12, 2014
Tuition and educational services	\$365,561,704
Other	659,345
Gross revenue	366,221,049
Less: Scholarships	(41,334,934)
Less: Discounts	(11,159,689)
Less: Taxes on services	(5,271,114)
Total	<u>\$308,455,312</u>

Notes to Combined Financial Statements (Continued)
Amounts in Brazilian Reais

Note 2. Significant Accounting Policies (Continued)

(l) Fair Value Measurements

FMU Group utilizes valuation techniques that maximize the use of observable inputs and minimize the use of unobservable inputs to the extent possible. FMU Group determines fair value based on assumptions that market participants would use in pricing an asset or liability in the principal or most advantageous market. When considering market participant assumptions in fair value measurements, the following fair value hierarchy distinguishes between observable and unobservable inputs, which are categorized in one of the following levels:

- Level 1 Inputs: Unadjusted quoted prices in active markets for identical assets or liabilities accessible to the reporting entity at the measurement date.
- Level 2 Inputs: Other than quoted prices included in Level 1 inputs that are observable for the asset or liability, either directly or indirectly, for substantially the full term of the asset or liability.
- Level 3 Inputs: Unobservable inputs for the asset or liability used to measure fair value to the extent that observable inputs are not available, thereby allowing for situations in which there is little, if any, market activity for the asset or liability at measurement date.

These levels are not necessarily an indication of the risk of liquidity associated with the financial assets or liabilities disclosed. Assets and liabilities are classified in their entirety based on the lowest level of input that is significant to the fair value measurement, as required under ASC 820-10.

The carrying amounts of cash and cash equivalents, accounts and notes receivable, accounts payable, debt, and capital leases are a reasonable estimate of their fair values as per the Level 1 and 2 hierarchy due to either their short term nature or the variable interest rate applies to the debt. There are no other fair value levels in the FMU Group's combined financial statements.

(m) Advertising

FMU Group expenses advertising costs as incurred. Advertising expenses were \$2,922,022 for the period ended September 12, 2014 and are recorded in general and administrative expenses in the Statements of Operations.

(n) Employee Benefits

FMU Group offers short-term employee benefits that are recognized as an expense as the related service is provided. FMU Group does not have pension plans or other post-retirement obligations and recognizes the cost of termination as an expense.

(o) Income Taxes

As noted above, FMU Group was a not-for-profit entity until 2014, and consequently was subject to special tax treatments and was required to pay only certain taxes during its not-for-profit period. After the transformation to for-profit, FMU Group was subject to all applicable tax requirements as described below.

Notes to Combined Financial Statements (Continued)
Amounts in Brazilian Reais

Note 2. Significant Accounting Policies (Continued)

FMU Group records the amount of taxes payable or refundable for the current year. Income tax is prepared on a separate return basis. Deferred income tax assets and liabilities are recorded with respect to temporary differences in the accounting treatment of items for GAAP financial reporting purposes and for income tax purposes. Deferred tax assets and liabilities are measured using enacted tax rates in effect for the year in which those temporary differences are expected to be recovered or settled. The effect on deferred tax assets and liabilities of a change in tax rates is recognized in earnings in the period in which the new rate is enacted. Where, based on the weight of all available evidence, it is more likely than not that some portion of recorded deferred tax assets will not be realized, a valuation allowance is established for the amount that, in management's judgment, is sufficient to reduce the deferred tax asset to an amount that is more likely than not to be realized.

A tax position must meet a minimum probability threshold before a financial statement benefit is recognized. The minimum threshold is defined as a tax position that is more likely than not to be sustained upon examination by the applicable taxing authority, including resolution of any related appeals or litigation processes, based on the technical merits of the position and having full knowledge of all relevant information.

For additional information regarding income taxes and tax assets and liabilities, see Note 12—Income Taxes.

(p) Contingencies

Liabilities for loss contingencies arising from claims, assessments, litigation, fines, and penalties and other sources are recorded when it is probable that a liability has been incurred and the amount can be reasonably estimated. Legal costs incurred in connection with loss contingencies are expensed as incurred.

Note 3. Significant Risks and Uncertainties Including Business and Credit Concentrations

FMU Group activities expose it to market, credit, and liquidity risks.

Market Risk

Market risk is the risk that changes in market prices, such as interest rates, will affect FMU Group Combined Statements of Comprehensive Income. FMU Group incurs expenses due to fluctuations in interest rates that increase financial expenses related to loans and financing obtained in the market. FMU Group continues to monitor interest rates in order to assess the need to protect against the risk of volatility of these rates.

Credit Risk

Credit risk is the possibility that a loss may occur from the failure of another party to perform according to the terms of a contract. FMU Group is legally prevented from performing a credit analysis of their students. The financial statements at September 12, 2014 include a provision to cover possible losses on the realization of accounts receivable from students.

FMU Group limits its exposure to credit risk associated with banks and financial investments by investing in financial institutions highly recognized solvency.

Notes to Combined Financial Statements (Continued)
Amounts in Brazilian Reais

Note 3. Significant Risks and Uncertainties Including Business and Credit Concentrations (Continued)

Liquidity Risk

Liquidity risk is the risk that FMU Group does not have sufficient liquidity to meet its financial commitments due to the mismatch of terms or volume between receipts and payments of net proceeds.

On September 12, 2014, FMU Group had cash and cash equivalents of \$12,235,833 which, in conjunction with the funds generated by normal operations of FMU Group, are expected to be sufficient to meet its financial commitments.

Note 4. Accounts and Notes Receivable

For the period ended September 12, 2014 there were no sales of accounts receivable or notes receivable.

FMU Group's accounts receivables consist of receivables related to student tuition program and receivables related to the "Financing for Higher Education Studies" ("FIES"). The FIES is a program of the Ministry of Education in Brazil whose purpose is to finance the postsecondary education of students enrolled in private institutions. In accordance with current legislation, FMU Group receives from the Brazilian Fund for Education Development ("FNDE") the amounts financed by the FIES to the students.

The FIES Program targets students from low socio-economic backgrounds enrolled at private post-secondary institutions. Eligible students receive loans with below market interest rates that are required to be repaid after an 18-month grace period upon graduation. FIES pays the Company tax credits which can be used to pay certain federal taxes and social contributions. FIES repurchases excess credits for cash. As part of the FIES Program, the Company is obligated to pay 15% of any student default. The default obligation increases to 30% of any student default if the Company is not current with its federal taxes. FIES withholds between 1% and 3% of tuition paid to the Company to cover any potential student defaults ("holdback"). If the student pays 100% of their loan, the withheld amounts will be paid to the Company. The Company recognizes revenues net of the amounts withheld by FIES. FIES is 12% of revenues for the period ended September 12, 2014.

Beginning in February 2014, all new students that participate in FIES must also enroll in Fundo de Garantia de Operações de Crédito Educativo ("FGEDUC"). FGEDUC is a government fund that allows the Company to insure themselves for 90% (or 13.5% of 15%) of their losses related to student defaults under the FIES program. The cost of the program is 5.63% of a student's full tuition. Similar to FIES, the administrator withholds 5.63% of a student's full tuition as a guarantee by FGEDUC.

In December 2014, the Brazilian Ministry of Education ("MEC") along with FNDE, the agency that directly administers FIES in Brazil, announced several significant rule changes to the FIES program beginning in 2015. These changes limit the number of new participants and the amount spent on the program, and delay payments due to the post-secondary institutions. The first change implements a minimum score on the high school achievement exam in order to enroll in the program. The second change alters the schedule for the payment and repurchase of credits as well as limits the opportunities for post-secondary institutions to sell any unused credits such that there is a significant delay between the time the post-secondary institution provides the educational services to the students and the time it receives payment from the government for 2015. In addition to these new permanent rule changes, FNDE has implemented a policy for students' loan renewals for 2015, that provides that students may not finance an amount that is greater than 6.41% of the amount financed in the previous semester, regardless of any increases in tuition or in the number of courses in which the student is

Notes to Combined Financial Statements (Continued)

Amounts in Brazilian Reais

Note 4. Accounts and Notes Receivable (Continued)

enrolled. Moreover, the online enrollment and re-enrollment system that all post-secondary institutions and students must use to access the program has experienced numerous technical and programming faults that have also interfered with the enrollment and re-enrollment process. Numerous challenges to these changes and requests for judicial relief from the system faults have been filed in the Brazilian courts. Although there are reasonable grounds for them to be overturned in whole or in part, the program changes and systemic faults are expected to have an impact in 2015.

Delinquency is the primary indicator of credit quality for FMU Group's receivables. For receivables related to tuition programs, FMU Group records an allowance for doubtful accounts based on the aging of the receivable.

The activity in the allowance for doubtful accounts for the period ended September 12, 2014 is as follows:

	<u>September 12, 2014</u>
Allowance for doubtful accounts:	
Beginning balance	\$(29,060,198)
Reversals	2,007,000
Write Offs	16,013,740
Provisions	<u>(19,594,839)</u>
Ending balance	<u>\$(30,634,297)</u>

The combined financial statements for the period ended September 12, 2014 include a provision to cover expected losses on accounts receivable from students. No individual customer accounted for more than 5% of FMU Group's revenues or accounts receivable for the period ended September 12, 2014.

Note 5. Property and Equipment

As of September 12, 2014, the composition of property and equipment is shown below:

	<u>September 12, 2014</u>		
	<u>Cost</u>	<u>Accumulated Depreciation</u>	<u>Net Value</u>
Leasehold improvements	\$ 657,600	\$ —	\$ 657,600
Computer equipment	14,185,165	(11,585,940)	2,599,225
Vehicles	656,800	(496,215)	160,585
Furniture and equipment	22,382,693	(14,037,044)	8,345,649
Telecommunications equipment	1,021,174	(793,864)	227,310
Machinery, appliances and equipment	15,199,597	(11,390,622)	3,808,975
Installations	65,698,894	(53,063,125)	12,635,769
Library books	7,885,550	(5,968,534)	1,917,016
Software, brands and patents	20,658,978	<u>(17,782,638)</u>	2,876,340
Total	<u>\$148,346,451</u>	<u>\$(115,117,982)</u>	<u>\$33,228,469</u>

Notes to Combined Financial Statements (Continued)
Amounts in Brazilian Reais

Note 5. Property and Equipment (Continued)

The movement in property and equipment during the period ended September 12, 2014 is shown below:

<u>Cost</u>	<u>December 31, 2013</u>	<u>Additions</u>	<u>Disposals</u>	<u>September 12, 2014</u>
Leasehold improvements	\$ 657,600	\$ —	\$ —	\$ 657,600
Computer equipment	12,572,165	1,613,000	—	14,185,165
Vehicles	656,800	—	—	656,800
Furniture and equipment	18,774,693	3,608,000	—	22,382,693
Telecommunications equipment	1,021,174	—	—	1,021,174
Machinery, appliances and equipment	15,199,597	—	—	15,199,597
Installations	62,428,894	3,272,000	(2,000)	65,698,894
Library books	7,327,550	558,000	—	7,885,550
Software, brands and patents	19,837,848	821,130	—	20,658,978
Total	<u>\$138,476,321</u>	<u>\$9,872,130</u>	<u>\$(2,000)</u>	<u>\$148,346,451</u>
<u>Accumulated Depreciation</u>	<u>December 31, 2013</u>	<u>Additions</u>	<u>Disposals</u>	<u>September 12, 2014</u>
Computer equipment	\$ (11,413,617)	\$ (172,323)	\$—	\$ (11,585,940)
Vehicles	(427,761)	(68,454)	—	(496,215)
Furniture and equipment	(13,444,667)	(592,377)	—	(14,037,044)
Telecommunications equipment	(759,864)	(34,000)	—	(793,864)
Machinery, appliances and equipment	(10,566,364)	(824,258)	—	(11,390,622)
Installations	(51,723,958)	(1,339,167)	—	(53,063,125)
Library books	(5,751,924)	(216,610)	—	(5,968,534)
Software, brands and patents	(17,158,592)	(624,046)	—	(17,782,638)
Total	<u>\$(111,246,747)</u>	<u>\$(3,871,235)</u>	<u>\$—</u>	<u>\$(115,117,982)</u>

As of September 12, 2014, there was no need to record any provision for impairment of fixed assets.

Note 6. Assets Held for Sale

In November 2013 with the approval of owners, FMU Group pledged to sell some buildings located in Sao Paulo. Management expects these buildings will be sold by the end of the 2015 fiscal year. The delay in sale was due to the required legal documentation not having been submitted to the public register. Assets classified as held for sale amount to \$5,366,410.

Notes to Combined Financial Statements (Continued)
Amounts in Brazilian Reais

Note 7. Accrued Compensation and Benefits

Accrued compensation and payroll benefits consisted of the following:

	September 12, 2014
Salaries payable	\$18,088,960
Accrued vacation	15,999,347
Withholding taxes	9,965,158
Bonus	2,427,000
Other	230,036
Total	\$46,710,501

Note 8. Debt

Debt consisted of the following:

	September 12, 2014	
Local currency	Interest Rate	Outstanding Balance
Current liabilities		
Revolving line of credit(a)	22.53%p.a.	\$28,357,007
Working capital line of credit(b)	14.30%p.a.	16,573,203
Credit Agreement(c)	3.5% to 5%	2,184,448
Bank credit note	14.72%p.a.	227,969
Capital lease obligations(d)	17.18%p.a.	612,000
Others		237,890
Total Current liabilities		\$48,192,517
Non-current liabilities		
Capital lease obligations(d)	17.18%p.a.	1,224,000
Total		\$49,416,517

- (a) FMU Group entered into four revolving lines of credit agreements with Banco Safra S.A. for working capital purposes. Two lines of credit allow FMU Group to borrow up to \$8,000,000 respectively, the remaining two lines of credit do not have a maximum principal amount. Principal amounts under the revolving lines of credit of \$8,000,000 will be due and payable between November 2015 and January 2016, and the two lines of credit with no maximum principal amount in September and October, 2014. The lines of credit carry interest rates of 22.53%p.a.. FMU Group does not pay an annual commitment fee on the unused portion of the facility. The lines of credit are secured by the assets of FMU Group.
- (b) FMU Group also has short-term working capital lines of credit with Banco Santander (Brasil) S.A. which have been guaranteed by the directors and all mature within one year. Interest rates on the lines of credit are 14.30% p.a.
- (c) Refers to a short-term credit agreement with Banco Safra S.A. The terms of the agreement indicate FMU Group is advanced cash based on the level of its monthly receivables, subjected to interest rates varying from 3.5% to 5%.
- (d) Capital leases, primarily relating to real estate obligations, are included in debt and have been recorded using an interest rate of 17.18% p.a.. FMU Group has assets under capital leases of \$183,445 at September 12, 2014, net of accumulated depreciation. The depreciation expense for capital leases is recorded in general and administrative expenses.

Debt is accounted for at amortized cost which approximates its fair value.

Notes to Combined Financial Statements (Continued)
Amounts in Brazilian Reais

Note 8. Debt (Continued)

The movement in the balance of debt is shown below:

	<u>September 12, 2014</u>
Beginning balance	\$ 39,726,331
Funding	153,168,341
Accrued interest	10,386,265
Amortization	<u>(153,864,420)</u>
Total	<u>\$ 49,416,517</u>

Note 9. Taxes Payable, other than income

Taxes Payable, other than income includes amounts due from FMU Group to the Brazilian government which includes social security taxes, property taxes and withholding taxes and consist of the following:

	<u>September 12, 2014</u>
Tax installments—Federal tax(a)	\$ 95,857,973
Tax installments—Municipality tax (IPTU)(b)	30,333,546
Tax installments—Social contribution (INSS)(c)	10,169,561
Withholding taxes	10,537,072
Municipality tax (IPTU)	5,429,104
Other	<u>2,656,378</u>
Total	<u>\$154,983,634</u>
Current portion	\$ 42,010,584
Long-term portion	112,973,050
Total	<u>\$154,983,634</u>

- (a) Installment payments related to taxes withheld from third parties. These obligations were entered into the REFIS- IV, established by Law 11,941 / 11. Installment payments can be made in up to 160 monthly installments. As of September 12, 2014, there were 121 installments to be paid. The balance of installments payable is adjusted monthly by the Brazilian Central Bank's overnight interest rate.
- (b) The installment of property tax not collected is made up to 120 monthly installments, and as of September 12, 2014, there are 84 installments to be paid. The balance of installments payable is adjusted monthly by the Brazilian Central Bank's overnight interest rate.
- (c) Refers to installments of social security debts from the National Institute of Social Security, for the nonpayment of INSS incidents values on payroll. The installment payment is made in up to 60 monthly installments, remaining at September 12, 2014, 40 installments to be paid. The balance of installments payable is adjusted monthly by the Brazilian Central Bank's overnight interest rate.

Notes to Combined Financial Statements (Continued)
Amounts in Brazilian Reais

Note 10. Leases

FMU Group conducts a significant portion of its operations from leased facilities. These facilities include our corporate headquarters, other office locations, and many of FMU Group's higher education facilities. The terms of these operating leases vary and generally contain several renewal options. Some of the operating leases provide for increasing rents over the terms of the leases. FMU Group also leases certain equipment under noncancelable operating leases which are typically for terms of 60 months or less. Total rent expense under these leases is recognized ratably over the initial term of each lease. Any difference between the rent payment and the straight-line expense is recorded as an adjustment to the liability or as a prepaid asset.

Leases in which a significant portion of the risks and rewards of ownership are retained by the lessor are classified as operating leases. Payments made under operating leases (net of any incentives received from the lessor) are recognized in the Combined Statement of Operations on a straight line basis over the lease term.

The fixed asset leases in which FMU Group retains substantially all the risks and rewards of ownership are classified as capital leases. Capital leases are recorded as a financed purchase, recognizing at the beginning, a fixed asset and a financing liability (lease). Fixed assets acquired under capital leases are depreciated at the rates defined in Note 2(g).

At September 12, 2014, the gross amount of equipment and related accumulated depreciation recorded under capital leases were as follows:

	At September 12, 2014
Equipment	\$ 440,267
Less Accumulated Depreciation	(256,822)
Total	\$ 183,445

FMU Group has several operating leases for facilities in which it operates its business. The lease term of operating leases held with third parties range from one to ten years. Minimum rent payments under operating leases are recognized on a straight-line basis over the term of the lease including any periods of free rent. Rental expense for operating leases (except those with lease terms of a month or less that were not renewed) as of September 12, 2014 consisted of the following:

	At September 12, 2014
Minimum Lease Payments	\$45,297,676

Notes to Combined Financial Statements (Continued)
Amounts in Brazilian Reais

Note 10. Leases (Continued)

Future minimum lease payments under non-cancelable operating leases (with initial or remaining lease terms in excess of one year) as of September 12, 2014 are:

	September 12, 2014
	Operating Leases
Year ending December 31:	
2014	\$ 23,887,931
2015	76,776,000
2016	76,548,000
2017	64,748,000
2018	54,883,000
2019	52,548,000
Later years, through 2025	188,116,000
Total minimum lease payments	\$537,506,931

As part of the acquisition of FMU Group (Note 15), existing operating leases with related parties were renegotiated and new lease arrangements were executed. The lease terms commenced on September 12, 2014, with terms of 13 years and renewal options of four years. As a result, \$466,176,400 (the portion of lease agreements with related parties) of the above future minimum lease payments will not be made as the lease agreements will be terminated upon acquisition, and the revised future minimum lease payments related to the new lease agreements will be \$455,506,332 as of December 31, 2014.

Note 11. Contingencies

FMU Group is subject to legal actions arising in the ordinary course of business, and has recognized contingencies related to civil, labor and tax resulting from potential acts and operations that could be subject to assessment from Authorities.

As of September 12, 2014, FMU Group had the following liabilities related to contingencies:

	Tax	Labor and Civil	Total
December 31, 2013	244,902,008	2,984,304	247,886,312
Additions	19,805,000	290,000	20,095,000
Updates	12,520,342	—	12,520,342
Reversals	—	(1,565,741)	(1,565,741)
Payments	—	(562,000)	(562,000)
September 12, 2014	\$277,227,350	\$ 1,146,563	\$278,373,913

As of September 12, 2014, tax contingencies related to uncertain income tax positions in the amount of \$79,653,000 are presented in the balance sheet as non-current Income taxes payable. Tax contingencies related to taxes other-than-income tax, and labor and civil claims in the amount of

Notes to Combined Financial Statements (Continued)
Amounts in Brazilian Reais

Note 11. Contingencies (Continued)

\$197,574,350, \$757,000 and \$389,563 respectively, are presented as Other non-current liabilities for September 12, 2014.

FMU Group is party to legal proceedings and is exposed to risks of contingencies in tax, labor and civil categories. The ongoing lawsuits are being discussed at the administrative and judicial levels, which, when applicable, are supported by judicial deposits. The provisions for probable losses arising from these lawsuits and contingencies risks are estimated and updated by management, based on the support of external legal consultants.

Labor contingencies include the questioning of former employees linked to disputes over compensation amounts paid by FMU Group. Civil contingencies are related to lawsuits filed against FMU Group relating to claims for compensation for material and moral damages arising from undue collections, late issuance of diplomas, failure to return registration fees of holiday courses, etc. character problems operational and / or academic.

As of September 12, 2014, FMU Group has lawsuits involving risks of loss classified by management as possible, based on the opinion of its legal advisors, for which no reserve was recorded at the estimated total amount of \$12,101,991.

The figures for the corresponding judicial deposits to ongoing claims are recognized as other assets in non-current assets.

Note 12. Income Taxes

FMU Group's statutory tax rate is 34%. Significant components of the income tax (expense) benefit on earnings from continuing operations were as follows:

	<u>September 12, 2014</u>
Current	\$(2,723,707)
Contingencies	(7,616,904)
Deferred	<u>37,524,073</u>
Total income tax expense	<u>\$27,183,462</u>

Notes to Combined Financial Statements (Continued)
Amounts in Brazilian Reais

Note 12. Income Taxes (Continued)

Income tax benefit was \$27,183,462 for the period ended September 12, 2014, and differed from the amount computed by applying the Brazilian federal income tax and social contribution combined rate of 34% to pretax income (deemed income tax) as a result of the following:

	September 12, 2014	
Computed “expected” tax benefit	\$21,577,301	34%
Increase (reduction) in income taxes resulting from:		
Permanent differences	970,220	1%
Tax on not-for-profit period income/loss	2,133,626	3%
Tax incentive PROUNI	8,649,605	14%
Others	1,187	0%
Effect of uncertain income tax contingencies—Principal	(3,298,000)	(5%)
Effect of uncertain income tax contingencies—Interest and penalties	(2,850,477)	(4%)
Total	<u>\$27,183,462</u>	<u>43%</u>

FMU Group records interest and penalties related to uncertain income tax positions as a component of income tax expense. During the period ended September 12, 2014, FMU Group recognized interest and penalties related to income taxes of \$4,318,905.

PROUNI (“Programa Universidade para Todos” or “University for All” Program) is a government tax program, which encourages institutions to provide students financial assistance in the form of discounts in return for federal tax incentives. Eligibility for PROUNI is based on each student’s family monthly earnings. PROUNI is based on tuition discounts, and no funds are received by FMU Group nor the student from the federal government for the tuition discounts granted.

Significant components of deferred tax assets arising from continuing operations were as follows:

	September 12, 2014	
Deferred tax assets:		
Accounts and notes receivable principally due to allowance for doubtful accounts	\$ 6,898,190	
Deferred revenue	10,791,355	
Contingencies	9,868,701	
Tax provision and expenses	9,062,700	
Others	937,367	
Total deferred tax assets	<u>37,558,313</u>	
Deferred tax liabilities:		
Others	(34,240)	
Total deferred tax liabilities	<u>(34,240)</u>	
Net deferred tax assets	<u>\$37,524,073</u>	

As of September 12, 2014, FMU Group’s federal and municipal statutes are generally open back to 2009.

Notes to Combined Financial Statements (Continued)
Amounts in Brazilian Reais

Note 13. Related Party Transactions

Transactions between FMU Group and Owners

Transactions with related parties are as follows:

	September 12, 2014			
	FMU	ACE	UESP	Total
Non-current assets	\$ 2,950	\$ —	\$ —	\$ 2,950
Current liabilities				
Rent Payable	26,044,274	7,096,832	1,175,000	34,316,106
Capital contribution	100,000	129,000	3,200,000	3,429,000

Rent Payable

FMU Group leases from its owners 18 facilities which are used for administrative and academic purposes. The total rent expense for these facilities for the period ended September 12, 2014 was \$31,440,000. As of September 12, 2014, the balance payable for the leases totaled \$34,316,106. The amount of the rent payable is lower than the amount that would be offered to third-parties during a normal arm's-length-transaction.

Remuneration to Owners

For the period ended September 12, 2014, the Combined Statement of Operations includes salaries and in kind remunerations paid to owners in the amounts of \$6,222,000.

Note 14. Supplemental Cash Flow Information

Cash interest payments were \$14,171,395 for the period ended September 12, 2014. Net income tax cash payments were \$852,962 for the period ended September 12, 2014.

Note 15. Subsequent Events

FMU Group has evaluated subsequent events from the combined balance sheet date through September 23, 2015, the date at which the combined financial statements were available to be issued, and determined that there are no other items to disclose.

A previously noted, on September 12, 2014 through the purchase of 100% of its capital stock from Rede Internacional de Universidades Laureate Ltda. (“Rede”) and Business School Sao Paulo Ltda., FMU Group became a subsidiary of Laureate Educations, Inc.

In relation with the sale of FMU Group, and as of September 12, 2014, accounts payable included \$25 millions of accrued expenses related to consultancy expenses incurred in relation with the transaction.

SOCIEDADE EDUCACIONAL SUL-RIO-GRANDENSE LTDA.

Financial Statements

December 31, 2013 and 2012

Independent Auditors' Report

To the board of directors and quotaholders
Sociedade Educacional Sul-Rio-Grandense Ltda.

We have audited the accompanying financial statements of Sociedade Educacional Sul-Rio-Grandense Ltda., which comprise the balance sheet as of December 31, 2013 and 2012, and the related statements of income, quotaholders' equity and cash flows for each of the two years ended December 31, 2013.

Management's Responsibility for the Financial Statements

Management is responsible for the preparation and fair presentation of the financial statements in accordance with accounting principles generally accepted in the United States of America; this includes the design, implementation, and maintenance of internal control relevant to the preparation and fair presentation of financial statements that are free from material misstatement, whether due to fraud or error.

Auditor's Responsibility

Our responsibility is to express an opinion on the financial statements based on our audit. We conducted our audit in accordance with auditing standards generally accepted in the United States of America. Those standards require that we plan and perform the audit to obtain reasonable assurance about whether the financial statements are free from material misstatement.

An audit involves performing procedures to obtain audit evidence about the amounts and disclosures in the financial statements. The procedures selected depend on our judgment, including the assessment of the risks of material misstatement of the financial statements, whether due to fraud or error. In making those risk assessments, we consider internal control relevant to the Company's preparation and fair presentation of the financial statements in order to design audit procedures that are appropriate in the circumstances, but not for the purpose of expressing an opinion on the effectiveness of the Company's internal control. Accordingly, we express no such opinion. An audit also includes evaluating the appropriateness of accounting policies used and the reasonableness of significant accounting estimates made by management, as well as evaluating the overall presentation of the financial statements. We believe that the audit evidence we have obtained is sufficient and appropriate to provide a basis for our audit opinion.

Opinion

In our opinion, the financial statements referred to above present fairly, in all material respects, the financial position of Sociedade Educacional Sul-Rio-Grandense Ltda. at December 31, 2013 and 2012, and the results of their operations and their cash flows for each of the two years ended December 31, 2013 in accordance with accounting principles generally accepted in the United States of America.

/s/ PricewaterhouseCoopers

PricewaterhouseCoopers Auditores Independentes

Porto Alegre, RS, Brazil
September 28, 2015

SOCIEDADE EDUCACIONAL SUL-RIO-GRANDENSE LTDA.
STATEMENTS OF OPERATIONS
FOR THE YEARS ENDED DECEMBER 31, 2013 AND 2012
(amounts in Brazilian Reais)

	December 31,	
	2013	2012
Revenues	\$ 22,946,271	\$ 25,146,552
Costs and expenses:		
Direct costs	(15,427,519)	(16,851,291)
General & administrative expenses	(3,361,846)	(3,552,377)
Gain from distribution of assets	90,357,900	—
Operating income	94,514,806	4,742,884
Interest income	7,545,011	13,073,465
Interest Expense	(404,319)	(103,499)
Income from before income taxes	101,655,498	17,712,850
Income tax expense	(4,689,900)	(7,877,165)
Net income	\$ 96,965,598	\$ 9,835,685

The accompanying notes are an integral part of these financial statements.

SOCIEDADE EDUCACIONAL SUL-RIO-GRANDENSE LTDA.
BALANCE SHEETS
AS OF DECEMBER 31, 2013 AND 2012
(amounts in Brazilian Reais)

	December 31,	
	2013	2012
Assets		
Current Assets:		
Cash and cash equivalents	\$ 56,385,598	\$131,033,482
Receivables:		
Accounts and notes receivable	6,291,730	6,607,190
Allowance for doubtful accounts	(4,652,016)	(4,893,407)
Receivables, net	1,639,714	1,713,783
Prepaid expenses and other current assets	249,555	15,963
Total current assets	58,274,867	132,763,228
Property and equipment:		
Land	—	4,917,222
Buildings	—	27,303,717
Furniture, computer equipment and software	8,553,520	8,337,113
Accumulated depreciation and amortization	(6,035,619)	(13,694,802)
Property and equipment, net	2,517,901	26,863,250
Deferred income Taxes	5,990,188	5,165,377
Total Assets	\$ 66,782,956	\$164,791,855
Liabilities and Stockholder's Equity		
Current Liabilities:		
Accounts payable	\$ 117,809	\$ 74,143
Accounts payable to quotaholders	52,244,000	—
Accrued expenses	367,886	8,685,884
Accrued compensation and benefits	1,081,186	1,069,051
Deferred revenue and student deposits	157,132	127,499
Income taxes payable	19,931,616	18,790,375
Other current liabilities	1,990,552	1,877,238
Total current liabilities	75,890,181	30,624,190
Other long-term liabilities	8,609,835	7,852,793
Total Liabilities	84,500,016	38,476,983
Quotaholders' equity:		
Common stock (par value \$1.00 per share; authorized—100,000 quotas; issued and outstanding quotas of 100,000 as of December 31, 2013 and 100,000 as of December 31, 2012)	100,000	100,000
Retained Earnings/(Accumulated deficit)	(17,817,060)	126,214,872
Total quotaholders' equity	(17,717,060)	126,314,872
Total liabilities and Quotaholders' Equity	\$ 66,782,956	\$164,791,855

The accompanying notes are an integral part of these financial statements.

SOCIEDADE EDUCACIONAL SUL-RIO-GRANDENSE LTDA.
STATEMENTS OF QUOTAHOLDER'S EQUITY
FOR THE YEARS ENDED DECEMBER 31, 2013 AND 2012
(amounts in Brazilian Reais)

	Common Stock	Retained Earnings	Total quotaholders' equity
Balance as of December 31, 2011	\$ —	\$ 116,379,187	\$ 116,379,187
Capital Contribution	100,000	—	100,000
Net income	—	9,835,685	9,835,685
Balance as of December 31, 2012	<u>100,000</u>	<u>126,214,872</u>	<u>126,314,872</u>
Dividends distribution	—	(75,476,171)	(75,476,171)
Distribution of assets (spin-off)	—	(165,988,000)	(165,988,000)
Others	—	466,641	466,641
Net income	—	96,965,598	96,965,598
Balance as of December 31, 2013	<u>\$100,000</u>	<u>\$ (17,817,060)</u>	<u>\$ (17,717,060)</u>

The accompanying notes are an integral part of these financial statements.

SOCIEDADE EDUCACIONAL SUL-RIO-GRANDENSE LTDA.
STATEMENTS OF COMPREHENSIVE INCOME
FOR THE YEARS ENDED DECEMBER 31, 2013 AND 2012
(amounts in Brazilian Reais)

	For the years ended December 31,	
	2013	2012
Net income	\$96,965,598	\$9,835,685
Other comprehensive (loss) income	—	—
Total other comprehensive (loss) income	—	—
Comprehensive income attributable to Sociedade Educacional Sul-Rio-Grandense LTDA.	\$96,965,598	\$9,835,685

The accompanying notes are an integral part of these financial statements.

SOCIEDADE EDUCACIONAL SUL-RIO-GRANDENSE LTDA.
STATEMENTS OF CASH FLOWS
FOR THE YEARS DECEMBER 31, 2013 AND 2012
(amounts in Brazilian Reais)

	For the years ended December 31,	
	2013	2012
Cash flows from operating activities		
Net income	\$ 96,965,598	\$ 9,835,685
Adjustments to reconcile net income to net cash provided by (used in) operating activities:		
Depreciation and amortization	1,577,545	1,734,681
Rent expense	466,641	—
Gain from distribution of assets	(90,357,900)	—
Bad debt expense	(241,391)	1,081,491
Deferred income taxes	(824,811)	(1,862,378)
Non-cash loss from income tax contingencies	—	8,220,466
Non-cash loss from non-income tax contingencies	870,356	2,128,217
Change in operating assets and liabilities:		
Receivables	315,460	429,903
Prepaid expenses and other assets	(233,593)	57,745
Accounts payable and accrued expenses	(8,262,197)	8,389,986
Increase in income tax payable	1,141,241	(53,518,709)
Deferred revenue and student deposits	29,633	92,995
Net cash provided by (used in) operating activities of continuing operations	1,446,582	(23,409,918)
Cash flows from investing activities		
Purchase of property and equipment	(618,295)	—
Proceeds from sale of property and equipment	—	(591,328)
Net cash used in investing activities of continuing operations	(618,295)	(591,328)
Cash flows from financing activities		
Dividends paid	(75,476,171)	—
Capital contribution	—	100,000
Net cash provided used in (provide by) financing activities of continuing operations	(75,476,171)	100,000
Net change in cash and cash equivalents	(74,647,884)	23,901,246
Cash and cash equivalents at beginning of period	131,033,482	154,934,728
Cash and cash equivalents at end of period	\$ 56,385,598	\$131,033,482

The accompanying notes are an integral part of these financial statements.

SOCIEDADE EDUCACIONAL SUL-RIO-GRANDENSE LTDA.

Notes to Financial Statements

December 31, 2013 and 2012

Amounts in Brazilian Reais

Note 1. Description of Business

The SOCIEDADE EDUCACIONAL SUL-RIO-GRANDENSE LTDA. (“FAPA” or “the Company”), a limited company, provides higher education programs and services to students in Porto Alegre, Brazil.

On November 22, 2013, the Company made an asset distribution to two new entities owned by FAPA's quotaholders. The land and buildings in which FAPA provides services were the spun off its balance sheet as of this date (refer to Note 5 Spin-off).

On October 1, 2012, the Secretaria da Receita Federal do Brazil, Brazilian internal revenue services, revoked the Company's “tax immunity” status due to the violation of federal law 9,532/97 requirements. Therefore, from October 2012, the Company was required to pay all taxes. As a result, in October 2012, the Company changed its judicial nature from a non-profit to a for-profit entity. The for-profit entity was formed with capital stock of \$100,000. These Financial Statements are prepared based on standards applicable to for-profit companies. These financial statements are prepared under the presumption that the Company will be able to continue as a going concern. As of December 31, 2013 the Company presents an equity deficit amounting to \$17,717,060 mainly due to the impact of the accounting of the spin-off of assets (refer to Note 5 Spin-off) at fair value as well as the dividend distribution. As of December 31, 2013, the Company presents a negative working capital balance of \$17,615,314 which is primarily due to the impact of accounts payable to quotaholders (refer to Note 5 Spin-off). The Company has a positive operating cash flow, and the negative working capital and equity deficit does not impact the ability of the Company to realize its assets and to meet its obligations in the ordinary course of business.

The financial statements have been prepared for the purpose of complying with Rule 3-05 of Regulation S-X of the Securities and Exchange Commission.

Note 2. Significant Accounting Policies

The preparation of financial statements in conformity with accounting principles generally accepted in the United States (US GAAP) requires management to make estimates and assumptions that affect the reported amounts of assets and liabilities and disclosure of contingent assets and liabilities at the date of the financial statements and the reported amounts of revenues and expenses during the reporting period. Actual results could differ from those estimates. Significant items subject to such estimates and assumptions include the allowance for doubtful accounts, useful lives of fixed assets, and provisions for civil and labor risks and tax contingencies.

(a) Functional Currency

The functional currency is the currency of the economic environment in which a company primarily does business. The Brazilian Real is the functional currency of the Company and its financial statements are presented in its functional currency.

SOCIEDADE EDUCACIONAL SUL-RIO-GRANDENSE LTDA.

Notes to Financial Statements (Continued)

December 31, 2013 and 2012

Amounts in Brazilian Reais

Note 2. Significant Accounting Policies (Continued)

The Company does not have any transactions in currencies different from its functional currency.

(Unaudited)				
<u>Fiscal Year Ended or Ending Dec 31,</u>	<u>At End of Period</u> (R\$ per \$1.00)	<u>Average (of month- end rates)</u>	<u>High</u>	<u>Low</u>
2009	0.57	0.57	0.59	0.41
2010	0.60	0.59	0.60	0.53
2011	0.54	0.54	0.65	0.53
2012	0.49	0.48	0.59	0.47
2013	0.42	0.43	0.51	0.41

(b) Cash and Cash Equivalents

The Company considers all highly liquid investments that are purchased with an original maturity of three months or less to be cash equivalents.

(c) Financial Instruments

FAPA's financial instruments consist of cash and cash equivalents, accounts and notes receivable, other receivables and accounts payables. The fair value of these financial instruments approximates their carrying amounts reported in the Balance Sheet.

The Company's cash accounts are maintained with high-quality financial institutions with a significant concentration in two institutions: Banco Santander and Banco Safra.

The Company accounts receivable are not concentrated with any one significant customer.

(d) Accounts and Notes Receivable

The Company recognizes receivables when an academic session begins, although students generally enroll in courses prior to the start of the academic session. Receivables are recognized only to the extent that amounts are due and collection is reasonably assured.

(e) Allowance for Doubtful Accounts

FAPA records an allowance for doubtful accounts to reduce its receivables to their net realizable value. The Company's allowance estimation methodology is based on the age of the receivables, the status of past-due amounts, historical collection trends, current economic conditions, and student enrollment status. Receivables deemed to be uncollectible are written-off against the allowance for doubtful accounts. In the event that current collection trends differ from historical trends, an adjustment is made to the allowance account and bad debt expense.

SOCIEDADE EDUCACIONAL SUL-RIO-GRANDENSE LTDA.

Notes to Financial Statements (Continued)

December 31, 2013 and 2012

Amounts in Brazilian Reais

Note 2. Significant Accounting Policies (Continued)

(f) Property and Equipment, and Leased Assets

Property and equipment includes land, buildings, furniture, computer equipment and software. FAPA records property and equipment at cost less accumulated depreciation and amortization. Repairs and maintenance costs are expensed as incurred.

FAPA analyzes each lease agreement entered to determine whether it should be classified as a capital or an operating lease. The Company recognize operating lease rent expense on a straight-line basis over the expected term of each lease.

Depreciation is recorded on a straight-line basis over the estimated useful lives of the assets. Total depreciation for the years ended December 31, 2013 and 2012 was \$1,577,545 and \$1,734,681, respectively, which was entirely recorded as direct costs in each year.

Depreciation and amortization periods are as follows:

Buildings	25
Furniture, computer equipment and software	5 - 10

(g) Direct Costs

Direct costs reported on the Statement of Operations represent the cost of operations, including labor costs, and depreciation and amortization expense.

(h) Long-lived Assets

Long-lived assets, are reviewed for impairment whenever events or changes in circumstances indicate that the carrying amount of an asset or group of assets may not be fully recoverable. These events or changes in circumstances may include, but are not limited to, a significant deterioration of operating results, a change in regulatory environment, changes in business plans, or adverse changes in anticipated future cash flows. If an impairment indicator is present, the Company evaluates recoverability by a comparison of the carrying amount of the assets to future undiscounted net cash flows expected to result from the use and eventual disposition of the assets. If the assets are determined to be impaired, the impairment recognized is the excess of the carrying amount over the fair value of the assets. Fair value is generally determined by the discounted cash flow method. The discount rate used in any estimate of discounted cash flows is the rate commensurate with a similar investment of similar risk.

(i) Revenue Recognition

Revenues are recognized when the amount can be reliably measured and the economic benefits will flow to the Company. The Company's revenues primarily consist of tuition and educational service revenues. Revenues are reported net of discounts, rebates, taxes, grants or scholarships awarded.

Revenues are not recognized if there are significant uncertainties regarding realization. Revenues from tuition are recognized on a straight-line basis over the academic session.

SOCIEDADE EDUCACIONAL SUL-RIO-GRANDENSE LTDA.

Notes to Financial Statements (Continued)

December 31, 2013 and 2012

Amounts in Brazilian Reais

Note 2. Significant Accounting Policies (Continued)

Deferred revenue and student deposits on the Balance Sheet consist of tuition paid prior to the start of academic sessions and unearned tuition amounts recorded as accounts receivable after an academic session begins. If a student withdraws from an institution, the Company's obligation to issue a refund depends on the refund policy and the timing of the student's withdrawal. Generally, the Company's refund obligations are reduced over the course of the academic term. FAPA records refunds as a reduction of deferred revenue and student deposits, as applicable.

The following table shows the components of Revenues of total net revenue for the periods presented:

	For the years ended December 31,	
	2013	2012
Tuition and educational services	\$24,184,262	\$25,321,223
Other	897,892	443,350
Gross revenue	25,082,154	25,764,573
Less: Discounts / waivers / scholarships	(73,046)	(123,351)
Less: Taxes on sales	(2,062,837)	(494,670)
Total	<u>\$22,946,271</u>	<u>\$25,146,552</u>

(j) Fair Value Measurements

The Company utilizes valuation techniques that maximize the use of observable inputs and minimize the use of unobservable inputs to the extent possible. The Company determines fair value based on assumptions that market participants would use in pricing an asset or liability in the principal or most advantageous market. When considering market participant assumptions in fair value measurements, the following fair value hierarchy distinguishes between observable and unobservable inputs, which are categorized in one of the following levels:

- Level 1 Inputs: Unadjusted quoted prices in active markets for identical assets or liabilities accessible to the reporting entity at the measurement date.
- Level 2 Inputs: Other than quoted prices included in Level 1 inputs that are observable for the asset or liability, either directly or indirectly, for substantially the full term of the asset or liability.
- Level 3 Inputs: Unobservable inputs for the asset or liability used to measure fair value to the extent that observable inputs are not available, thereby allowing for situations in which there is little, if any, market activity for the asset or liability at measurement date.

These levels are not necessarily an indication of the risk of liquidity associated with the financial assets or liabilities disclosed. Assets and liabilities are classified in their entirety based on the lowest level of input that is significant to the fair value measurement, as required under ASC 820-10.

SOCIEDADE EDUCACIONAL SUL-RIO-GRANDENSE LTDA.

Notes to Financial Statements (Continued)

December 31, 2013 and 2012

Amounts in Brazilian Reais

Note 2. Significant Accounting Policies (Continued)

The carrying amounts of cash and cash equivalents, accounts and notes receivable, other assets, accounts payable, and accrued expenses are a reasonable estimate of their fair values, as per the level 1 hierarchy, due to their short-term nature. There are no other fair value levels in FAPA's Financial Statements.

(k) Advertising

The Company expenses advertising costs as incurred. Advertising expenses were \$228,043 and \$249,339 for the years ended December 31, 2013 and 2012, respectively, and are recorded in direct costs in the Statements of Operations.

(l) Income Taxes

The Company records the amount of taxes payable or refundable for the current year. Deferred income tax assets and liabilities are recorded with respect to temporary differences in the accounting treatment of items for GAAP financial reporting purposes and for income tax purposes. Deferred tax assets and liabilities are measured using enacted tax rates in effect for the year in which those temporary differences are expected to be recovered or settled. The effect on deferred tax assets and liabilities of a change in tax rates is recognized in earnings in the period in which the new rate is enacted. Where, based on the weight of all available evidence, it is more likely than not that some portion of recorded deferred tax assets will not be realized, a valuation allowance is established for the amount that, in management's judgment, is sufficient to reduce the deferred tax asset to an amount that is more likely than not to be realized.

A tax position must meet a minimum probability threshold before a financial statement benefit is recognized. The minimum threshold is defined as a tax position that is more likely than not to be sustained upon examination by the applicable taxing authority, including resolution of any related appeals or litigation processes, based on the technical merits of the position and having full knowledge of all relevant information.

(m) Contingencies

Liabilities for loss contingencies arising from claims, assessments, litigation, fines, and penalties and other sources are recorded when it is probable that a liability has been incurred and the amount can be reasonably estimated. Legal costs incurred in connection with loss contingencies are expensed as incurred.

Note 3. Significant Risks and Uncertainties Including Business and Credit Concentrations

The Company's activities expose it to credit and liquidity risks.

Credit Risk

The financial statements at December 31, 2013 and 2012 include a provision to cover possible losses on accounts receivable from students. No single customer accounted for more than 5% of the Company's revenues in 2013 or 2012, or accounts receivable at December 31, 2013 or 2012.

SOCIEDADE EDUCACIONAL SUL-RIO-GRANDENSE LTDA.

Notes to Financial Statements (Continued)

December 31, 2013 and 2012

Amounts in Brazilian Reais

Note 3. Significant Risks and Uncertainties Including Business and Credit Concentrations (Continued)

The Company limits its exposure to credit risk associated with banks and financial investments by investing in financial institutions highly recognized solvency and prestige.

Liquidity Risk

Liquidity risk is the risk that the Company does not have sufficient liquidity to meet its financial commitments, due to the mismatch of terms or volume between receipts and payments net proceeds.

To manage liquidity of cash, assumptions of future disbursements and receipts, which are monitored daily by the Finance Department are established.

On December 31, 2013 and 2012, the Group had cash and cash equivalents of \$51,901 and \$56,333,697, and \$155,463 and \$130,878,019, respectively. Cash and cash equivalents along with funds generated by normal operations of the Company are expected to be sufficient to manage liquidity risk.

Note 4. Accounts and Notes Receivable

The recorded amount in notes receivable for which an impairment has been recognized and the related allowance for doubtful accounts at December 31, 2013 and 2012 were \$4,652,016 and \$4,893,407 respectively. There was no interest income recognized on the impaired notes receivable during 2013 and 2012. For the years ended December 31, 2013 and 2012, there were no sales of notes receivable.

The Company's accounts receivables consist of receivables related to student tuition and receivables related to the "Financing for Higher Education Studies" ("FIES"). FIES is a program whose purpose is to finance the postsecondary education of students enrolled in private institutions. In accordance with current legislation, the Company receives from the Brazilian Fund for Education Development ("FNDE") the amounts financed by the students in FIES.

The FIES Program targets students from low socio-economic backgrounds enrolled at private post-secondary institutions. Eligible students receive loans with below market interest rates that are required to be repaid after an 18-month grace period upon graduation. FIES pays the Company tax credits which can be used to pay certain federal taxes and social contributions. FIES repurchases excess credits for cash. As part of the FIES Program, the Company is obligated to pay 15% of any student default. The default obligation increases to 30% of any student default if the Company is not current with its federal taxes. FIES withholds between 1% and 3% of tuition paid to the Company to cover any potential student defaults ("holdback"). If the student pays 100% of their loan, the withheld amounts will be paid to the Company. The Company recognizes revenues net of the amounts withheld by FIES. FIES is 8% and 9% of revenues for the years ended December 31, 2013 and December 31, 2012 respectively.

Delinquency is the primary indicator of credit quality for the Company's receivables. For receivables related to tuition programs, the Company records an allowance for doubtful accounts based on the aging of the receivable.

SOCIEDADE EDUCACIONAL SUL-RIO-GRANDENSE LTDA.

Notes to Financial Statements (Continued)

December 31, 2013 and 2012

Amounts in Brazilian Reais

Note 4. Accounts and Notes Receivable (Continued)

The activity in the allowance for doubtful accounts for the years ended December 31, 2013 and 2012 is as follows:

	December 31,	
	2013	2012
Allowance for doubtful accounts:		
Beginning balance	\$(4,893,407)	\$(3,811,916)
Write-offs	—	—
Recoveries	655,710	—
Provision	(414,319)	(1,081,491)
Ending balance	<u>\$(4,652,016)</u>	<u>\$(4,893,407)</u>

Note 5. Spin-off

On November 22, 2013, the Company made distributions to various quotaholders in the form of cash and assets in the amount of \$75,630,100. The company made an asset distribution to two new entities owned by FAPA's quotaholders, SFS Assesoria e Consultoria S/S LTDA. and Sociedade Portogalegrense de Pesquina Educacional LTDA. The assets distributed included (1) land and buildings in which FAPA provides services and with a net book value of \$23,386,100 as of the spinoff date and (2) cash in the amount of \$52,244,000 (refer to Note 9 Related Parties).

In accordance with GAAP, the spinoff represents a non-reciprocal transfer which is required to be accounted at fair value. FAPA recognized a gain in the amount of \$90,357,900 for the difference between the fair value and the historical cost as disclosed below:

Historical net book value of lands and buildings distributed	\$ 23,386,100
Gain recognized in the income statement	<u>90,357,900</u>
Fair Value of lands and buildings distributed	\$113,744,000
Accounts payable to quotaholders	<u>52,244,000</u>
Total assets distributed (spin-off)	<u>\$165,988,000</u>

From November 22, 2013 to December 31, 2013, without entering into a lease agreement or transferring any consideration to the owners, FAPA continued utilizing the spinoff assets without transferring any consideration to the new owners. This was considered expenses paid by the quotaholders on behalf of the Company. FAPA recognized rent expense of \$466,641 and a related capital contribution (included as "Others" in the Statement of Quotaholder's Equity).

Note 6. Commitments

On July 2014, the Company signed a lease agreement related to the distributed assets with a prospective date (refer to Note 5), as such, the Company has no significant commitments as of year-end December 31, 2013 and 2012.

SOCIEDADE EDUCACIONAL SUL-RIO-GRANDENSE LTDA.

Notes to Financial Statements (Continued)

December 31, 2013 and 2012

Amounts in Brazilian Reais

Note 7. Contingencies

The Company is subject to legal actions arising in the ordinary course of its business. In management's opinion, they have adequate legal defenses and/or accrued liabilities with respect to the eventuality of such actions. FAPA does not believe that any settlement would have a material impact on its Financial Statements.

Other Current and Long-Term Liabilities

Included in Other Current and Long-Term Liabilities there are provisions for tax contingencies related to federal and municipal taxes, and are mainly tax risks related to taxes on income and financial transactions from tax positions and which are subject to the assessment of tax authorities. These provisions amounted to \$10,600,387 and \$9,730,031, respectively.

Note 8. Income Taxes

As of December 31, 2013 and 2012, FAPA has accounted for income tax payable amounting to \$19,931,616 and \$18,790,375, respectively, related to the loss of its "tax immunity". In August 22, 2014, FAPA entered the REFIS program, a government tax amnesty program and paid \$17,825,044 to settle these payables.

The significant components of the income tax expense are as follows:

	<u>December 31,</u>	
	<u>2013</u>	<u>2012</u>
Current	\$(4,373,469)	\$(1,519,077)
Contingencies	(1,141,242)	(8,220,466)
Deferred	824,811	1,862,378
Total income tax expense	<u>\$(4,689,900)</u>	<u>\$(7,877,165)</u>

Income tax expense was \$4,689,900 for the year ended December 31, 2013, and differed from the amount computed by applying the Brazilian federal income tax and social contribution combined rate of 34% to pretax income (deemed income tax) as a result of the following:

	<u>December 31,</u>
	<u>2013</u>
Computed "expected" tax expense	\$(34,562,869)
Increase (reduction) in income taxes resulting from:	
Permanent differences	
Non-taxable gain on revaluation of assets to fair value	30,721,686
Interest and penalties	(1,141,242)
Other	292,525
Total income tax expense	<u>\$ (4,689,900)</u>

Income tax expense was \$7,877,165 for the year ended December 31, 2012, and it differs from the amount computed by applying the Brazilian federal income tax rate of 34% to pretax income as a

SOCIEDADE EDUCACIONAL SUL-RIO-GRANDENSE LTDA.

Notes to Financial Statements (Continued)

December 31, 2013 and 2012

Amounts in Brazilian Reais

Note 8. Income Taxes (Continued)

result of the adherence of the Company to the “Lucro Presumido Program” by which the income tax expense is calculated by applying a rate of 32% on revenues (deemed income tax). In addition, as mentioned above, FAPA was a not for profit entity from January 1 to October 1, 2012 which led to additional variances.

The tax effects of temporary differences that give rise to significant portions of the deferred tax assets and deferred tax liabilities at December 31, 2013 and 2012 are presented below:

	December 31,	
	2013	2012
Deferred tax assets:		
Accounts and notes receivable principally due to allowance for doubtful accounts	\$ 508,575	\$ 367,707
Contingencies	5,481,613	4,797,670
Net deferred tax assets	\$5,990,188	\$5,165,377

The Company records interest and penalties related to uncertain tax positions as a component of Income tax expense. During the years ended December 31, 2013 and 2012, the Company recognized interest and penalties related to income taxes of \$1,141,242 and \$2,267,875, respectively.

As of December 31, 2013, FAPA's federal and municipal statutes are generally open back to 2009.

Note 9. Employer Benefit Plans

The Company sponsors a defined contribution plan for all of its employees. FAPA makes annual contributions to the plan between 50% to 95% of the participant's contribution in accordance with the years of work.

The following table summarizes employer contributions during 2013 and 2012:

	Pension Plan	
	2013	2012
Employer contribution	\$32,877	\$35,374

Note 10. Related Party Transactions

Transactions between FAPA and Quotaholders

On November 22, 2013, the Company's quotaholders approved a distribution by which land and buildings with a net book value of \$23,386,100 were distributed to SFS Assesoria and Sociedade P. Pesquisa and cash for \$52,244,000 approved to be distributed. As of December 31, 2013, FAPA has not settled this obligation and \$52,244,000 is included in the line item of Accounts Payable to Quotaholders in the Balance Sheet (refer to Note 5 Spinoff).

SOCIEDADE EDUCACIONAL SUL-RIO-GRANDENSE LTDA.

Notes to Financial Statements (Continued)

December 31, 2013 and 2012

Amounts in Brazilian Reais

Note 10. Related Party Transactions (Continued)

As of December 31, 2013 and 2012, the Income Statement includes salaries paid to quotaholders in the amounts of \$553,785 and \$118,509, respectively.

Also, during 2013 and 2012, the Company received services related to the collection of outstanding receivables from students from Educredito Gestao e Recuperacao de Ativos Educacionais LTDA., an entity partially owned by a quotaholder's relative. Educredito retains the interest on the payments collected from students as service fees.

Note 11. Supplemental Cash Flow Information

Net income tax cash payments were \$4,039,307 and \$0 for the years ended December 31, 2013 and 2012, respectively.

The distribution of assets (refer to Note 5) represents a non-cash flow transactions as of December 31, 2013 for the land and buildings transferred.

The cash obligation of \$52,244,000 (refer to Note 9) represents a non-cash flow transaction as of December 31, 2013. It is a transaction that affected Equity and Accounts Payable and because of this is not presented in the Cash Flow Statement.

Note 12. Subsequent Events

The Company has evaluated subsequent events from the balance sheet date through September 28, 2015, the date at which the financial statements were available to be issued, and determined that there are no other items to disclose.

On January 30, 2014 and July 4th, 2014, the Company settled the account payable to the Sellers amounting to 52,244,000 (refer to notes 5 and 9) by paying in cash \$13 million and \$39,244,000, respectively in each date.

On August 12, 2014, Laureate Educations, Inc. acquired FAPA. The total purchase price was \$9,361,556, and was paid in form of two seller notes with a total discounted present value of approximately \$6,250,802, plus an additional deferred payment of approximately \$3,110,754.

35,000,000 Shares

Laureate Education, Inc.

Class A Common Stock



Credit Suisse

Morgan Stanley

Barclays

Macquarie Capital

J.P. Morgan

BMO Capital Markets

Citigroup

Goldman, Sachs & Co.

Baird

Barrington Research

Piper Jaffray

Stifel

William Blair

Bradesco BBI

BTG Pactual
