

424B4 1 d400510d424b4.htm 424B4

[Table of Contents](#)

**Filed Pursuant to Rule 424(b)(4)  
Registration No. 333-221014**



8,000,000 Shares

# STITCH FIX

Class A Common Stock

This is an initial public offering of shares of Class A common stock of Stitch Fix, Inc. We are offering 8,000,000 shares of our Class A common stock.

Prior to this offering, there has been no public market for our Class A common stock. The initial public offering price is \$15.00 per share. Our Class A common stock has been approved for listing on the Nasdaq Global Select Market under the symbol "SFIX".

We have two classes of common stock: Class A common stock and Class B common stock. The rights of the holders of Class A common stock and Class B common stock are identical, except with respect to voting, conversion and transfer rights. Each share of Class A common stock is entitled to one vote. Each share of Class B common stock is entitled to ten votes and is convertible at any time into one share of Class A common stock. All shares of our capital stock outstanding immediately prior to this offering, including all shares held by our executive officers, directors and their respective affiliates, and all shares issuable on the conversion of our outstanding preferred stock, will be reclassified into shares of our Class B common stock immediately prior to the completion of this offering. The holders of our outstanding Class B common stock will hold approximately 99.1% of the voting power of our outstanding capital stock immediately following this offering.

We are an "emerging growth company" as defined under the federal securities laws and, as such, we have elected to comply with certain reduced reporting requirements for this prospectus and may elect to do so in future filings.

See "Risk Factors" beginning on page 14 to read about factors you should consider before buying our Class A common stock.

Neither the Securities and Exchange Commission nor any other regulatory body has approved or disapproved of these securities or passed upon the accuracy or adequacy of this prospectus. Any representation to the contrary is a criminal offense.

	Per Share	Total
Initial public offering price	\$ 15.00	\$120,000,000
Underwriting discount <sup>(1)</sup>	\$ 0.7763	\$ 6,210,000
Proceeds, before expenses, to us	\$14.2237	\$113,790,000

(1) See the section titled "Underwriting" for additional information regarding compensation payable to the underwriters.

To the extent that the underwriters sell more than 8,000,000 shares of Class A common stock, the underwriters have the option to purchase up to an additional 1,200,000 shares of Class A common stock from us at the initial public offering price less the underwriting discount.

The underwriters expect to deliver the shares against payment in New York, New York on November 21, 2017.

**Goldman Sachs & Co. LLC**

**Barclays**

**Piper Jaffray**

**Stifel**

**J.P. Morgan**

**RBC Capital Markets**

**William Blair**

Prospectus dated November 16, 2017.

8,000,000 Shares Class A Common Stock. This is an initial public offering of shares of Class A common stock of Stitch Fix, Inc. We are offering 8,000,000 shares of our Class A common stock. Prior to this offering, there has been no public market for our Class A common stock. The initial public offering price is \$15.00 per share. Our Class A common stock has been approved for listing on the Nasdaq Global Select Market under the symbol "SFIX". We have two classes of common stock: Class A common stock and Class B common stock. The rights of the holders of Class A common stock and Class B common stock are identical, except with respect to voting, conversion and transfer rights. Each share of Class A common stock is entitled to one vote. Each share of Class B common stock is entitled to ten votes and is convertible at any time into one share of Class A common stock. All shares of our capital stock outstanding immediately prior to this offering, including all shares held by our executive officers, directors and their respective affiliates, and all shares issuable on the conversion of our outstanding preferred stock, will be reclassified into shares of our Class B common stock immediately prior to the completion of this offering. The holders of our outstanding Class B common stock will hold approximately 99.1% of the voting power of our outstanding capital stock immediately following this offering. We are an "emerging growth company" as defined under the federal securities laws and, as such, we have elected to comply with certain reduced reporting requirements for this prospectus and may elect to do so in future filings. See "Risk Factors" beginning on page 14 to read about factors you should consider before buying our Class A common stock. Neither the Securities and Exchange Commission nor any other regulatory body has approved or disapproved of these securities or passed upon the accuracy or adequacy of this prospectus. Any representation to the contrary is a criminal offense.

Bachs' SEC FILE # Morgan Barclays REE Capital Markets Pipeline/Highgate William Blair Prospectus dated November 16, 2017. 11/21/2017

[Table of Contents](#)

# STITCH FIX

Transforming the way people find what they love.



## Data that Matters

Our trusted relationship with clients allows us to collect rich high-signal data.



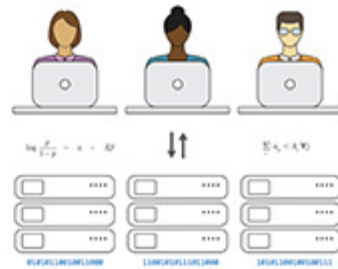
## Data Science Woven into the Fabric of Stitch Fix

We apply proprietary algorithms to our unique data set to power our entire business.



## Client Loyalty

Better Fixes and client-stylist relationships drive repeat purchases and more data.



## Human Judgment Applied to Data Science

The combination delivers personalization at scale.



STITCH FIX Transforming the way people find what they love. Data that Matters Our trusted relationship with clients allows us to collect rich high-signal data and client-stylist relationships drive repeat purchases and more data. Human Judgment Applied to Data Science The combination delivers personalization at scale.

---

[Table of Contents](#)

**TABLE OF CONTENTS**

**Prospectus**

	<u>Page</u>
<a href="#">PROSPECTUS SUMMARY</a>	1
<a href="#">RISK FACTORS</a>	14
<a href="#">SPECIAL NOTE REGARDING FORWARD-LOOKING STATEMENTS</a>	35
<a href="#">MARKET, INDUSTRY AND OTHER DATA</a>	37
<a href="#">USE OF PROCEEDS</a>	38
<a href="#">DIVIDEND POLICY</a>	39
<a href="#">CAPITALIZATION</a>	40
<a href="#">DILUTION</a>	42
<a href="#">SELECTED CONSOLIDATED FINANCIAL AND OTHER DATA</a>	44
<a href="#">MANAGEMENT'S DISCUSSION AND ANALYSIS OF FINANCIAL CONDITION AND RESULTS OF OPERATIONS</a>	47
<a href="#">LETTER FROM KATRINA LAKE, FOUNDER AND CEO</a>	66
<a href="#">BUSINESS</a>	68
<a href="#">MANAGEMENT</a>	85
<a href="#">EXECUTIVE COMPENSATION</a>	93
<a href="#">CERTAIN RELATIONSHIPS AND RELATED PARTY TRANSACTIONS</a>	104
<a href="#">PRINCIPAL STOCKHOLDERS</a>	106
<a href="#">DESCRIPTION OF CAPITAL STOCK</a>	109
<a href="#">SHARES ELIGIBLE FOR FUTURE SALE</a>	115
<a href="#">MATERIAL U.S. FEDERAL INCOME TAX CONSEQUENCES TO NON-U.S. HOLDERS OF OUR CLASS A COMMON STOCK</a>	118
<a href="#">UNDERWRITING</a>	122
<a href="#">LEGAL MATTERS</a>	128
<a href="#">EXPERTS</a>	128
<a href="#">WHERE YOU CAN FIND ADDITIONAL INFORMATION</a>	128
<a href="#">INDEX TO CONSOLIDATED FINANCIAL STATEMENTS</a>	F-1

---

**Through and including December 11, 2017 (the 25<sup>th</sup> day after the date of this prospectus), all dealers effecting transactions in these securities, whether or not participating in this offering, may be required to deliver a prospectus. This is in addition to a dealer's obligation to deliver a prospectus when acting as an underwriter and with respect to an unsold allotment or subscription.**

---

Neither we nor the underwriters have authorized anyone to provide any information or to make any representations other than those contained in this prospectus or in any free writing prospectuses we have prepared. We and the underwriters take no responsibility for, and can provide no assurance as to the reliability of, any other information that others may give you. We are offering to sell, and seeking offers to buy, shares of our Class A common stock only in jurisdictions where offers and sales are permitted. The information contained in this prospectus is accurate only as of the date of this prospectus, regardless of the time of delivery of this prospectus or of any sale of our Class A common stock.

For investors outside the United States: Neither we nor any of the underwriters have done anything that would permit this offering or possession or distribution of this prospectus in any jurisdiction where action for that purpose is required, other than in the United States. Persons outside of the United States who come into possession of this prospectus must inform themselves about, and observe any restrictions relating to, the offering of the shares of our Class A common stock and the distribution of this prospectus outside of the United States.

---

## Table of Contents

### PROSPECTUS SUMMARY

*This summary highlights selected information contained elsewhere in this prospectus. This summary does not contain all of the information you should consider before investing in our Class A common stock. You should read this entire prospectus carefully, including the sections titled “Risk Factors,” “Management’s Discussion and Analysis of Financial Condition and Results of Operations” and our consolidated financial statements and the related notes included elsewhere in this prospectus, before making an investment decision. Unless the context otherwise requires, all references in this prospectus to “Stitch Fix,” the “company,” “we,” “our,” “us” or similar terms refer to Stitch Fix, Inc. and its subsidiaries. We use a 52 or 53 week fiscal year, with our fiscal year ending each year on the Saturday that is closest to July 31 of that year. Each fiscal year generally consists of four 13-week fiscal quarters, with each fiscal quarter ending on the Saturday that is closest to the last day of the last month of the quarter. The years ended July 30, 2016 and July 29, 2017 included 52 weeks of operations. Throughout this prospectus, all references to quarters and years are to our fiscal quarters and fiscal years unless otherwise noted.*

#### Overview

*Stitch Fix is transforming the way people find what they love, one client at a time and one Fix at a time.*

Stitch Fix was inspired by the vision of a client-first, client-centric new way of retail. What people buy and wear matters. When we serve our clients well, we help them discover and define their styles, we find jeans that fit and flatter their bodies, we reduce their anxiety and stress when getting ready in the morning, we give them confidence in job interviews and on first dates and we give them time back in their lives to invest in themselves or spend with their families. Most of all, we are fortunate to play a small part in our clients looking, feeling and ultimately being their best selves.

We are reinventing the shopping experience by delivering one-to-one personalization to our clients through the combination of data science and human judgment. This combination drives a better client experience and a more powerful business model than either element could deliver independently.

Since our founding in 2011, we have helped millions of clients discover and buy what they love through personalized shipments of apparel, shoes and accessories, hand-selected by Stitch Fix stylists and delivered to our clients’ homes. We call each of these shipments a Fix. Clients can choose to schedule automatic shipments or order a Fix on-demand after they fill out a style profile on our website or mobile app. For each Fix, we charge clients a styling fee that is credited toward items they purchase. After receiving a Fix, our clients purchase the items they want to keep and return the other items, if any, at no additional charge.

Stitch Fix was founded with a focus on Women’s apparel. In our first few years, we were able to gain a deep understanding of our clients and merchandise and build the capability to listen to our clients, respond to feedback and deliver the experience of personalization. More recently, we have extended those capabilities into Petite, Maternity, Men’s and Plus apparel, as well as shoes and accessories. Our stylists leverage our data science and apply their own judgment to hand select apparel, shoes and accessories for our clients from a broad selection of merchandise.

We are successful when we are able to help clients find what they love again and again, creating long-term, trusted relationships. Our clients share personal information with us, including detailed style, size, fit and price preferences, as well as unique inputs, such as how often they dress for certain occasions or which parts of their bodies they like to flaunt or cover up. Our clients are motivated to share these personal details with us and provide us with ongoing feedback because they recognize that doing so will result in more personalized and successful experiences. This feedback also creates a valuable network effect by helping us to better serve other clients. As of

## Table of Contents

July 29, 2017, we had 2,194,000 active clients. See the section titled “Management’s Discussion and Analysis of Financial Condition and Results of Operations—Key Metrics” for information on how we define and calculate active clients. In 2016 and 2017, our repeat rate was 83% and 86%, respectively. We define repeat rate for a given period as the percentage of revenue, excluding styling fees, deductions for estimated refunds, gift card redemptions, referral credit adjustments and clearance sales, but including sales tax, in that period recognized from clients who have ever previously checked out a Fix.

The very human experience that we deliver is powered by data science. Our data science capabilities consist of our rich data set and our proprietary algorithms, which fuel our business by enhancing the client experience and driving business model efficiencies. The vast majority of our client data is provided directly and explicitly by the client, rather than inferred, scraped or obtained from other sources. We also gather extensive merchandise data, such as inseam, pocket shape, silhouette and fit. This large and growing data set provides the foundation for proprietary algorithms that we use throughout our business, including those that predict purchase behavior, forecast demand, optimize inventory and enable us to design new apparel. We believe our data science capabilities give us a significant competitive advantage, and as our data set grows, our algorithms become more powerful.

Our stylists leverage our data science through a custom-built, web-based styling application that provides recommendations from our broad selection of merchandise. Our stylists then apply their judgment to select what they believe to be the best items for each Fix. Our stylists provide a personal touch, offer styling advice and context to each item selected and help us develop long-term relationships with our clients.

We offer merchandise across multiple price points and styles from over 700 brands, including established and emerging brands, as well as our own private labels, which we call Exclusive Brands. Many of our brand partners also design and supply items exclusively for our clients.

We have scaled our business rapidly, profitably and in a capital-efficient manner, having raised only \$42.5 million of equity capital since inception. We have achieved positive cash flow from operations on an annual basis since 2014, while continuing to make meaningful investments to drive growth. In 2015, 2016 and 2017, we reported \$342.8 million, \$730.3 million and \$977.1 million in revenue, respectively, representing year-over-year growth of 113.0% and 33.8%, respectively. We had net income of \$33.2 million in 2016 and a net loss of \$0.6 million in 2017, and reported \$72.6 million and \$60.6 million in adjusted EBITDA in 2016 and 2017, respectively. As of August 1, 2015, July 30, 2016 and July 29, 2017, we had 867,000 active clients, 1,674,000 active clients and 2,194,000 active clients, respectively, representing year-over-year growth of 93.1% and 31.1%, respectively. See the section titled “Selected Consolidated Financial and Other Data—Non-GAAP Financial Measures” for information regarding our use of adjusted EBITDA and its reconciliation to net income (loss) determined in accordance with U.S. generally accepted accounting principles, or GAAP.

### **Industry Overview**

#### ***Technology is Driving Transformation Across Industries***

Technological innovation has profoundly impacted how consumers discover and purchase products, forcing businesses to adapt to engage effectively with consumers. We believe that new business models that embrace these changes and truly focus on the consumer will be the winners in this changing environment.

#### ***The Apparel, Shoes and Accessories Market is Massive but Many Retailers have Failed to Adapt to Changing Consumer Behavior***

The U.S. apparel, shoes and accessories market is large, but we believe many brick-and-mortar retailers have failed to adapt to evolving consumer preferences. Euromonitor, a consumer market research company, estimated that the U.S. apparel, footwear and accessories market was \$353 billion in calendar 2016. Euromonitor expects this market to grow to \$421 billion by calendar 2021, a compound annual growth rate, or CAGR, of 3.6%.





## Table of Contents

Historically, brick-and-mortar retailers have been the primary source of apparel, shoes and accessories sales in the United States. Over time, brick-and-mortar retail has changed and the era of salespersons who know each customer on a personal level has passed. We believe many of today's consumers view the traditional retail experience as impersonal, time-consuming and inconvenient. This has led to financial difficulties, bankruptcies and store closures for many major department stores, specialty retailers and retail chains. For example, Macy's, one of the largest department stores in the United States, announced in August 2016 its intent to close approximately 100, or 11%, of its stores and Michael Kors, a specialty retailer, announced in May 2017 its intent to close at least 100, or 12%, of its stores. The struggles of traditional retailers are also reflected in broader market data. According to the U.S. Census Bureau, average monthly department store sales declined \$6.4 billion, or 33%, from calendar 2000 to calendar 2016.

### ***eCommerce is Growing, but has Further Depersonalized the Shopping Experience***

The internet has created new opportunities for consumers to shop for apparel. eCommerce continues to take market share from brick-and-mortar retail. Euromonitor estimated that the eCommerce portion of the U.S. apparel, footwear and accessories market was \$55 billion in calendar 2016. Euromonitor expects the eCommerce portion of this market to grow to \$94 billion by calendar 2021, a CAGR of 11.4%. This represents an expansion of eCommerce penetration of the U.S. apparel, footwear and accessories market from 15.5% of \$353 billion in calendar 2016 to 22.3% of \$421 billion in calendar 2021.

The first wave of eCommerce companies prioritized low price and fast delivery. This transaction-focused model is well-suited for commoditized products and when consumers already know what they want. However, we believe eCommerce companies often fall short when consumers do not know what they want and price and delivery speed are not the primary decision drivers. There is an overwhelming selection of apparel, shoes and accessories available to consumers online, and searches and filters are poor tools when it comes to finding items that fit one's style, figure and occasion. eCommerce companies also lack the critical personal touchpoints necessary to help consumers find what they love, further depersonalizing the shopping experience.

### ***Personalization is the Next Wave***

To be relevant today, retailers must find a way to connect with consumers on a personal level and fit conveniently into their lifestyles. Personalization in retail can be difficult and nuanced, as consumers consider many factors that can be difficult to articulate, including style, size, fit, feel and occasion. We believe that an intelligent combination of data science and human judgment is required to deliver the personalized retail experience that consumers seek.

## **Our Offering**

Stitch Fix combines data science and human judgment to deliver one-to-one personalization to our clients at scale. We help millions of clients discover and buy what they love through data-driven, personalized, hand-selected shipments of apparel, shoes and accessories.

### ***Our Data Science Advantage***

Our data science capabilities fuel our business. These capabilities consist of our rich and growing set of detailed client and merchandise data and our proprietary algorithms. We use data science throughout our business, including to style our clients, predict purchase behavior, forecast demand, optimize inventory and design new apparel.

## Table of Contents

Our data set is particularly powerful because:

- the vast majority of our client data is provided directly and explicitly by the client, rather than inferred, scraped or obtained from other sources;
- our clients are motivated to provide us with relevant personal data, both at initial signup and over time as they use our service, because they trust it will improve their Fixes; and
- our merchandise data tracks dimensions that enable us to predict purchase behavior and deliver more personalized Fixes.

On average, each client directly provides us with over 85 meaningful data points through his or her style profile, including detailed style, size, fit and price preferences, as well as unique inputs such as how often he or she dresses for certain occasions or which parts of his or her body the client likes to flaunt or cover up. Over time, through their feedback on Fixes they receive, clients share additional information about their preferences as well as detailed data about both the merchandise they keep and return. Historically, over 85% of our shipments have resulted in direct client feedback. This feedback loop drives important network effects, as our client-provided data informs not only our personalization capabilities for the specific client, but also helps us better serve other clients.

We believe our proprietary merchandise data set is differentiated from other retailers. We encode each of our SKUs with many information attributes to help our algorithms make better recommendations for our clients. The information we store for each SKU includes:

- basic data, such as brand, size, color, pattern, silhouette and material;
- item measurements, such as length, width, diameter of sleeve opening and distance from collar to first button;
- nuanced descriptors, such as how appropriate the piece is for a client that prefers preppy clothing or whether it is appropriate for a formal event; and
- client feedback, such as how the item fit a 5'10" client or how popular the piece is with young mothers.

Our algorithms use our data set to match merchandise to each of our clients. For every combination of client and merchandise, we compute the probability the client will keep that item based on her and other clients' preferences and purchase history as well as the attributes and past performance of the merchandise. For example, our Delila embroidery neckline knit top is purchased 52% of the time it is included in a Fix. However, for a particular client for whom it is well suited, our algorithms may predict she is 80% likely to purchase the item if it were included in her Fix. This allows us to more efficiently tailor every Fix to each client's specific preferences.

### ***Pairing Data Science with Human Judgment***

The combination of data science and human judgment drives a better client experience and a more powerful business model than either element could deliver independently. Our advanced data science capabilities harness the power of our data for our stylists by generating predictive recommendations to streamline our stylists' individualized curation process. Stylists add a critical layer of contextual, human decision making that augments and improves our algorithms' selections and ultimately produces a better, more personalized Fix for each client.

### **Our Differentiated Value Proposition**

#### ***Our Value Proposition to Clients***

Our clients love our service for many reasons. We help clients find apparel, shoes and accessories that they love in a way that is convenient and fun. We save our clients time by doing the shopping, delivering Fixes right



## Table of Contents

to their homes, allowing them to try on merchandise in the comfort of their homes and in the context of their own closets and making the return process simple. Our expert styling service connects each client to a professional who will understand her fashion needs, hand select items personalized to her and offer her ongoing style advice. Clients also value the quality and diversity of our merchandise as we deliver the familiar brands they know, offer items they can't find anywhere else and expand their fashion palette by exposing them to new brands and styles they might not have tried if they shopped for themselves. We often hear from clients that we have helped them find the perfect pair of jeans or discover a dress silhouette they never would have selected for themselves. In these situations, not only is our service more convenient, it is in fact more effective at helping clients find what they love. We proudly style men and women across ages, sizes, tastes, geographies and price preferences.

### ***Our Value Proposition to Brand Partners***

We believe that we are a preferred channel and a powerful growth opportunity for our brand partners. Unlike many sales channels, we do not rely on discounts or promotions. Also, by introducing our clients to brands they may not have shopped for, we help our brand partners reach clients they may not have otherwise reached. Further, we provide our brand partners with insights based on client feedback that help our brand partners improve and evolve their merchandise to better meet consumer demand.

### **Our Strengths**

Since we were founded in 2011, we have shipped millions of Fixes to clients throughout the United States. We have achieved this success due to our following key strengths:

- our rich client and merchandise data;
- our expert data science team and proprietary and predictive algorithms;
- our 3,400+ stylist organization;
- our unique combination of data science and human judgment; and
- our superior business model.

### **Our Strategy**

We aim to transform the way people find what they love. We plan to achieve this goal by continuing to:

- expand our relationships with existing clients;
- acquire new clients; and
- expand our addressable market.

### **Recent Developments**

Set forth below are preliminary estimates of selected unaudited financial and other information for the three months ended October 28, 2017 and actual unaudited financial results for the three months ended October 29, 2016. Our unaudited interim consolidated financial statements for the three months ended October 28, 2017 are not yet available. The following information reflects our preliminary estimates based on currently available information and is subject to change. These preliminary estimates are forward-looking statements. We have provided ranges, rather than specific amounts, for the preliminary estimates of the financial information



## Table of Contents

described below primarily because our financial closing procedures for the three months ended October 28, 2017 are not yet complete and, as a result, our final results upon completion of our closing procedures may vary from the preliminary estimates.

<i>(in thousands)</i>	Quarter Ended		October 29, 2016
	October 28, 2017	(unaudited)	
	Low	High	
Revenue, net	\$294,500	\$295,500	\$ 236,004
Net income	\$ 3,300	\$ 4,900	13,243
<b>Other Financial and Operating Data</b>			
Adjusted EBITDA	\$ 8,500	\$ 11,500	\$ 27,989
Active clients (as of period end)	2,396		1,847

- For the three months ended October 28, 2017, we expect to report revenue in the range of \$294.5 – \$295.5 million, representing growth in the range of 24.8% – 25.2% over the three months ended October 29, 2016. Revenue growth was driven primarily by an increase in active clients, which drove increased sale of merchandise.
- For the three months ended October 28, 2017, we expect to report net income in the range of \$3.3 – \$4.9 million, representing a decline in the range of 75.1% – 63.0% versus the three months ended October 29, 2016. This expected lower net income is primarily the result of an estimated \$15.3 million increase in marketing spend as we expanded our television, online and radio advertising initiatives and an estimated \$13.9 million increase in compensation and benefits costs as we increased our headcount over the last year. Our net income assumes no change in the valuation of our preferred stock warrants over the prior period as that valuation represents our best estimate of the warrant value as of October 28, 2017. However, we may revise the warrant valuation based on the final price of this offering.
- For the three months ended October 28, 2017, we expect to report adjusted EBITDA in the range of \$8.5 – \$11.5 million, representing a decline in the range of 69.6% – 58.9% over the three months ended October 29, 2016. Adjusted EBITDA is a non-GAAP metric used by management to measure our operating performance. See “Selected Consolidated Financial and Other Data—Non-GAAP Financial Measures” for information regarding our use of adjusted EBITDA and below for a reconciliation of adjusted EBITDA to net income for the ranges presented above for the three months ended October 28, 2017 and the actual results for the three months ended October 29, 2016.
- As of October 28, 2017, we had active clients of 2,396,000, representing growth of 29.7% over the 1,847,000 active clients we had as of October 29, 2016. We believe that the increase in our active clients is primarily due to our investments in marketing.

## Table of Contents

The following table reconciles expected net income to adjusted EBITDA for the three months ended October 28, 2017, and reconciles actual net income to adjusted EBITDA for the three months ended October 29, 2016:

<i>(in thousands)</i>	Quarter Ended		October 29, 2016
	October 28, 2017	October 29, 2016	
	Low	High	
Net income	\$3,300	\$ 4,900	\$ 13,243
Add (deduct):			
Other (income) expense, net	—	—	(7)
Provision for income taxes	2,900	4,300	11,789
Depreciation and amortization	2,300	2,300	1,461
Remeasurement of preferred stock warrant liability	—	—	1,503
Adjusted EBITDA	<u>\$8,500</u>	<u>\$11,500</u>	<u>\$ 27,989</u>

The data presented above reflects our preliminary estimates based solely upon information available to us as of the date of this prospectus and is not a comprehensive statement of our financial or other results as of or for the three months ended October 28, 2017. This data has been prepared by, and is the responsibility of, our management. Our independent registered public accounting firm, Deloitte & Touche LLP, has not audited, reviewed or performed procedures with respect to this data. Accordingly, Deloitte & Touche LLP does not express an opinion or any other form of assurance with respect thereto. We currently expect that our final results will be consistent with the estimates set forth above, but such estimates are preliminary and our final results could differ from these estimates due to the completion of our financial closing procedures, final adjustments and other developments that may arise between now and the time such unaudited interim consolidated financial statements for the three months ended October 28, 2017 are issued. For example, during the course of the preparation of the respective financial statements and related notes, additional items that would require adjustments to be made to the preliminary estimated financial information presented above may be identified. There can be no assurance that these estimates will be realized, and estimates are subject to risks and uncertainties, many of which are not within our control. See “Risk Factors” and “Special Note Regarding Forward-Looking Statements.”

### **Risk Factors Summary**

Investing in our common stock involves substantial risk. The risks described in the section titled “Risk Factors” immediately following this summary may cause us to not realize the full benefits of our strengths or may cause us to be unable to successfully execute all or part of our strategy. Some of the more significant challenges include the following:

- we have a short operating history in an evolving industry and, as a result, our past results may not be indicative of future operating performance;
- if we fail to effectively manage our growth, our business, financial condition and operating results could be harmed;
- our continued growth depends on attracting new clients;
- we expect to increase our paid marketing to help grow our business, but these efforts may not be successful or cost-effective;



---

## Table of Contents

- we may be unable to maintain a high level of engagement with our clients and increase their spending with us, which could harm our business, financial condition or operating results;
- we must successfully gauge apparel trends and changing consumer preferences;
- if we are unable to manage our inventory effectively, our operating results could be adversely affected;
- our inability to develop and introduce new merchandise offerings in a timely and cost-effective manner may damage our business, financial condition and operating results;
- our industry is highly competitive and if we do not compete effectively our operating results could be adversely affected;
- we may not be able to sustain our revenue growth rate and we may not be profitable in the future; and
- the dual class structure of our common stock and the existing ownership of capital stock by our executive officers, directors and their affiliates will have the effect of concentrating voting control with our executive officers, directors and their affiliates, which will limit your ability to influence corporate matters.

### **Corporate Information**

We were incorporated in 2011 as rack habit inc., a Delaware corporation, and changed our name to Stitch Fix, Inc. in October 2011. Our principal executive offices are located at 1 Montgomery Street, Suite 1500, San Francisco, California 94104, and our telephone number is (415) 882-7765. Our website address is [www.stitchfix.com](http://www.stitchfix.com). Information contained on, or that can be accessed through, our website is not incorporated by reference into this prospectus, and you should not consider information on our website to be part of this prospectus.

“Stitch Fix®,” “Fix®” and our other registered and common law trade names, trademarks and service marks are the property of Stitch Fix, Inc. or our subsidiaries. Other trade names, trademarks and service marks used in this prospectus are the property of their respective owners.

### **Emerging Growth Company**

We are an “emerging growth company” as defined in the Jumpstart Our Business Startups Act of 2012, or the JOBS Act. We may take advantage of certain exemptions from various public company reporting requirements, including not being required to have our internal control over financial reporting audited by our independent registered public accounting firm under Section 404 of the Sarbanes-Oxley Act of 2002, or the Sarbanes-Oxley Act, reduced disclosure obligations regarding executive compensation in our periodic reports and proxy statements and exemptions from the requirements of holding a non-binding advisory vote on executive compensation and any golden parachute payments. We may take advantage of these exemptions for up to five years or until we are no longer an emerging growth company, whichever is earlier. In addition, the JOBS Act provides that an “emerging growth company” can delay adopting new or revised accounting standards until those standards apply to private companies. We have not elected to avail ourselves of this exemption and, therefore, we will be subject to the same new or revised accounting standards as other public companies that are not emerging growth companies.

[Table of Contents](#)

<b>The Offering</b>	
Class A common stock offered by us	8,000,000 shares
Class A common stock to be outstanding after this offering	8,000,000 shares
Class B common stock to be outstanding after this offering	87,411,815 shares
Total Class A common stock and Class B common stock to be outstanding after this offering	95,411,815 shares
Option to purchase additional shares of Class A common stock offered by us	1,200,000 shares
Use of proceeds	<p>We estimate that our net proceeds from the sale of our Class A common stock that we are offering will be approximately \$109.8 million (or approximately \$126.9 million if the underwriters' option to purchase additional shares of our Class A common stock from us is exercised in full), based upon the initial public offering price of \$15.00 per share, and after deducting underwriting discounts and commissions and estimated offering expenses.</p> <p>The principal purposes of this offering are to increase our capitalization and financial flexibility, and create a public market for our Class A common stock. As of the date of this prospectus, we cannot specify with certainty all of the particular uses for the net proceeds to us from this offering. However, we currently intend to use the net proceeds we receive from this offering for general corporate purposes, including working capital, operating expenses and capital expenditures. We may also use a portion of the net proceeds to acquire complementary businesses, products, services or technologies. However, we do not have agreements or commitments to enter into any acquisitions at this time. See the section titled "Use of Proceeds" for additional information.</p>
Voting rights	<p>We will have two classes of common stock: Class A common stock and Class B common stock. Class A common stock is entitled to one vote per share and Class B common stock is entitled to ten votes per share.</p> <p>Holders of Class A common stock and Class B common stock will generally vote together as a single class, unless otherwise required by law or our amended and restated certificate of incorporation that</p>

[Table of Contents](#)

	<p>will be in effect on the completion of this offering. The holders of our outstanding Class B common stock will hold approximately 99.1% of the voting power of our outstanding shares following this offering and will have the ability to control the outcome of matters submitted to our stockholders for approval, including the election of our directors and the approval of any change in control transaction. See the sections titled “Principal Stockholders” and “Description of Capital Stock” for additional information.</p>
<p>Concentration of ownership</p>	<p>Once this offering is completed, the holders of our outstanding Class B common stock will beneficially own approximately 91.6% of our outstanding shares and control approximately 99.1% of the voting power of our outstanding shares and our executive officers, directors and stockholders holding more than 5% of our outstanding shares, together with their affiliates, will beneficially own, in the aggregate, approximately 77.9% of our outstanding shares and control approximately 84.2% of the voting power of our outstanding shares.</p>
<p>Nasdaq trading symbol</p>	<p>“SFIX”</p>
<p>The number of shares of Class A common stock and Class B common stock that will be outstanding after this offering is based on no shares of Class A common stock and 87,411,815 shares of Class B common stock outstanding as of July 29, 2017, and excludes:</p>	
<ul style="list-style-type: none"> <li>• 10,218,912 shares of Class B common stock issuable on the exercise of stock options outstanding as of July 29, 2017 under our 2011 Equity Incentive Plan, or 2011 Plan, with a weighted-average exercise price of \$7.12 per share;</li> <li>• 867,865 shares of Class B common stock issuable upon the exercise of outstanding stock options granted after July 29, 2017 pursuant to our 2011 Plan with an exercise price of \$23.43 per share;</li> <li>• 425,754 shares of Class A common stock issuable upon the exercise of outstanding stock options granted on November 16, 2017 pursuant to our 2017 Incentive Plan, or 2017 Plan, which became effective in connection with this offering, with an exercise price of \$15.00 per share; and</li> <li>• 5,746,931 shares of Class A common stock reserved for future issuance under our 2017 Plan, as well as any future increases, including annual increases, in the number of shares of Class A common stock reserved for issuance under our 2017 Plan and any shares underlying outstanding stock awards granted under our 2011 Plan that expire or are repurchased, forfeited, cancelled or withheld, as more fully described in the section titled “Executive Compensation—Employee Benefit Plans.”</li> </ul>	
<p>In addition, unless we specifically state otherwise, the information in this prospectus assumes:</p>	
<ul style="list-style-type: none"> <li>• the filing of our amended and restated certificate of incorporation, which will be in effect on the completion of this offering;</li> <li>• the reclassification of our outstanding common stock into an equal number of shares of our Class B common stock and the authorization of our Class A common stock, which will occur immediately on the completion of this offering;</li> </ul>	



---

**Table of Contents**

- the conversion of all outstanding shares of preferred stock into an aggregate of 59,511,055 shares of Class B common stock in connection with this offering;
- the issuance of 1,066,225 shares of Class B common stock upon the automatic exercise of outstanding preferred stock warrants in connection with this offering; and
- no exercise of the underwriters' option to purchase up to an additional 1,200,000 shares of Class A common stock from us in this offering.

[Table of Contents](#)
**Summary Consolidated Financial and Other Data**

The summary consolidated statement of operations data for 2016 and 2017 has been derived from our audited consolidated financial statements included elsewhere in this prospectus. The summary consolidated statements of operations data for 2014 and 2015 have been derived from our consolidated financial statements that are not included in this prospectus. You should read the consolidated financial and other data set forth below in conjunction with our consolidated financial statements and the accompanying notes and the information in “Management’s Discussion and Analysis of Financial Condition and Results of Operations” contained elsewhere in this prospectus. Our historical results are not necessarily indicative of the results to be expected for the full year or any other period in the future.

	<u>2014</u>	<u>2015</u>	<u>2016</u>	<u>2017</u>
	(in thousands, except share and per share data)			
<b>Consolidated Statements of Operations Data:</b>				
Revenue, net	\$ 73,227	\$ 342,803	\$ 730,313	\$ 977,139
Cost of goods sold	<u>47,425</u>	<u>198,054</u>	<u>407,064</u>	<u>542,718</u>
Gross profit	<u>25,802</u>	<u>144,749</u>	<u>323,249</u>	<u>434,421</u>
Selling, general and administrative expenses <sup>(1)(2)</sup>	<u>30,242</u>	<u>108,562</u>	<u>259,021</u>	<u>402,781</u>
Operating income (loss)	(4,440)	36,187	64,228	31,640
Remeasurement of preferred stock warrant liability	1,534	2,938	3,019	18,881
Other (income) expense, net	<u>336</u>	<u>(2)</u>	<u>(13)</u>	<u>(42)</u>
Income (loss) before income taxes	(6,310)	33,251	61,222	12,801
Provision for income taxes	23	12,322	28,041	13,395
Net income (loss)	<u>\$ (6,333)</u>	<u>\$ 20,929</u>	<u>\$ 33,181</u>	<u>\$ (594)</u>
Net income (loss) attributable to common stockholders <sup>(3)</sup>				
Basic	<u>\$ (6,333)</u>	<u>\$ 4,573</u>	<u>\$ 8,211</u>	<u>\$ (594)</u>
Diluted	<u>\$ (6,333)</u>	<u>\$ 5,318</u>	<u>\$ 9,496</u>	<u>\$ (594)</u>
Earnings (loss) per share attributable to common stockholders <sup>(3)</sup>				
Basic	<u>\$ (0.34)</u>	<u>\$ 0.22</u>	<u>\$ 0.36</u>	<u>\$ (0.02)</u>
Diluted	<u>\$ (0.34)</u>	<u>\$ 0.21</u>	<u>\$ 0.34</u>	<u>\$ (0.02)</u>
Shares used to compute earnings (loss) per share attributable to common stockholders <sup>(3)</sup>				
Basic	<u>18,893,197</u>	<u>20,705,313</u>	<u>22,729,890</u>	<u>24,973,931</u>
Diluted	<u>18,893,197</u>	<u>25,452,912</u>	<u>27,882,844</u>	<u>24,973,931</u>
Pro forma earnings per share attributable to common stockholders <sup>(3)</sup>				
Basic				<u>\$ 0.21</u>
Diluted				<u>\$ 0.20</u>
Shares used in computing pro forma earnings per share attributable to common stockholders <sup>(3)</sup>				
Basic				<u>85,551,211</u>
Diluted				<u>90,908,541</u>



[Table of Contents](#)

	<u>2014</u>	<u>2015</u>	<u>2016</u>	<u>2017</u>
	(in thousands, except share and per share data)			
<b>Other Financial and Operating Data:</b>				
Adjusted EBITDA <sup>(4)</sup>	\$(3,791)	\$42,126	\$72,582	\$60,578
Non-GAAP net income (loss) <sup>(4)</sup>	\$(4,422)	\$29,033	\$41,010	\$30,680
Active clients (as of period end) <sup>(5)</sup>	261	867	1,674	2,194
<p>(1) Includes stock-based compensation expense of \$241,000, \$743,000, \$1,850,000 and \$3,545,000 for 2014, 2015, 2016 and 2017, respectively.</p> <p>(2) Includes compensation expense related to certain stock sales by current and former employees of \$4,810,000 and \$21,283,000 for 2016 and 2017, respectively.</p> <p>(3) See Note 11 to our consolidated financial statements included elsewhere in this prospectus for an explanation of the calculations of our basic and diluted earnings (loss) per share attributable to common stockholders, pro forma earnings per share attributable to common stockholders and the weighted average number of shares used in the computation of the per share amounts.</p> <p>(4) See the section titled “Selected Consolidated Financial and Other Data—Non-GAAP Financial Measures” for information regarding our use of adjusted EBITDA and non-GAAP net income (loss), and their reconciliation to net income (loss) determined in accordance with GAAP.</p> <p>(5) See the section titled “Management’s Discussion and Analysis of Financial Condition and Results of Operations—Key Metrics” for information regarding how we define and calculate active clients.</p>				
		<u>July 29, 2017</u>		
	<u>Actual</u>	<u>Pro Forma<sup>(1)</sup></u>	<u>Pro Forma As Adjusted<sup>(2)</sup></u>	
		(in thousands)		
<b>Consolidated Balance Sheet Data:</b>				
Cash	\$110,608	\$110,608	\$ 222,785 <sup>(3)</sup>	
Total assets	257,205	257,205	366,995 <sup>(3)</sup>	
Working capital	63,844	90,523	202,700 <sup>(3)</sup>	
Convertible preferred stock	42,222	—	—	
Total stockholders’ equity	61,861	130,762	240,552	
<p>(1) The pro forma consolidated balance sheet data gives effect to (i) the reclassification of our outstanding common stock into Class B common stock, (ii) the automatic conversion of all of our outstanding shares of convertible preferred stock into 59,511,055 shares of Class B common stock in connection with this offering, (iii) the issuance of 1,066,225 shares of Class B common stock upon the automatic exercise of outstanding preferred stock warrants in connection with this offering and (iv) the filing and effectiveness of our amended and restated certificate of incorporation that will be in effect on the completion of this offering.</p> <p>(2) The pro forma as adjusted consolidated balance sheet data reflects (i) the items described in footnote (1) above and (ii) our receipt of estimated net proceeds from the sale of shares of Class A common stock that we are offering at an initial public offering price of \$15.00 per share after deducting the underwriting discounts and commissions and estimated offering expenses.</p> <p>(3) Pro forma as adjusted reflects \$2.4 million of deferred offering costs that had been paid as of July 29, 2017.</p>				



---

[Table of Contents](#)**RISK FACTORS**

*Investing in our Class A common stock involves a high degree of risk. You should consider and read carefully all of the risks and uncertainties described below, as well as other information included in this prospectus, including our consolidated financial statements and related notes appearing at the end of this prospectus, before making an investment decision. The risks described below are not the only ones facing us. The occurrence of any of the following risks or additional risks and uncertainties not presently known to us or that we currently believe to be immaterial could materially and adversely affect our business, financial condition or results of operations. In such case, the trading price of our Class A common stock could decline, and you may lose all or part of your original investment. This prospectus also contains forward-looking statements and estimates that involve risks and uncertainties. Our actual results could differ materially from those anticipated in the forward-looking statements as a result of specific factors, including the risks and uncertainties described below.*

**Risks Relating to Our Business**

***We have a short operating history in an evolving industry and, as a result, our past results may not be indicative of future operating performance.***

We have a short operating history in a rapidly evolving industry that may not develop in a manner favorable to our business. Our relatively short operating history makes it difficult to assess our future performance. You should consider our business and prospects in light of the risks and difficulties we may encounter.

Our future success will depend in large part upon our ability to, among other things:

- cost-effectively acquire new clients and engage with existing clients;
- increase consumer awareness of our brand;
- anticipate and respond to changing style trends and consumer preferences;
- manage our inventory effectively;
- successfully expand our offering and geographic reach;
- compete effectively;
- anticipate and respond to macroeconomic changes;
- effectively manage our growth;
- continue to enhance our personalization capabilities;
- hire, integrate and retain talented people at all levels of our organization;
- avoid interruptions in our business from information technology downtime, cybersecurity breaches or labor stoppages;
- maintain the quality of our technology infrastructure;
- develop new features to enhance the client experience; and
- retain our existing merchandise vendors and attract new vendors.

If we fail to address the risks and difficulties that we face, including those associated with the challenges listed above as well as those described elsewhere in this “Risk Factors” section, our business and our operating results will be adversely affected.

---

## [Table of Contents](#)

### ***If we fail to effectively manage our growth, our business, financial condition and operating results could be harmed.***

To effectively manage our growth, we must continue to implement our operational plans and strategies, improve and expand our infrastructure of people and information systems and expand, train and manage our employee base. Since our inception, we have rapidly increased our employee headcount to support the growth of our business. The number of our employees increased from over 3,700 as of January 30, 2016 to over 5,800 as of July 29, 2017. We expect to add a significant number of employees during 2018. We have expanded across all areas of our business. To support continued growth, we must effectively integrate, develop and motivate a large number of new employees while maintaining our corporate culture. We face significant competition for personnel, particularly in the San Francisco Bay Area where our headquarters are located. To attract top talent, we have had to offer, and believe we will need to continue to offer, competitive compensation and benefits packages before we can validate the productivity of those employees. We may also need to increase our employee compensation levels in response to competition. The risks associated with a rapidly growing workforce will be particularly acute if we choose to expand into new merchandise categories and internationally. Additionally, we may not be able to hire new employees quickly enough to meet our needs. If we fail to effectively manage our hiring needs or successfully integrate new hires, our efficiency, ability to meet forecasts and our employee morale, productivity and retention could suffer, which may have an adverse effect on our business, financial condition and operating results.

We are also required to manage numerous relationships with various vendors and other third parties. Further growth of our operations, vendor base, fulfillment centers, information technology systems or internal controls and procedures may not be adequate to support our operations. If we are unable to manage the growth of our organization effectively, our business, financial condition and operating results may be adversely affected.

### ***Our continued growth depends on attracting new clients.***

Our success depends on our ability to attract new clients in a cost-effective manner. To expand our client base, we must appeal to and acquire clients who have historically used other means to purchase apparel, shoes and accessories, such as traditional brick-and-mortar apparel retailers or the websites of our competitors. We reach new clients through paid marketing, referral programs, organic word of mouth and other methods of discovery, such as mentions in the press or internet search engine results. We recently increased our paid marketing expenses by investing more in digital marketing and launching our first television advertising campaign. We expect to increase our spending on these and other paid marketing channels in the future and cannot be certain that these efforts will yield more clients or be cost-effective. Moreover, new clients may not purchase from us as frequently or spend as much with us as existing clients, and the revenue generated from new clients may not be as high as the revenue generated from our existing clients. These factors may harm our growth prospects and our business could be adversely affected.

### ***We expect to increase our paid marketing to help grow our business, but these efforts may not be successful or cost-effective.***

Promoting awareness of our service is important to our ability to grow our business, drive client engagement and to attract new clients. We believe that much of the growth in our client base during our first five years was originated from referrals, organic word of mouth and other methods of discovery, as our marketing efforts and expenditures were relatively limited. Recently, we increased our paid marketing initiatives and intend to continue to do so. Our marketing efforts currently include client referrals, affiliate programs, partnerships, display advertising, television, print, radio, video, content, direct mail, social media, email, mobile “push” communications, search engine optimization and keyword search campaigns. We have limited experience marketing our services using some of these methods. Our marketing initiatives may become increasingly expensive and generating a meaningful return on those initiatives may be difficult. Even if we successfully increase revenue as a result of our paid marketing efforts, it may not offset the additional marketing expenses we incur.

---

## Table of Contents

We currently obtain a significant number of visits to our websites via organic search engine results. Search engines frequently change the algorithms that determine the ranking and display of results of a user's search, which could reduce the number of organic visits to our websites, in turn reducing new client acquisition and adversely affecting our operating results.

Social networks are important as a source of new clients and as a means by which to connect with current clients, and such importance may be increasing. We may be unable to effectively maintain a presence within these networks, which could lead to lower than anticipated brand affinity and awareness, and in turn could adversely affect our operating results.

With respect to our email marketing efforts, if we are unable to successfully deliver emails to our clients or if clients do not engage with our emails, whether out of choice, because those emails are marked as low priority or spam or for other reasons, our business could be adversely affected.

If our marketing efforts are not successful in promoting awareness of our services, driving client engagement or attracting new clients, or if we are not able to cost-effectively manage our marketing expenses, our operating results will be adversely affected.

***We may be unable to maintain a high level of engagement with our clients and increase their spending with us, which could harm our business, financial condition or operating results.***

A high proportion of our revenue comes from repeat purchases by existing clients, especially those existing clients who are highly engaged and purchase a significant amount of merchandise from us. If existing clients no longer find our service and merchandise appealing, they may make fewer purchases and may stop using our service. Even if our existing clients find our service and merchandise appealing, they may decide to receive fewer Fixes and purchase less merchandise over time as their demand for new apparel declines. Additionally, if clients who receive Fixes most frequently and purchase a significant amount of merchandise from us were to make fewer purchases or stop using our service, then the aggregate amount clients spend with us would decline or grow more slowly. A decrease in the number of our clients or a decrease in their spending on the merchandise we offer could negatively impact our operating results. Further, we believe that our future success will depend in part on our ability to increase sales to our existing clients over time and, if we are unable to do so, our business may suffer.

***We must successfully gauge apparel trends and changing consumer preferences.***

Our success is, in large part, dependent upon our ability to identify apparel trends, predict and gauge the tastes of our clients and provide merchandise that satisfies client demand in a timely manner. However, lead times for many of our purchasing decisions may make it difficult for us to respond rapidly to new or changing apparel trends or client acceptance of merchandise chosen by our merchandising buyers. We generally enter into purchase contracts significantly in advance of anticipated sales and frequently before apparel trends are confirmed by client purchases. In the past, we have not always predicted our clients' preferences and acceptance levels of our merchandise with accuracy. Further, we use our data science to predict our clients' preferences and gauge demand for our merchandise, and there is no guarantee that our data science and algorithms will accurately anticipate client demand and tastes. To the extent we misjudge the market for the merchandise we offer or fail to execute on trends and deliver attractive merchandise to clients, our sales will decline and our operating results will be adversely affected.

***If we are unable to manage our inventory effectively, our operating results could be adversely affected.***

To ensure timely delivery of merchandise, we generally enter into purchase contracts well in advance of a particular season and frequently before apparel trends are confirmed by client purchases. As a result, we are vulnerable to demand and pricing shifts and to suboptimal selection and timing of merchandise purchases. In the

---

## [Table of Contents](#)

past, we have not always predicted our clients' preferences and acceptance levels of our trend items with accuracy, which has resulted in significant inventory write offs and lower gross margins. We rely on our merchandising team to order styles and products that our clients will purchase and we rely on our data science to inform the levels of inventory we purchase, including when to reorder items that are selling well and when to write off items that are not selling well. If our merchandise team does not predict client demand and tastes well or if our algorithms do not help us reorder the right products or write off the right products timely, we may not effectively manage our inventory and our operating results could be adversely affected.

### ***Our inability to develop and introduce new merchandise offerings in a timely and cost-effective manner may damage our business, financial condition and operating results.***

The largest portion of our revenue today comes from the sale of Women's apparel. From 2015 to 2017, we expanded our merchandise offering into categories including Petite, Maternity, Men's and Plus, began offering different product types including shoes and accessories and expanded the number of brands we offer. In 2018, we also launched our Premium Brand offering. We continue to explore additional offerings to serve our existing clients and to attract new clients. However, any new offerings may not have the same success, or gain traction as quickly, as our current offerings. If the merchandise we offer is not accepted by our clients or does not attract new clients, our sales may fall short of expectations, our brand and reputation could be adversely affected and we may incur expenses that are not offset by sales. If the launch of a new category requires investments greater than we expect, our operating results could be adversely affected. Also, our business may be adversely affected if we are unable to attract brands and other merchandise vendors that produce sufficient high quality, appropriately priced and on-trend merchandise. Our current merchandise offerings have a range of margin profiles and we believe new offerings will also have a broad range of margin profiles that will affect our operating results. For example, to date, our Exclusive Brands have generally contributed higher margins and shoes, Men's and Plus have generally contributed lower margins. Additionally, as we enter into new categories, we may not have as high of purchasing power as we do in our current offerings, which could increase our costs of goods sold and further reduce our margins. Expansion of our merchandise offerings may also strain our management and operational resources, specifically the need to hire and manage additional merchandise buyers to source new merchandise and to allocate new categories across our distribution network. We may also face greater competition in specific categories from companies that are more focused on these new areas. If any of these were to occur, it could damage our reputation, limit our growth and have an adverse effect on our operating results.

### ***Our industry is highly competitive and if we do not compete effectively our operating results could be adversely affected.***

The retail apparel industry is highly competitive. We compete with department stores, specialty retailers, discount chains, independent retail stores, the online offerings of these traditional retail competitors and eCommerce companies that market the same or similar merchandise and services that we offer. We believe our ability to compete depends on many factors within and beyond our control, including:

- attracting new clients and engaging with existing clients;
- our direct relationships with our clients and their willingness to share personal information with us;
- further developing our data science capabilities;
- maintaining favorable brand recognition and effectively marketing our services to clients;
- delivering merchandise that each client perceives as personalized to him or her;
- the amount, diversity and quality of brands and merchandise that we or our competitors offer;
- our ability to expand and maintain appealing Exclusive Brands and exclusive to Stitch Fix merchandise;
- the price at which we are able to offer our merchandise;

---

## Table of Contents

- the speed and cost at which we can deliver merchandise to our clients and the ease with which they can use our services to return merchandise; and
- anticipating and quickly responding to changing apparel trends and consumer shopping preferences.

Many of our current competitors have, and potential competitors may have, longer operating histories, larger fulfillment infrastructures, greater technical capabilities, faster shipping times, lower-cost shipping, larger databases, greater financial, marketing, institutional and other resources and larger customer bases than we do. These factors may allow our competitors to derive greater revenue and profits from their existing customer bases, acquire customers at lower costs or respond more quickly than we can to new or emerging technologies and changes in apparel trends and consumer shopping behavior. These competitors may engage in more extensive research and development efforts, enter or expand their presence in the personalized retail market, undertake more far-reaching marketing campaigns, and adopt more aggressive pricing policies, which may allow them to build larger customer bases or generate revenue from their existing customer bases more effectively than we do. If we fail to execute on any of the above better than our competitors, our operating results may be adversely affected.

### ***Our business depends on a strong brand and we may not be able to maintain our brand and reputation.***

We believe that maintaining the Stitch Fix brand and reputation is critical to driving client engagement and attracting clients and merchandise vendors. Building our brand will depend largely on our ability to continue to provide our clients with valued personal styling services and high quality merchandise, which we may not do successfully. Client complaints or negative publicity about our styling services, merchandise, delivery times or client support, especially on social media platforms, could harm our reputation and diminish client use of our services, the trust that our clients place in Stitch Fix and vendor confidence in us.

Our brand depends in part on effective client support, which requires significant personnel expense. Failure to manage or train our client support representatives properly or inability to handle client complaints effectively could negatively affect our brand, reputation and operating results.

If we fail to cost-effectively promote and maintain the Stitch Fix brand, our business, financial condition and operating results may be adversely affected.

### ***We may not be able to sustain our revenue growth rate and we may not be profitable in the future.***

Our recent revenue growth and past profitability should not be considered indicative of our future performance. Our rate of revenue growth has slowed in recent periods. Specifically, our revenue increased by 33.8% in 2017 compared to 2016, which was significantly lower than our 113.0% revenue growth in 2016 from 2015. As we grow our business, we expect our revenue growth rates may continue to slow in future periods due to a number of reasons, which may include slowing demand for our merchandise and service, increasing competition, a decrease in the growth of our overall market, and our failure to capitalize on growth opportunities or the maturation of our business.

Our expenses have increased in recent periods, and we expect expenses to increase substantially in the near term, particularly as we make significant investments in our marketing initiatives, expand our operations and infrastructure, develop and introduce new merchandise offerings and hire additional personnel. As an investor in our Class A common stock, you should recognize that we may not always pursue short-term profits but are often focused on long-term growth and this may impact the return on your investment. In addition, in connection with operating as a public company, we will incur additional significant legal, accounting and other expenses that we did not incur as a private company. If our revenue does not increase to offset increases in our operating expenses, we may not be profitable in future periods.

---

## [Table of Contents](#)

### ***We rely on consumer discretionary spending and may be adversely affected by economic downturns and other macroeconomic conditions or trends.***

Our business and operating results are subject to global economic conditions and their impact on consumer discretionary spending. Some of the factors that may negatively influence consumer spending include high levels of unemployment, higher consumer debt levels, reductions in net worth and declines in asset values and related market uncertainty, home foreclosures and reductions in home values, fluctuating interest rates and credit availability, fluctuating fuel and other energy costs, fluctuating commodity prices and general uncertainty regarding the overall future political and economic environment. Economic conditions in certain regions may also be affected by natural disasters, such as hurricanes, tropical storms and wildfires. Consumer purchases of discretionary items, including the merchandise that we offer, generally decline during periods of economic uncertainty, when disposable income is reduced or when there is a reduction in consumer confidence.

Adverse economic changes could reduce consumer confidence, and thereby could negatively affect our operating results. In challenging and uncertain economic environments, we cannot predict when macroeconomic uncertainty may arise, whether or when such circumstances may improve or worsen or what impact such circumstances could have on our business.

### ***If we fail to attract and retain key personnel, or effectively manage succession, our business, financial condition and operating results could be adversely affected.***

Our success, including our ability to anticipate and effectively respond to changing style trends and deliver a personalized styling experience, depends in part on our ability to attract and retain key personnel on our executive team and in our merchandising, algorithms, engineering, marketing, styling and other organizations. Competition for key personnel is strong, especially in the San Francisco Bay Area where our headquarters are located, and we cannot be sure that we will be able to attract and retain a sufficient number of qualified personnel in the future, or that the compensation costs of doing so will not adversely affect our operating results. We do not have long-term employment or non-competition agreements with any of our personnel. Senior employees have left Stitch Fix in the past and others may in the future, which we cannot necessarily anticipate and may not be able to promptly replace. If we are unable to retain, attract and motivate talented employees with the appropriate skills at cost-effective compensation levels, or if changes to our business adversely affect morale or retention, we may not achieve our objectives and our business and operating results could be adversely affected. In addition, the loss of one or more of our key personnel or the inability to promptly identify a suitable successor to a key role could have an adverse effect on our business. In particular, our Founder and Chief Executive Officer has unique and valuable experience leading our company from its inception through today. If she were to depart or otherwise reduce her focus on Stitch Fix, our business may be disrupted. We do not currently maintain key-person life insurance policies on any member of our senior management team and other key employees.

### ***If we fail to effectively manage our stylists, our business, financial condition and operating results could be adversely affected.***

More than 3,000 of our employees are stylists, who work remotely and on a part-time basis for us and are paid hourly. They track and report the time they spend working for us. These employees are classified as nonexempt under federal and state law. If we fail to effectively manage our stylists, including by ensuring accurate tracking and reporting of their hours worked and proper processing of their hourly wages, then we may face claims alleging violations of wage and hour employment laws, including, without limitation, claims of back wages, unpaid overtime pay and missed meal and rest periods. Any such employee litigation could be attempted on a class or representative basis. Such litigation can be expensive and time-consuming regardless of whether the claims against us are valid or whether we are ultimately determined to be liable, and could divert management's attention from our business. We could also be adversely affected by negative publicity, litigation costs resulting from the defense of these claims and the diversion of time and resources from our operations.

---

## [Table of Contents](#)

### ***Compromises of our data security could cause us to incur unexpected expenses and may materially harm our reputation and operating results.***

In the ordinary course of our business, we and our vendors collect, process and store certain personal information and other data relating to individuals, such as our clients and employees, including client payment card information. We rely substantially on commercially available systems, software, tools and monitoring to provide security for our processing, transmission and storage of personal information and other confidential information. There can be no assurance, however, that we or our vendors will not suffer a data compromise, that hackers or other unauthorized parties will not gain access to personal information or other data, including payment card data or confidential business information or that any such data compromise or access will be discovered in a timely fashion. The techniques used to obtain unauthorized access or to sabotage systems change frequently and generally are not identified until they are launched against a target, and we and our vendors may be unable to anticipate these techniques or to implement adequate preventative measures. In addition, our employees, contractors, vendors or other third parties with whom we do business may attempt to circumvent security measures in order to misappropriate such personal information, confidential information or other data, or may inadvertently release or compromise such data.

Compromise of our data security or of third parties with whom we do business, failure to prevent or mitigate the loss of personal or business information and delays in detecting or providing prompt notice of any such compromise or loss could disrupt our operations, damage our reputation and subject us to litigation, government action or other additional costs and liabilities that could adversely affect our business, financial condition and operating results.

### ***Our use of personal information and other data subjects us to privacy laws and obligations, and our failure to comply with such obligations could harm our business.***

We collect and maintain significant amounts of personal information and other data relating to our clients and employees. Numerous laws, rules and regulations in the United States and internationally govern privacy and the collection, use and protection of personal information, the scope of which is continually changing. These laws, rules and regulations evolve frequently and may be inconsistent from one jurisdiction to another or may be interpreted to conflict with our practices. Any failure or perceived failure by us or any third parties with which we do business to comply with these laws, rules and regulations, or with other obligations to which we may be or may become subject, may result in actions against us by governmental entities, private claims and litigations, fines, penalties or other liabilities. Any such action would be expensive to defend, would damage our reputation and adversely affect our business and operating results.

### ***System interruptions that impair client access to our website or other performance failures in our technology infrastructure could damage our business.***

The satisfactory performance, reliability and availability of our website, mobile application, internal applications and technology infrastructure are critical to our business. We rely on our website and mobile application to engage with our clients and sell them merchandise. We also rely on a host of internal custom-built applications to run critical business functions, such as styling, merchandise purchasing, warehouse operations and order fulfillment. In addition, we rely on a variety of third party, cloud-based solution vendors for key elements of our technology infrastructure. These systems are vulnerable to damage or interruption and we have experienced interruptions in the past. For example, in February 2017, as a result of an outage with Amazon Web Services, where much of our technology infrastructure is hosted, we experienced disruptions in applications that support our warehouse operations and order fulfillment that caused a temporary slowdown in the number of Fix shipments we were able to make. Interruptions may be caused by a variety of incidents, including human error, our failures to update or improve our proprietary systems, cyber-attacks, fire, flood, power loss or telecommunications failures. Any failure or interruption of our website, mobile application, internal business applications or our technology infrastructure could harm our ability to serve our clients, which would adversely affect our business and operating results.

---

## [Table of Contents](#)

### ***Material weaknesses in our internal control over financial reporting may cause us to fail to timely and accurately report our financial results or result in a material misstatement of our financial statements.***

In connection with the audits of our 2016 and 2017 consolidated financial statements, we and our independent registered public accounting firm identified control deficiencies in the design and operation of our internal control over financial reporting that constituted a material weakness. A material weakness is a deficiency, or a combination of deficiencies, in internal control over financial reporting such that there is a reasonable possibility that a material misstatement of our financial statements will not be prevented or detected on a timely basis.

The material weakness identified in our internal control over financial reporting in 2016 primarily related to our accounting and proprietary systems used in our financial reporting process not having the proper level of controls. As a result, journal entries were prepared and posted to our accounting system without evidence of an independent review. In addition, our accounting and proprietary systems lacked controls over access, program change management and computer operations that are needed to ensure access to financial data is adequately restricted to appropriate personnel. During 2017, we took certain actions towards remediating the material weakness, which included implementing an accounting system that has the ability to better manage segregation of duties and controls over the preparation and review of journal entries, and engaging external consultants to conduct a review of processes that involve financial data within our accounting and proprietary systems. This review, which is ongoing, includes the identification of potential risks, documentation of processes and recommendations for improvements.

We are still in the process of completing the remediation of the 2016 and 2017 material weakness related to our accounting and proprietary systems. However, we cannot assure you that the steps we are taking will be sufficient to remediate our material weakness or prevent future material weaknesses or significant deficiencies from occurring.

If we identify future material weaknesses in our internal controls over financial reporting or fail to meet the demands that will be placed upon us as a public company, including the requirements of the Sarbanes-Oxley Act, we may be unable to accurately report our financial results or report them within the timeframes required by law or stock exchange regulations. Failure to comply with Section 404 of the Sarbanes-Oxley Act could also potentially subject us to sanctions or investigations by the SEC or other regulatory authorities. If additional material weaknesses exist or are discovered in the future, and we are unable to remediate any such material weakness, our reputation, financial condition and operating results could suffer.

### ***Expansion of our operations internationally will require management attention and resources, involves additional risks and may be unsuccessful.***

We have no experience with operating internationally or selling our merchandise outside of the United States, and if we choose to expand internationally we would need to adapt to different local cultures, standards and policies. The business model we employ and the merchandise we currently offer may not appeal to consumers outside of the United States. Furthermore, to succeed with clients in international locations, it likely will be necessary to locate fulfillment centers in foreign markets and hire local employees in those international centers, and we may have to invest in these facilities before proving we can successfully run foreign operations. We may not be successful in expanding into international markets or in generating revenue from foreign operations for a variety of reasons, including:

- localization of our merchandise offerings, including translation into foreign languages and adaptation for local practices;
- different consumer demand dynamics, which may make our model and the merchandise we offer less successful compared to the United States;
- competition from local incumbents that understand the local market and may operate more effectively;



---

## Table of Contents

- regulatory requirements, taxes, trade laws, trade sanctions and economic embargoes, tariffs, export quotas, custom duties or other trade restrictions or any unexpected changes thereto;
- laws and regulations regarding anti-bribery and anti-corruption compliance;
- differing labor regulations where labor laws may be more advantageous to employees as compared to the United States and increased labor costs;
- more stringent regulations relating to privacy and data security and access to, or use of, commercial and personal information, particularly in Europe;
- changes in a specific country's or region's political or economic conditions; and
- risks resulting from changes in currency exchange rates.

If we invest substantial time and resources to establish and expand our operations internationally and are unable to do so successfully and in a timely manner, our operating results would suffer.

***Our business, including our costs and supply chain, is subject to risks associated with sourcing, manufacturing and warehousing.***

We currently source all of the merchandise we offer from third-party vendors, and as a result we may be subject to price fluctuations or demand disruptions. Our operating results would be negatively impacted by increases in the prices of our merchandise, and we have no guarantees that prices will not rise. In addition, as we expand into new categories and product types, we expect that we may not have strong purchasing power in these new areas, which could lead to higher prices than we have historically seen in our current categories. We may not be able to pass increased prices on to clients, which could adversely affect our operating results. Moreover, in the event of a significant disruption in the supply of the fabrics or raw materials used in the manufacture of the merchandise we offer, the vendors that we work with might not be able to locate alternative suppliers of materials of comparable quality at an acceptable price. For example, natural disasters have in the past increased raw material costs, impacting pricing with certain of our vendors, and caused shipping delays for certain of our merchandise. Any delays, interruption, damage to or increased costs in the manufacture of the merchandise we offer could result in higher prices to acquire the merchandise or non-delivery of merchandise altogether, and could adversely affect our operating results.

In addition, we cannot guarantee that merchandise we receive from vendors will be of sufficient quality or free from damage, or that such merchandise will not be damaged during shipping, while stored in one of our distribution centers or when returned by customers. While we take measures to ensure merchandise quality and avoid damage, including evaluating vendor product samples, conducting inventory inspections and inspecting returned product, we cannot control merchandise while it is out of our possession or prevent all damage while in our distribution centers. We may incur additional expenses and our reputation could be harmed if clients and potential clients believe that our merchandise is not of high quality or may be damaged.

***If we are unable to acquire new merchandise vendors or retain existing merchandise vendors, our operating results may be harmed.***

As of July 29, 2017, we offered merchandise from more than 700 established and emerging brands. In order to continue to attract and retain quality merchandise brands, we must help merchandise vendors increase their sales and offer merchandise vendors a high quality, cost-effective fulfillment process.

If we do not continue to acquire new merchandise vendors or retain our existing merchandise vendors on acceptable commercial terms, we may not be able to maintain a broad selection of merchandise, and our operating results may suffer.

---

## Table of Contents

In addition, our Exclusive Brands are sourced from third-party vendors and contract manufacturers. The loss of one of our Exclusive Brand vendors could require us to source Exclusive Brand merchandise from another vendor or manufacturer, which could cause inventory delays, impact our clients' experiences, and otherwise harm our operating results.

***Any failure by us or our vendors to comply with product safety, labor or other laws, or our standard vendor terms and conditions, or to provide safe factory conditions for our or their workers may damage our reputation and brand and harm our business.***

The merchandise we sell to our clients is subject to regulation by the Federal Consumer Product Safety Commission, the Federal Trade Commission and similar state and international regulatory authorities. As a result, such merchandise could be in the future subject to recalls and other remedial actions. Product safety, labeling and licensing concerns may require us to voluntarily remove selected merchandise from our inventory. Such recalls or voluntary removal of merchandise can result in, among other things, lost sales, diverted resources, potential harm to our reputation and increased client service costs and legal expenses, which could have a material adverse effect on our operating results.

Some of the merchandise we sell may expose us to product liability claims and litigation or regulatory action relating to personal injury or environmental or property damage. Although we maintain liability insurance, we cannot be certain that our coverage will be adequate for liabilities actually incurred or that insurance will continue to be available to us on economically reasonable terms or at all. In addition, some of our agreements with our vendors may not indemnify us from product liability for a particular vendor's merchandise or our vendors may not have sufficient resources or insurance to satisfy their indemnity and defense obligations.

We purchase our merchandise from numerous domestic and international vendors. Our standard vendor terms and conditions require vendors to comply with applicable laws. We recently hired independent firms that are in the process of conducting social audits of the working conditions at the factories producing our Exclusive Brands. If an audit reveals potential problems, we require that the vendor institute corrective action plans to bring the factory into compliance with our standards, or we may discontinue our relationship with the vendor. Failure of our vendors to comply with applicable laws and regulations and contractual requirements could lead to litigation against us, resulting in increased legal expenses and costs. In addition, the failure of any such vendors to provide safe and humane factory conditions and oversight at their facilities could damage our reputation with clients or result in legal claims against us.

***Shipping is a critical part of our business and any changes in our shipping arrangements or any interruptions in shipping could adversely affect our operating results.***

We currently rely on three major vendors for our shipping. If we are not able to negotiate acceptable pricing and other terms with these entities or they experience performance problems or other difficulties, it could negatively impact our operating results and our clients' experience. In addition, our ability to receive inbound inventory efficiently and ship merchandise to clients may be negatively affected by inclement weather, fire, flood, power loss, earthquakes, labor disputes, acts of war or terrorism and similar factors. For example, strikes at major international shipping ports have in the past impacted our supply of inventory from our vendors. In addition, as a result of Hurricane Harvey in September 2017, one of our shipping vendors was unable to deliver Fixes to certain affected areas for several weeks, resulting in delivery delays and Fix cancellations. We are also subject to risks of damage or loss during delivery by our shipping vendors. If our merchandise is not delivered in a timely fashion or is damaged or lost during the delivery process, our clients could become dissatisfied and cease using our services, which would adversely affect our business and operating results.

***We are subject to payment-related risks.***

We accept payments online via credit and debit cards, which subjects us to certain regulations and fraud, and we may in the future offer new payment options to clients that would be subject to additional regulations and

---

## [Table of Contents](#)

risks. We pay interchange and other fees in connection with credit card payments, which may increase over time and adversely affect our operating results. While we use a third party to process payments, we are subject to payment card association operating rules and certification requirements, including the Payment Card Industry Data Security Standard and rules governing electronic funds transfers. If we fail to comply with applicable rules and regulations, we may be subject to fines or higher transaction fees and may lose our ability to accept online payments or other payment card transactions. If any of these events were to occur, our business, financial condition and operating results could be adversely affected.

### ***We may incur significant losses from fraud.***

We have in the past incurred and may in the future incur losses from various types of fraud, including stolen credit card numbers, claims that a client did not authorize a purchase, merchant fraud and clients who have closed bank accounts or have insufficient funds in open bank accounts to satisfy payments. In addition to the direct costs of such losses, if the fraud is related to credit card transactions and becomes excessive, it could potentially result in us paying higher fees or losing the right to accept credit cards for payment. In addition, under current credit card practices, we are liable for fraudulent credit card transactions because we do not obtain a cardholder's signature. Our failure to adequately prevent fraudulent transactions could damage our reputation, result in litigation or regulatory action and lead to expenses that could substantially impact our operating results.

### ***Unfavorable changes or failure by us to comply with evolving internet and eCommerce regulations could substantially harm our business and operating results.***

We are subject to general business regulations and laws as well as regulations and laws specifically governing the internet and eCommerce. These regulations and laws may involve taxes, privacy and data security, consumer protection, the ability to collect and/or share necessary information that allows us to conduct business on the internet, marketing communications and advertising, content protection, electronic contracts or gift cards. Furthermore, the regulatory landscape impacting internet and eCommerce businesses is constantly evolving. For example, in 2010 California's Automatic Renewal Law went into effect, requiring companies to adhere to enhanced disclosure requirements when entering into automatically renewing contracts with consumers. As a result, a wave of consumer class action lawsuits was brought against companies that offer online products and services on a subscription or recurring basis. Any failure, or perceived failure, by us to comply with any of these laws or regulations could result in damage to our reputation, a loss in business and proceedings or actions against us by governmental entities or others, which could impact our operating results.

### ***If we cannot successfully protect our intellectual property, our business would suffer.***

We rely on trademark, copyright, trade secrets, patents, confidentiality agreements and other practices to protect our brands, proprietary information, technologies and processes. Our principal trademark assets include the registered trademarks "Stitch Fix" and "Fix," multiple private label clothing and accessory brand names and our logos and taglines. Our trademarks are valuable assets that support our brand and consumers' perception of our services and merchandise. We also hold the rights to the "stitchfix.com" internet domain name and various other related domain names, which are subject to internet regulatory bodies and trademark and other related laws of each applicable jurisdiction. If we are unable to protect our trademarks or domain names in the United States or in other jurisdictions in which we may ultimately operate, our brand recognition and reputation would suffer, we would incur significant expense establishing new brands and our operating results would be adversely impacted.

We currently have one patent issued and seven patent applications pending in the United States. We also have four patent applications filed in the People's Republic of China. The patent that we own and those that may be issued in the future may not provide us with any competitive advantages or may be challenged by third parties, and our patent applications may never be granted. Even if issued, there can be no assurance that these patents will adequately protect our intellectual property or survive a legal challenge, as the legal standards

---

## [Table of Contents](#)

relating to the validity, enforceability and scope of protection of patent and other intellectual property rights are uncertain. Our limited patent protection may restrict our ability to protect our technologies and processes from competition. We primarily rely on trade secret laws to protect our technologies and processes, including the algorithms we use throughout our business. Others may independently develop the same or similar technologies and processes, or may improperly acquire and use information about our technologies and processes, which may allow them to provide a service similar to ours, which could harm our competitive position.

We may be required to spend significant resources to monitor and protect our intellectual property rights, and the efforts we take to protect our proprietary rights may not be sufficient.

### ***We may be accused of infringing intellectual property rights of third parties.***

We are also at risk of claims by others that we have infringed their copyrights, trademarks or patents, or improperly used or disclosed their trade secrets. The costs of supporting any litigation or disputes related to these claims can be considerable, and we cannot assure you that we will achieve a favorable outcome of any such claim. If any such claim is valid, we may be compelled to cease our use of such intellectual property and pay damages, which could adversely affect our business. Even if such claims were not valid, defending them could be expensive and distracting, adversely affecting our operating results.

### ***We could be required to collect additional sales taxes or be subject to other tax liabilities that may increase the costs our clients would have to pay for our offering and adversely affect our operating results.***

An increasing number of states have considered or adopted laws that attempt to impose tax collection obligations on out-of-state retailers. A successful assertion by one or more states requiring us to collect taxes where we presently do not do so, or to collect more taxes in a jurisdiction in which we currently do collect some taxes, could result in substantial tax liabilities, including taxes on past sales, as well as penalties and interest. The imposition by state governments of sales tax collection obligations on out-of-state retailers could also create additional administrative burdens for us, put us at a competitive disadvantage if they do not impose similar obligations on our competitors and decrease our future sales, which could have a material adverse impact on our business and operating results.

### ***U.S. import taxation levels may increase and could harm our business.***

Increases in taxes imposed on goods imported to the United States have been proposed by U.S. lawmakers and the President of the United States and, if enacted, may impede our growth and negatively affect our operating results. The substantial majority of our inventory is made outside of the United States and would be subject to increased taxation if new taxes on imports were imposed. Such taxes would increase the cost of our inventory and would raise retail prices of our merchandise to the extent we pass the increased costs on to clients, which could adversely affect our operating results.

### ***We may experience fluctuations in our tax obligations and effective tax rate, which could adversely affect our operating results.***

We are subject to taxes in the United States. We record tax expense based on current tax liabilities and our estimates of future tax liabilities, which may include reserves for estimates of probable settlements of tax audits. At any one time, multiple tax years are subject to audit by various taxing jurisdictions. The results of these audits and negotiations with taxing authorities may affect the ultimate settlement of these issues. As a result, we expect that throughout the year there could be ongoing variability in our quarterly tax rates as taxable events occur and exposures are re-evaluated. Further, our effective tax rate in a given financial statement period may be materially impacted by changes in tax laws, changes in the mix and level of earnings by taxing jurisdictions, or changes to existing accounting rules or regulations. Fluctuations in our tax obligations and effective tax rate could adversely affect our business, financial condition and operating results.

---

## [Table of Contents](#)

***We may require additional capital to support business growth, and this capital might not be available or may be available only by diluting existing stockholders.***

We intend to continue making investments to support our business growth and may require additional funds to support this growth and respond to business challenges, including the need to develop our services, expand our inventory, enhance our operating infrastructure, expand the markets in which we operate and potentially acquire complementary businesses and technologies. Accordingly, we may need to engage in equity or debt financings to secure additional funds. If we raise additional funds through further issuances of equity or convertible debt securities, our existing stockholders could suffer significant dilution, and any new equity securities we issue could have rights, preferences and privileges superior to those of holders of our Class A common stock. Any debt financing secured by us in the future could involve restrictive covenants relating to our capital-raising activities and other financial and operational matters, which may make it more difficult for us to obtain additional capital and to pursue business opportunities. In addition, we may not be able to obtain additional financing on terms favorable to us, if at all. If we are unable to obtain adequate financing or financing on terms satisfactory to us, when we require it, our ability to continue to support our business growth and to respond to business challenges could be significantly limited, and our business and prospects could fail or be adversely affected.

***Our failure to adequately and effectively staff our fulfillment centers, through third parties or with our own employees, could adversely affect our client experience and operating results.***

We currently receive and distribute merchandise at five fulfillment centers in the United States, one of which is operated by a third party. If we or our third-party partner are unable to adequately staff our fulfillment centers to meet demand or if the cost of such staffing is higher than historical or projected costs due to mandated wage increases, regulatory changes, international expansion or other factors, our operating results could be harmed. In addition, operating fulfillment centers comes with potential risks, such as workplace safety issues and employment claims for the failure or alleged failure to comply with labor laws or laws respecting union organizing activities. Any such issues may result in delays in shipping times or packing quality, and our reputation and operating results may be harmed.

By using a third-party operator for one of our fulfillment centers, we also face additional risks associated with not having complete control over operations at that fulfillment center. Any deterioration in the financial condition or operations of that operator, or the loss of that operator, would have significant impact on our operations.

***Some of our software and systems contain open source software, which may pose particular risks to our proprietary applications.***

We use open source software in the applications we have developed to operate our business and will use open source software in the future. We may face claims from third parties demanding the release or license of the open source software or derivative works that we developed from such software (which could include our proprietary source code) or otherwise seeking to enforce the terms of the applicable open source license. These claims could result in litigation and could require us to purchase a costly license, publicly release the affected portions of our source code, or cease offering the implicated solutions unless and until we can re-engineer them to avoid infringement. In addition, our use of open source software may also present additional security risks because the source code for open source software is publicly available, which may make it easier for hackers and other third parties to determine how to breach our website and systems that rely on open source software. Any of these risks could be difficult to eliminate or manage and, if not addressed, could have an adverse effect on our business and operating results.

***Adverse litigation judgments or settlements resulting from legal proceedings in which we may be involved could expose us to monetary damages or limit our ability to operate our business.***

We have in the past and may in the future become involved in private actions, collective actions, investigations and various other legal proceedings by clients, employees, suppliers, competitors, government

---

## Table of Contents

agencies or others. The results of any such litigation, investigations and other legal proceedings are inherently unpredictable and expensive. Any claims against us, whether meritorious or not, could be time consuming, result in costly litigation, damage our reputation, require significant amounts of management time and divert significant resources. If any of these legal proceedings were to be determined adversely to us, or we were to enter into a settlement arrangement, we could be exposed to monetary damages or limits on our ability to operate our business, which could have an adverse effect on our business, financial condition and operating results.

### ***If we are unable to make acquisitions and investments, or successfully integrate them into our business, our business could be harmed.***

As part of our business strategy, we may acquire other companies or businesses. However, we may not be able to find suitable acquisition candidates, and we may not be able to complete acquisitions on favorable terms, if at all. Acquisitions involve numerous risks, any of which could harm our business and negatively affect our operating results, including:

- difficulties in integrating the technologies, operations, existing contracts and personnel of an acquired company;
- difficulties in supporting and transitioning clients and suppliers, if any, of an acquired company;
- diversion of financial and management resources from existing operations or alternative acquisition opportunities;
- failure to realize the anticipated benefits or synergies of a transaction;
- failure to identify all of the problems, liabilities or other shortcomings or challenges of an acquired company or technology, including issues related to intellectual property, regulatory compliance practices, revenue recognition or other accounting practices, or employee or client issues;
- risks of entering new markets in which we have limited or no experience;
- potential loss of key employees, clients, vendors and suppliers from either our current business or an acquired company's business;
- inability to generate sufficient revenue to offset acquisition costs;
- additional costs or equity dilution associated with funding the acquisition; and
- possible write-offs or impairment charges relating to acquired businesses.

### ***Our operating results could be adversely affected by natural disasters, public health crises, political crises or other catastrophic events.***

Our principal offices and one of our fulfillment centers are located in the San Francisco Bay Area, an area which has a history of earthquakes, and are thus vulnerable to damage. We also operate offices and fulfillment centers in other cities and states. Natural disasters, such as earthquakes, hurricanes, tornadoes, floods and other adverse weather and climate conditions; unforeseen public health crises, such as pandemics and epidemics; political crises, such as terrorist attacks, war and other political instability; or other catastrophic events, whether occurring in the United States or internationally, could disrupt our operations in any of our offices and fulfillment centers or the operations of one or more of our third-party providers or vendors. In particular, these types of events could impact our merchandise supply chain, including our ability to ship merchandise to clients from or to the impacted region, and could impact our ability or the ability of third parties to operate our sites and ship merchandise. In addition, these types of events could negatively impact consumer spending in the impacted regions. To the extent any of these events occur, our business and operating results could be adversely affected.

---

## [Table of Contents](#)

### **Risks Relating to Our Initial Public Offering and Ownership of Our Class A Common Stock**

***The market price of our Class A common stock may be volatile or may decline steeply or suddenly regardless of our operating performance and we may not be able to meet investor or analyst expectations. You may not be able to resell your shares at or above the initial public offering price and may lose all or part of your investment.***

The initial public offering price for our Class A common stock was determined through negotiations between the underwriters and us, and may vary from the market price of our Class A common stock following this offering. If you purchase shares of our Class A common stock in this offering, you may not be able to resell those shares at or above the initial public offering price. We cannot assure you that the market price following this offering will equal or exceed prices in privately negotiated transactions of our shares that have occurred from time to time before this offering. The market price of our Class A common stock may fluctuate or decline significantly in response to numerous factors, many of which are beyond our control, including:

- actual or anticipated fluctuations in our client base, the level of client engagement, revenue or other operating results;
- variations between our actual operating results and the expectations of securities analysts, investors and the financial community;
- any forward-looking financial or operating information we may provide to the public or securities analysts, any changes in this information or our failure to meet expectations based on this information;
- actions of securities analysts who initiate or maintain coverage of us, changes in financial estimates by any securities analysts who follow our company or our failure to meet these estimates or the expectations of investors;
- whether investors or securities analysts view our stock structure unfavorably, particularly our dual-class structure and the significant voting control of our executive officers, directors and their affiliates;
- additional shares of our Class A common stock being sold into the market by us or our existing stockholders, or the anticipation of such sales, including if existing stockholders sell shares into the market when applicable “lock-up” periods end;
- announcements by us or our competitors of significant products or features, technical innovations, acquisitions, strategic partnerships, joint ventures or capital commitments;
- changes in operating performance and stock market valuations of companies in our industry, including our vendors and competitors;
- price and volume fluctuations in the overall stock market, including as a result of trends in the economy as a whole;
- lawsuits threatened or filed against us;
- developments in new legislation and pending lawsuits or regulatory actions, including interim or final rulings by judicial or regulatory bodies; and
- other events or factors, including those resulting from war or incidents of terrorism, or responses to these events.

In addition, extreme price and volume fluctuations in the stock markets have affected and continue to affect many eCommerce and other technology companies’ stock prices. Often, their stock prices have fluctuated in ways unrelated or disproportionate to the companies’ operating performance. In the past, stockholders have filed securities class action litigation following periods of market volatility. If we were to become involved in securities litigation, it could subject us to substantial costs, divert resources and the attention of management from our business and seriously harm our business.

---

## [Table of Contents](#)

Moreover, because of these fluctuations, comparing our operating results on a period-to-period basis may not be meaningful. You should not rely on our past results as an indication of our future performance. This variability and unpredictability could also result in our failing to meet the expectations of industry or financial analysts or investors for any period. If our revenue or operating results fall below the expectations of analysts or investors or below any forecasts we may provide to the market, or if the forecasts we provide to the market are below the expectations of analysts or investors, the price of our Class A common stock could decline substantially. Such a stock price decline could occur even when we have met any previously publicly stated revenue or earnings forecasts that we may provide.

### ***An active trading market for our Class A common stock may never develop or be sustained.***

Our Class A common stock has been approved for listing on the Nasdaq Global Select Market, or Nasdaq, under the symbol "SFIX". However, we cannot assure you that an active trading market for our Class A common stock will develop on that exchange or elsewhere or, if developed, that any market will be sustained. Accordingly, we cannot assure you of the likelihood that an active trading market for our Class A common stock will develop or be maintained, the liquidity of any trading market, your ability to sell your shares of our Class A common stock when desired, or the prices that you may obtain for your shares.

### ***Future sales of shares by existing stockholders could cause our stock price to decline.***

If our existing stockholders, including employees and service providers who obtain equity, sell or indicate an intention to sell, substantial amounts of our Class A common stock in the public market after the lock-up and legal restrictions on resale discussed in this prospectus lapse, the trading price of our Class A common stock could decline. Based on shares outstanding as of July 29, 2017, on the completion of this offering, we will have outstanding a total of 8,000,000 shares of Class A common stock and 87,411,815 shares of Class B common stock. This assumes no exercise of outstanding options and gives effect to the conversion of all of our outstanding shares of preferred stock into shares of Class B common stock, the issuance of 1,066,225 shares of Class B common stock upon the automatic exercise of outstanding preferred stock warrants in connection with this offering and the issuance of shares of Class A common stock on the completion of this offering. Of these shares, only the shares of Class A common stock sold in this offering will be freely tradable, without restriction, in the public market immediately after the offering. Each of our directors, executive officers and other holders of substantially all our outstanding shares have entered into lock-up agreements with the underwriters that restrict their ability to sell or transfer their shares for a period of 180 days after the date of this prospectus; provided that such restricted period will end with respect to 35% of the shares subject to each lock-up agreement if at any time beginning 90 days after the date of this prospectus (i) we have filed at least one quarterly report on Form 10-Q or annual report on Form 10-K and (ii) the last reported closing price of our Class A common stock is at least 25% greater than the initial public offering price of our Class A common stock for 10 out of any 15 consecutive trading days, including the last day, ending on or after the 90th day after the date of this prospectus; provided, further that if such restricted period ends during a trading black-out period, the restricted period will end one business day following the date that we announce our earnings results for the previous quarter. However, Goldman Sachs & Co. LLC and J.P. Morgan Securities LLC may, in their sole discretion, waive the contractual lock-up before the lock-up agreements expire. After the lock-up agreements expire, all 95,411,815 shares outstanding as of July 29, 2017 (assuming the closing of the offering) will be eligible for sale in the public market, of which 62,907,730 shares are held by directors, executive officers and other affiliates and will be subject to volume limitations under Rule 144 of the Securities Act of 1933, as amended, or the Securities Act, and various vesting agreements. Sales of a substantial number of such shares upon expiration of the lock-up and market stand-off agreements, the perception that such sales may occur or early release of these agreements, could cause our market price to fall or make it more difficult for you to sell your Class A common stock at a time and price that you deem appropriate.

In addition, 10,218,912 shares of Class B common stock were subject to outstanding stock options as of July 29, 2017, and outstanding stock options to purchase an aggregate of 1,293,619 shares of Class A and



---

## [Table of Contents](#)

Class B common stock were granted subsequent to July 29, 2017. These shares will become eligible for sale in the public market to the extent permitted by the provisions of various vesting agreements, the lock-up agreements and Rules 144 and 701 of the Securities Act. We intend to file a registration statement on Form S-8 under the Securities Act covering all the shares of Class A common stock subject to stock options outstanding and reserved for issuance under our stock plans. That registration statement will become effective immediately on filing, and shares covered by that registration statement will be eligible for sale in the public markets, subject to Rule 144 limitations applicable to affiliates and the lock-up agreement described above. If these additional shares are sold, or if it is perceived that they will be sold in the public market, the trading price of our Class A common stock could decline.

***The dual class structure of our common stock will have the effect of concentrating voting control with our executive officers, directors and their affiliates, and it may depress the trading price of our Class A common stock.***

Our Class B common stock has ten votes per share and our Class A common stock, which is the stock we are offering in this offering, has one vote per share. Our existing stockholders, all of which hold shares of Class B common stock, will collectively beneficially own shares representing approximately 99.1% of the voting power of our outstanding capital stock following the completion of this offering. Our directors and executive officers and their affiliates will collectively beneficially own, in the aggregate, shares representing approximately 72.5% of the voting power of our outstanding capital stock immediately following the completion of this offering. As a result, the holders of our Class B common stock will be able to exercise considerable influence over matters requiring stockholder approval, including the election of directors and approval of significant corporate transactions, such as a merger or other sale of our company or our assets, even if their stock holdings represent less than 50% of the outstanding shares of our capital stock. This concentration of ownership will limit the ability of other stockholders to influence corporate matters and may cause us to make strategic decisions that could involve risks to you or that may not be aligned with your interests. This control may adversely affect the market price of our Class A common stock.

In addition, in July 2017, FTSE Russell and Standard & Poor's announced that they would cease to allow most newly public companies utilizing dual or multi-class capital structures to be included in their indices. Affected indices include the Russell 2000 and the S&P 500, S&P MidCap 400 and S&P SmallCap 600, which together make up the S&P Composite 1500. Under the announced policies, our dual class capital structure would make us ineligible for inclusion in any of these indices and, as a result, mutual funds, exchange-traded funds and other investment vehicles that attempt to passively track these indices will not be investing in our stock. These policies are new and it is unclear what effect, if any, they will have on the valuations of publicly traded companies excluded from the indices, but it is possible that they may depress these valuations compared to those of other similar companies that are included.

***We have broad discretion in how we may use the net proceeds from this offering, and we may not use them effectively.***

We cannot specify with any certainty the particular uses of the net proceeds that we will receive from this offering. Our management will have broad discretion in applying the net proceeds we receive from this offering. We may use the net proceeds for general corporate purposes, including working capital, operating expenses and capital expenditures. We may use a portion of the net proceeds to acquire complementary businesses, products, services or technologies. However, we do not have agreements or commitments to enter into any acquisitions at this time. We may also spend or invest these proceeds in a way with which our stockholders disagree. If our management fails to use these funds effectively, our business could be seriously harmed. Pending their use, the net proceeds from this offering may be invested in a way that does not produce income or that loses value.

---

## [Table of Contents](#)

***If securities or industry analysts either do not publish research about us or publish inaccurate or unfavorable research about us, our business or our market, or if they change their recommendations regarding our common stock adversely, the trading price or trading volume of our Class A common stock could decline.***

The trading market for our Class A common stock will be influenced in part by the research and reports that securities or industry analysts may publish about us, our business, our market or our competitors. If one or more of the analysts initiate research with an unfavorable rating or downgrade our Class A common stock, provide a more favorable recommendation about our competitors or publish inaccurate or unfavorable research about our business, our Class A common stock price would likely decline. If any analyst who may cover us were to cease coverage of us or fail to regularly publish reports on us, we could lose visibility in the financial markets, which in turn could cause the trading price or trading volume of our Class A common stock to decline.

***We are an emerging growth company, and any decision on our part to comply only with certain reduced reporting and disclosure requirements applicable to emerging growth companies could make our Class A common stock less attractive to investors.***

We are an emerging growth company and, for as long as we continue to be an emerging growth company, we may choose to take advantage of exemptions from various reporting requirements applicable to other public companies but not to “emerging growth companies,” including:

- not being required to have our independent registered public accounting firm audit our internal control over financial reporting under Section 404 of the Sarbanes-Oxley Act;
- reduced disclosure obligations regarding executive compensation in our periodic reports and annual report on Form 10-K; and
- exemptions from the requirements of holding non-binding advisory votes on executive compensation and stockholder approval of any golden parachute payments not previously approved.

We could be an emerging growth company for up to five years following the completion of this offering, although we expect to not be an emerging growth company sooner. Our status as an emerging growth company will end as soon as any of the following takes place:

- the last day of the fiscal year in which we have more than \$1.07 billion in annual revenue;
- the date we qualify as a “large accelerated filer,” with at least \$700 million of equity securities held by non-affiliates;
- the date on which we have issued, in any three-year period, more than \$1.0 billion in non-convertible debt securities; or
- the last day of the fiscal year ending after the fifth anniversary of the completion of this offering.

We cannot predict if investors will find our Class A common stock less attractive if we choose to rely on any of the exemptions afforded emerging growth companies. If some investors find our Class A common stock less attractive because we rely on any of these exemptions, there may be a less active trading market for our Class A common stock and the market price of our Class A common stock may be more volatile.

Under the JOBS Act, “emerging growth companies” can also delay adopting new or revised accounting standards until such time as those standards apply to private companies. We have irrevocably elected not to avail ourselves of this accommodation and, therefore, we will be subject to the same new or revised accounting standards as other public companies that are not emerging growth companies.

---

## [Table of Contents](#)

***We do not currently intend to pay dividends on our Class A common stock and, consequently, your ability to achieve a return on your investment will depend on appreciation of the value of our Class A common stock.***

We have never declared or paid cash dividends on our capital stock. We currently intend to retain any future earnings to finance the operation and expansion of our business, and we do not expect to pay any cash dividends on our Class A common stock in the foreseeable future. As a result, any investment return on our Class A common stock will depend upon increases in the value for our Class A common stock, which is not certain.

***Future securities issuances could result in significant dilution to our stockholders and impair the market price of our Class A common stock.***

Future issuances of shares of our Class A common stock or the conversion of a substantial number of shares of our Class B common stock, or the perception that these sales or conversions may occur, could depress the market price of our Class A common stock and result in dilution to existing holders of our Class A common stock. Also, to the extent outstanding options and warrants to purchase our shares of our Class A or Class B common stock are exercised or options or other stock-based awards are issued or become vested, there will be further dilution. The amount of dilution could be substantial depending upon the size of the issuances or exercises. Furthermore, we may issue additional equity securities that could have rights senior to those of our Class A common stock. As a result, purchasers of our Class A common stock in this offering bear the risk that future issuances of debt or equity securities may reduce the value of our Class A common stock and further dilute their ownership interest.

As of July 29, 2017, there were 10,218,912 shares of Class B common stock subject to outstanding options. In connection with this offering, all of the shares of Class A common stock issuable upon the conversion of shares of Class B common stock subject to outstanding options will be registered for public resale under the Securities Act. Accordingly, these shares will be able to be freely sold in the public market upon issuance as permitted by any applicable vesting requirements, and subject to compliance with applicable securities laws.

In addition, as of July 29, 2017, the holders of approximately 60,577,280 shares of our Class B common stock, on an as converted basis, including 1,066,225 shares of Class B common stock issuable upon the automatic exercise of outstanding preferred stock warrants in connection with this offering, have rights, subject to certain conditions, to require us to file registration statements for the public resale of the shares of Class A common stock issuable upon conversion of their shares of Class B common stock, or to include such shares in registration statements that we may file.

***The requirements of being a public company may strain our resources, result in more litigation and divert management's attention.***

As a public company, we will be subject to the reporting requirements of the Securities Exchange Act of 1934, as amended, or the Exchange Act, the Sarbanes-Oxley Act, the Dodd-Frank Wall Street Reform and Consumer Protection Act, or the Dodd-Frank Act, the listing requirements of the Nasdaq and other applicable securities rules and regulations. Complying with these rules and regulations has increased and will increase our legal and financial compliance costs, make some activities more difficult, time consuming or costly and increase demand on our systems and resources. To address these challenges, we recently expanded our finance and accounting teams. The Exchange Act requires, among other things, that we file annual, quarterly and current reports with respect to our business and operating results. The Sarbanes-Oxley Act requires, among other things, that we maintain effective disclosure controls and procedures and internal control over financial reporting. We are required to disclose changes made in our internal control and procedures on a quarterly basis. In order to maintain and, if required, improve our disclosure controls and procedures and internal control over financial reporting to meet this standard, significant resources and management oversight may be required. As a result, management's attention may be diverted from other business concerns, which could adversely affect our business and operating results. We may need to hire additional employees or engage outside consultants to comply with these requirements, which will increase our costs and expenses.

---

## Table of Contents

In addition, changing laws, regulations and standards relating to corporate governance and public disclosure are creating uncertainty for public companies, increasing legal and financial compliance costs and making some activities more time consuming. These laws, regulations and standards are subject to varying interpretations, in many cases due to their lack of specificity, and, as a result, their application in practice may evolve over time as new guidance is provided by regulatory and governing bodies. This could result in continuing uncertainty regarding compliance matters and higher costs necessitated by ongoing revisions to disclosure and governance practices. We intend to invest resources to comply with evolving laws, regulations and standards, and this investment may result in increased general and administrative expenses and a diversion of management's time and attention from revenue-generating activities to compliance activities. If our efforts to comply with new laws, regulations and standards differ from the activities intended by regulatory or governing bodies due to ambiguities related to their application and practice, regulatory authorities may initiate legal proceedings against us and our business may be adversely affected.

These new rules and regulations may make it more expensive for us to obtain director and officer liability insurance and, in the future, we may be required to accept reduced coverage or incur substantially higher costs to obtain coverage. These factors could also make it more difficult for us to attract and retain qualified members of our board of directors, particularly to serve on our audit committee and compensation committee, and qualified executive officers.

By disclosing information in this prospectus and in filings required of a public company, our business and financial condition will become more visible, which we believe may result in threatened or actual litigation, including by competitors and other third parties. If those claims are successful, our business could be seriously harmed. Even if the claims do not result in litigation or are resolved in our favor, the time and resources needed to resolve them could divert our management's resources and seriously harm our business.

***If you purchase shares of our Class A common stock in our initial public offering, you will experience substantial and immediate dilution.***

The initial public offering price of \$15.00 per share is substantially higher than the net tangible book value per share of our outstanding common stock immediately after this offering. If you purchase shares of our Class A common stock in our initial public offering, you will experience substantial and immediate dilution in the pro forma net tangible book value per share of \$12.69 per share as of July 29, 2017. That is because the price that you pay will be substantially greater than the pro forma net tangible book value per share of the Class A common stock that you acquire. This dilution is due in large part to the fact that our earlier investors paid substantially less than the initial public offering price when they purchased their shares of our capital stock. You will experience additional dilution when those holding options exercise their right to purchase common stock under our equity incentive plans or when we otherwise issue additional shares of our common stock. For more information, see "Dilution."

***Delaware law and provisions in our amended and restated certificate of incorporation and amended and restated bylaws that will be in effect on the completion of this offering could make a merger, tender offer or proxy contest difficult, thereby depressing the trading price of our Class A common stock.***

Our amended and restated certificate of incorporation and amended and restated bylaws that will be in effect on the completion of this offering contain provisions that could depress the trading price of our Class A common stock by acting to discourage, delay or prevent a change of control of our company or changes in our management that the stockholders of our company may deem advantageous. These provisions include the following:

- establish a classified board of directors so that not all members of our board of directors are elected at one time;

---

## Table of Contents

- permit the board of directors to establish the number of directors and fill any vacancies and newly-created directorships;
- provide that directors may only be removed for cause;
- require super-majority voting to amend some provisions in our certificate of incorporation and bylaws;
- authorize the issuance of “blank check” preferred stock that our board of directors could use to implement a stockholder rights plan;
- eliminate the ability of our stockholders to call special meetings of stockholders;
- prohibit stockholder action by written consent, which requires all stockholder actions to be taken at a meeting of our stockholders;
- provide that the board of directors is expressly authorized to make, alter or repeal our bylaws;
- restrict the forum for certain litigation against us to Delaware;
- reflect the dual class structure of our common stock; and
- establish advance notice requirements for nominations for election to our board of directors or for proposing matters that can be acted upon by stockholders at annual stockholder meetings.

Any provision of our amended and restated certificate of incorporation or amended and restated bylaws, that will be in effect on the completion of this offering or Delaware law that has the effect of delaying or deterring a change in control could limit the opportunity for our stockholders to receive a premium for their shares of our common stock, and could also affect the price that some investors are willing to pay for our Class A common stock. For information regarding these and other provisions, see “Description of Capital Stock—Anti-Takeover Provisions.”

***Our amended and restated certificate of incorporation that will be in effect on the completion of this offering will provide that the Court of Chancery of the State of Delaware and the federal district courts of the United States will be the exclusive forums for substantially all disputes between us and our stockholders, which could limit our stockholders’ ability to obtain a favorable judicial forum for disputes with us or our directors, officers or employees.***

Our amended and restated certificate of incorporation that will be in effect on the completion of this offering will provide that the Court of Chancery of the State of Delaware is the exclusive forum for:

- any derivative action or proceeding brought on our behalf;
- any action asserting a breach of fiduciary duty;
- any action asserting a claim against us arising under the Delaware General Corporation Law, our amended and restated certificate of incorporation or our amended and restated bylaws; and
- any action asserting a claim against us that is governed by the internal-affairs doctrine.

Our amended and restated certificate of incorporation that will be in effect on the completion of this offering will further provide that the federal district courts of the United States will be the exclusive forum for resolving any complaint asserting a cause of action arising under the Securities Act.

These exclusive-forum provisions may limit a stockholder’s ability to bring a claim in a judicial forum that it finds favorable for disputes with us or our directors, officers or other employees, which may discourage lawsuits against us and our directors, officers and other employees. If a court were to find either exclusive-forum provision in our amended and restated certificate of incorporation that will be in effect on the completion of this offering to be inapplicable or unenforceable in an action, we may incur additional costs associated with resolving the dispute in other jurisdictions, which could seriously harm our business.

---

## Table of Contents

### **SPECIAL NOTE REGARDING FORWARD-LOOKING STATEMENTS**

This prospectus contains forward-looking statements about us and our industry that involve substantial risks and uncertainties. All statements other than statements of historical facts contained in this prospectus, including statements regarding our future results of operations or financial condition, business strategy and plans and objectives of management for future operations, are forward-looking statements. In some cases, you can identify forward-looking statements because they contain words such as “anticipate,” “believe,” “contemplate,” “continue,” “could,” “estimate,” “expect,” “intend,” “may,” “plan,” “potential,” “predict,” “project,” “should,” “target,” “will” or “would” or the negative of these words or other similar terms or expressions. These forward-looking statements include, but are not limited to, statements concerning the following:

- our expectations regarding our revenue, expenses, profitability and other operating results;
- future investments in our business, our anticipated capital expenditures and our estimates regarding our capital requirements;
- our ability to acquire new clients and successfully engage new and existing clients;
- the costs and success of our marketing efforts, and our ability to promote our brand;
- our ability to continue to collect meaningful data, improve our algorithms and provide personalized Fixes for our clients;
- our ability to gauge apparel trends and changing consumer preferences;
- our ability to maintain and expand relationships with our brand partners;
- our ability to effectively manage our inventory;
- our ability to advance our technological and data science capabilities, as well as our ability to use our technological and data science capabilities to drive efficiencies in our business;
- our reliance on key personnel and our ability to identify, recruit and retain skilled personnel;
- our ability to effectively manage our growth, including any international expansion;
- our ability to remediate our material weakness in our internal control over financial reporting;
- our ability to protect our intellectual property rights and any costs associated therewith;
- our ability to compete effectively with existing competitors and new market entrants; and
- the growth rates of the markets in which we compete.

You should not rely on forward-looking statements as predictions of future events. We have based the forward-looking statements contained in this prospectus primarily on our current expectations and projections about future events and trends that we believe may affect our business, financial condition and operating results. The outcome of the events described in these forward-looking statements is subject to risks, uncertainties and other factors described in the section titled “Risk Factors” and elsewhere in this prospectus. Moreover, we operate in a very competitive and rapidly changing environment. New risks and uncertainties emerge from time to time, and it is not possible for us to predict all risks and uncertainties that could have an impact on the forward-looking statements contained in this prospectus. The results, events and circumstances reflected in the forward-looking statements may not be achieved or occur, and actual results, events or circumstances could differ materially from those described in the forward-looking statements.

In addition, statements that “we believe” and similar statements reflect our beliefs and opinions on the relevant subject. These statements are based on information available to us as of the date of this prospectus. And while we believe that information provides a reasonable basis for these statements, that information may be

---

## [Table of Contents](#)

limited or incomplete. Our statements should not be read to indicate that we have conducted an exhaustive inquiry into, or review of, all relevant information. These statements are inherently uncertain, and investors are cautioned not to unduly rely on these statements.

The forward-looking statements made in this prospectus relate only to events as of the date on which the statements are made. We undertake no obligation to update any forward-looking statements made in this prospectus to reflect events or circumstances after the date of this prospectus or to reflect new information or the occurrence of unanticipated events, except as required by law. We may not actually achieve the plans, intentions or expectations disclosed in our forward-looking statements, and you should not place undue reliance on our forward-looking statements. Our forward-looking statements do not reflect the potential impact of any future acquisitions, mergers, dispositions, joint ventures or investments.

---

[Table of Contents](#)

**MARKET, INDUSTRY AND OTHER DATA**

This prospectus contains statistical data, estimates and forecasts that are based on independent industry publications, such as those published by Euromonitor International Limited, or Euromonitor, or other publicly available information, as well as other information based on our internal sources. This information involves many assumptions and limitations, and you are cautioned not to give undue weight to these estimates. We have not independently verified the accuracy or completeness of the data contained in these industry publications and other publicly available information. The industry data presented in this prospectus related to the size of the U.S. apparel, footwear and accessories market is based on data from Euromonitor, Retail and Apparel and Footwear, 2017 edition, RSP (retail selling price), current terms, and our analysis of such data. None of the industry publications referred to in this prospectus were prepared on our or on our affiliates' behalf or at our expense. While we are not aware of any misstatements regarding any third-party information presented in this prospectus, Euromonitor's figures are based in part on official statistics, trade associations, trade press, company research, trade interviews and trade services, and as such have not been independently verified by Euromonitor in each case. The industry in which we operate is subject to a high degree of uncertainty and risk due to a variety of factors, including those described in the section titled "Risk Factors," that could cause results to differ materially from those expressed in these publications and other publicly available information.



---

[Table of Contents](#)

### USE OF PROCEEDS

We estimate that we will receive net proceeds from this offering of approximately \$109.8 million (or approximately \$126.9 million if the underwriters exercise their option to purchase additional shares of our Class A common stock from us in full) based on the initial public offering price of \$15.00 per share of Class A common stock, after deducting underwriting discounts and commissions and estimated offering expenses.

The principal purposes of this offering are to increase our capitalization and financial flexibility, and create a public market for our Class A common stock. As of the date of this prospectus, we cannot specify with certainty all of the particular uses for the net proceeds to us from this offering. However, we currently intend to use the net proceeds we receive from this offering for general corporate purposes, including working capital, operating expenses and capital expenditures. We may also use a portion of the net proceeds to acquire complementary businesses, products, services or technologies. However, we do not have agreements or commitments to enter into any acquisitions at this time.

We will have broad discretion over how to use the net proceeds to us from this offering. We intend to invest the net proceeds to us from the offering that are not used as described above in investment-grade, interest-bearing instruments.

---

[Table of Contents](#)**DIVIDEND POLICY**

We have never declared or paid cash dividends on our capital stock. We currently intend to retain all available funds and future earnings, if any, to fund the development and expansion of our business, and we do not anticipate paying any cash dividends in the foreseeable future. Any future determination regarding the declaration and payment of dividends, if any, will be at the discretion of our board of directors and will depend on then-existing conditions, including our financial condition, operating results, contractual restrictions, capital requirements, business prospects and other factors our board of directors may deem relevant.

[Table of Contents](#)

### CAPITALIZATION

The following table sets forth our cash and capitalization as of July 29, 2017:

- on an actual basis;
- on a pro forma basis, giving effect to (i) the reclassification of our common stock into Class B common stock, (ii) the automatic conversion of all of our outstanding shares of convertible preferred stock into shares of Class B common stock in connection with this offering, (iii) the issuance of 1,066,225 shares of Class B common stock upon the automatic exercise of outstanding preferred stock warrants in connection with this offering and (iv) the filing and effectiveness of our amended and restated certificate of incorporation which will be in effect on the completion of this offering; and
- on a pro forma as adjusted basis, giving effect to (i) the pro forma adjustments set forth above and (ii) our receipt of estimated net proceeds from the sale of shares of Class A common stock that we are offering at the initial public offering price of \$15.00 per share, after deducting the underwriting discounts and commissions and estimated offering expenses.

You should read this table together with the section titled “Management’s Discussion and Analysis of Financial Condition and Results of Operations” and our consolidated financial statements and related notes included elsewhere in this prospectus.

	July 29, 2017		
	Actual	Pro Forma	Pro Forma As Adjusted
	(in thousands except share and per share amounts)		
Cash	\$ 110,608	\$ 110,608	\$ 222,785 <sup>(1)</sup>
Convertible preferred stock, \$0.00002 par value, 60,577,280 shares authorized, 59,511,055 shares issued and outstanding, actual, and no shares authorized, issued and outstanding, pro forma and pro forma as adjusted	42,222	—	—
Stockholders’ equity:			
Preferred stock, \$0.00002 par value, no shares authorized, issued, and outstanding, actual, and 20,000,000 shares authorized, no shares issued and outstanding, pro forma and pro forma as adjusted	—	—	—
Common stock, \$0.00002 par value, 100,000,000 authorized, 26,834,535 shares issued and outstanding, actual, and no shares authorized, issued and outstanding, pro forma and pro forma as adjusted	1	—	—
Class A common stock, \$0.00002 par value, no shares authorized, issued and outstanding, actual, 2,000,000,000 shares authorized and no shares issued and outstanding, pro forma, 2,000,000,000 shares authorized and 8,000,000 shares issued and outstanding, pro forma as adjusted	—	—	—
Class B common stock, \$0.00002 par value, no shares authorized, issued and outstanding, actual, 100,000,000 shares authorized and 87,411,815 shares issued and outstanding, pro forma and pro forma as adjusted	—	2	2
Additional paid-in capital	27,002	95,902	205,692
Retained earnings	34,858	34,858	34,858
Total stockholders’ equity	<u>\$ 61,861</u>	<u>\$ 130,762</u>	<u>\$ 240,552</u>
Total capitalization	<u>\$ 104,083</u>	<u>\$ 130,762</u>	<u>\$ 240,552</u>

(1) Pro forma as adjusted cash reflects \$2.4 million of deferred offering costs that had been paid as of July 29, 2017.

---

## Table of Contents

The number of shares of Class A common stock and Class B common stock that will be outstanding after this offering is based on no shares of Class A common stock and 87,411,815 shares of Class B common stock outstanding as of July 29, 2017, and excludes:

- 10,218,912 shares of Class B common stock issuable on the exercise of stock options outstanding as of July 29, 2017 under our 2011 Plan with a weighted-average exercise price of \$7.12 per share;
- 867,865 shares of Class B common stock issuable upon the exercise of outstanding stock options granted after July 29, 2017 pursuant to our 2011 Plan with an exercise price of \$23.43 per share;
- 425,754 shares of Class A common stock issuable upon the exercise of outstanding stock options granted on November 16, 2017 pursuant to our 2017 Incentive Plan, or 2017 Plan, which became effective in connection with this offering, with an exercise price of \$15.00 per share; and
- 5,746,931 shares of Class A common stock reserved for future issuance under our 2017 Plan, as well as any future increases, including annual increases, in the number of shares of Class A common stock reserved for issuance under our 2017 Plan and any shares underlying outstanding stock awards granted under our 2011 Plan that expire or are repurchased, forfeited, cancelled or withheld, as more fully described in the section titled “Executive Compensation—Employee Benefit Plans.”

[Table of Contents](#)

## DILUTION

If you invest in our Class A common stock in this offering, your interest will be diluted to the extent of the difference between the initial public offering price per share of Class A common stock and the pro forma as adjusted net tangible book value per share immediately after this offering.

Our pro forma net tangible book value as of July 29, 2017 was \$108.4 million, or \$1.24 per share. Pro forma net tangible book value per share represents the amount of our total tangible assets less our total liabilities, divided by the number of our shares of common stock outstanding as of July 29, 2017, after giving effect to (i) the automatic conversion of all outstanding shares of preferred stock into an aggregate of 59,511,055 shares of Class B common stock, (ii) issuance of 1,066,225 shares of Class B common stock upon the automatic exercise of outstanding preferred stock warrants in connection with this offering and (iii) the reclassification of our preferred stock warrant liability to additional paid-in capital.

After giving effect to the sale by us of 8,000,000 shares of Class A common stock in this offering at the initial public offering price of \$15.00 per share, and after deducting underwriting discounts and commissions and estimated offering expenses, our pro forma as adjusted net tangible book value as of July 29, 2017 would have been \$220.6 million, or \$2.31 per share. This amount represents an immediate increase in pro forma as adjusted net tangible book value of \$1.07 per share to our existing stockholders and an immediate dilution in pro forma as adjusted net tangible book value of \$12.69 per share to new investors purchasing Class A common stock in this offering. We determine dilution by subtracting the pro forma as adjusted net tangible book value per share after this offering from the amount of cash that a new investor paid for a share of Class A common stock. The following table illustrates this dilution on a per share basis:

Initial public offering price per share		\$15.00
Pro forma net tangible book value per share as of July 29, 2017		\$1.24
Increase in pro forma as adjusted net tangible book value per share attributable to new investors purchasing shares in this offering		<u>1.07</u>
Pro forma as adjusted net tangible book value per share after this offering		<u>2.31</u>
Dilution in pro forma as adjusted net tangible book value per share to new investors in this offering		<u><u>\$12.69</u></u>

If the underwriters exercise their option to purchase additional shares of Class A common stock in full, the pro forma net tangible book value per share, as adjusted to give effect to this offering, would be \$2.46 per share, and the dilution in pro forma net tangible book value per share to new investors in this offering would be \$12.54 per share.

The following table summarizes, as of July 29, 2017, on a pro forma as adjusted basis as described above, the number of shares of our common stock, the total consideration and the average price per share (i) paid to us by existing stockholders, and (ii) to be paid by new investors acquiring our Class A common stock in this offering at the initial public offering price of \$15.00 per share, before deducting underwriting discounts and commissions and estimated offering expenses.

	Shares Purchased		Total Consideration		Average Price
	Number	Percent	Amount	Percent	Per Share
Existing stockholders	87,411,815	91.6%	\$ 48,284,295	28.7%	\$ 0.55
New investors	8,000,000	8.4	120,000,000	71.3	\$ 15.00
Totals	<u>95,411,815</u>	<u>100.0%</u>	<u>\$168,284,295</u>	<u>100.0%</u>	

---

## Table of Contents

After giving effect to the sale of shares in this offering by us, if the underwriters exercise in full their option to purchase additional shares from us, the number of shares held by new investors will increase to 9,200,000 shares, or 9.5% of the total number of shares outstanding following the completion of this offering.

The number of shares of Class A common stock and Class B common stock that will be outstanding after this offering is based on no shares of Class A common stock and 87,411,815 shares of Class B common stock outstanding as of July 29, 2017, and excludes:

- 10,218,912 shares of Class B common stock issuable on the exercise of stock options outstanding as of July 29, 2017 under our 2011 Plan with a weighted-average exercise price of \$7.12 per share;
- 867,865 shares of Class B common stock issuable upon the exercise of outstanding stock options granted after July 29, 2017 pursuant to our 2011 Plan with an exercise price of \$23.43 per share;
- 425,754 shares of Class A common stock issuable upon the exercise of outstanding stock options granted on November 16, 2017 pursuant to our 2017 Incentive Plan, or 2017 Plan, which became effective in connection with this offering, with an exercise price of \$15.00 per share; and
- 5,746,931 shares of Class A common stock reserved for future issuance under our 2017 Plan, as well as any future increases, including annual increases, in the number of shares of Class A common stock reserved for issuance under our 2017 Plan and any shares underlying outstanding stock awards granted under our 2011 Plan that expire or are repurchased, forfeited, cancelled or withheld, as more fully described in the section titled “Executive Compensation—Employee Benefit Plans.”

To the extent that any outstanding options are exercised or new options are issued under our stock-based compensation plans, or we issue additional shares of common stock in the future, there will be further dilution to investors participating in this offering. If all outstanding options under our 2011 Plan as of July 29, 2017 were exercised or settled, then our existing stockholders, including the holders of these options, would own 92.4% and our new investors would own 7.6% of the total number of shares of our Class A common stock and Class B common stock outstanding on the completion of this offering.

[Table of Contents](#)
**SELECTED CONSOLIDATED FINANCIAL AND OTHER DATA**

The selected consolidated statement of operations data for 2016 and 2017 and the selected consolidated balance sheet data as of July 30, 2016 and July 29, 2017 have been derived from our audited consolidated financial statements included elsewhere in this prospectus. The selected consolidated statements of operations data for 2014 and 2015 and the selected consolidated balance sheet data as of August 2, 2014 and August 1, 2015 have been derived from our consolidated financial statements that are not included in this prospectus. You should read the consolidated financial and other data set forth below in conjunction with our consolidated financial statements and the accompanying notes and the information in “Management’s Discussion and Analysis of Financial Condition and Results of Operations” contained elsewhere in this prospectus. Our historical results are not necessarily indicative of the results to be expected for the full year or any other period in the future.

	<u>2014</u>	<u>2015</u>	<u>2016</u>	<u>2017</u>
	(in thousands, except share and per share data)			
<b>Consolidated Statements of Operations Data:</b>				
Revenue, net	\$ 73,227	\$ 342,803	\$ 730,313	\$ 977,139
Cost of goods sold	<u>47,425</u>	<u>198,054</u>	<u>407,064</u>	<u>542,718</u>
Gross profit	<u>25,802</u>	<u>144,749</u>	<u>323,249</u>	<u>434,421</u>
Selling, general and administrative expenses <sup>(1)(2)</sup>	<u>30,242</u>	<u>108,562</u>	<u>259,021</u>	<u>402,781</u>
Operating income (loss)	(4,440)	36,187	64,228	31,640
Remeasurement of preferred stock warrant liability	1,534	2,938	3,019	18,881
Other (income) expense, net	<u>336</u>	<u>(2)</u>	<u>(13)</u>	<u>(42)</u>
Income (loss) before income taxes	(6,310)	33,251	61,222	12,801
Provision for income taxes	<u>23</u>	<u>12,322</u>	<u>28,041</u>	<u>13,395</u>
Net income (loss)	<u>\$ (6,333)</u>	<u>\$ 20,929</u>	<u>\$ 33,181</u>	<u>\$ (594)</u>
Net income (loss) attributable to common stockholders <sup>(3)</sup>				
Basic	<u>\$ (6,333)</u>	<u>\$ 4,573</u>	<u>\$ 8,211</u>	<u>\$ (594)</u>
Diluted	<u>\$ (6,333)</u>	<u>\$ 5,318</u>	<u>\$ 9,496</u>	<u>\$ (594)</u>
Earnings (loss) per share attributable to common stockholders <sup>(3)</sup>				
Basic	<u>\$ (0.34)</u>	<u>\$ 0.22</u>	<u>\$ 0.36</u>	<u>\$ (0.02)</u>
Diluted	<u>\$ (0.34)</u>	<u>\$ 0.21</u>	<u>\$ 0.34</u>	<u>\$ (0.02)</u>
Shares used to compute earnings (loss) per share attributable to common stockholders <sup>(3)</sup>				
Basic	<u>18,893,197</u>	<u>20,705,313</u>	<u>22,729,890</u>	<u>24,973,931</u>
Diluted	<u>18,893,197</u>	<u>25,452,912</u>	<u>27,882,844</u>	<u>24,973,931</u>
Pro forma earnings per share attributable to common stockholders <sup>(3)</sup>				
Basic				<u>\$ 0.21</u>
Diluted				<u>\$ 0.20</u>
Shares used in computing pro forma earnings per share attributable to common stockholders <sup>(3)</sup>				
Basic				<u>85,551,211</u>
Diluted				<u>90,908,541</u>

## Table of Contents

	<u>2014</u>	<u>2015</u>	<u>2016</u>	<u>2017</u>
	(in thousands, except share and per share data)			
<b>Other Financial and Operating Data:</b>				
Adjusted EBITDA <sup>(4)</sup>	\$(3,791)	\$42,126	\$72,582	\$60,578
Non-GAAP net income (loss) <sup>(4)</sup>	\$(4,422)	\$29,033	\$41,010	\$30,680
Active clients (as of period end) <sup>(5)</sup>	261	867	1,674	2,194

- (1) Includes stock-based compensation expense of \$241,000, \$743,000, \$1,850,000 and \$3,545,000 for 2014, 2015, 2016 and 2017, respectively.
- (2) Includes compensation expense related to certain stock sales by current and former employees of \$4,810,000 and \$21,283,000 for 2016 and 2017, respectively.
- (3) See Note 11 to our consolidated financial statements included elsewhere in this prospectus for an explanation of the calculations of our basic and diluted earnings (loss) per share attributable to common stockholders, pro forma earnings per share and the weighted average number of shares used in the computation of the per share amounts.
- (4) See the section titled "Selected Consolidated Financial and Other Data—Non-GAAP Financial Measures" for information regarding our use of adjusted EBITDA and non-GAAP net income (loss), and their reconciliation to net income (loss).
- (5) See the section titled "Management's Discussion and Analysis of Financial Condition and Results of Operations—Key Metrics" for information on how we define and calculate active clients.

	<u>August 2, 2014</u>	<u>August 1, 2015</u>	<u>July 30, 2016</u>	<u>July 29, 2017</u>
	(in thousands)			
<b>Consolidated Balance Sheet Data:</b>				
Cash	\$ 34,636	\$ 68,449	\$ 91,488	\$110,608
Working capital <sup>(1)</sup>	28,684	41,615	63,199	63,844
Total assets	46,145	111,600	191,600	257,205
Convertible preferred stock	42,222	42,222	42,222	42,222
Total stockholders' equity (deficit)	(12,945)	8,539	49,947	61,861

- (1) Working capital for all periods presented above is defined as current assets less current liabilities.

### **Non-GAAP Financial Measures**

We report our financial results in accordance with generally accepted accounting principles in the United States, or GAAP. However, management believes that certain non-GAAP financial measures provide investors of our financial information with additional useful information in evaluating our performance. Management believes that excluding certain items that may vary substantially in frequency and magnitude period-to-period from net income (loss) provides useful supplemental measures that assist in evaluating our ability to generate earnings and to more readily compare these metrics between past and future periods. Management also believes that adjusted EBITDA is frequently used by investors and securities analysts in their evaluations of companies, and that such supplemental measure facilitates comparisons between companies. These non-GAAP financial measures may be different than similarly titled measures used by other companies. For instance, we do not exclude stock-based compensation expense from adjusted EBITDA or non-GAAP net income (loss). Stock-based compensation is an important part of how we attract and retain our employees, and we consider it to be a real cost of running the business.

Our non-GAAP financial measures should not be considered in isolation from, or as substitutes for, financial information prepared in accordance with GAAP. There are several limitations related to the use of our non-GAAP financial measures as compared to the closest comparable GAAP measures. Some of these limitations include:

- our non-GAAP financial measures exclude compensation expense that we recognized related to certain stock sales by current and former employees;



## Table of Contents

- our non-GAAP financial measures exclude the remeasurement of preferred stock warrant liability, which is a non-cash expense that will not recur in the periods following the period in which we complete this offering;
- adjusted EBITDA also excludes the recurring, non-cash expenses of depreciation and amortization of property and equipment and, although these are non-cash expenses, the assets being depreciated and amortized may have to be replaced in the future; and
- adjusted EBITDA does not reflect our tax provision that reduces cash available to us.

### *Adjusted EBITDA*

Adjusted EBITDA is net income (loss) excluding other (income) expense, net, provision for income taxes, depreciation and amortization, the remeasurement of preferred stock warrant liability and compensation expense related to certain stock sales by current and former employees. The following table presents a reconciliation of net income (loss), the most comparable GAAP financial measure, to adjusted EBITDA for each of the periods presented:

	<u>2014</u>	<u>2015</u>	<u>2016</u>	<u>2017</u>
	(in thousands)			
<b>Adjusted EBITDA reconciliation:</b>				
Net income (loss)	\$(6,333)	\$20,929	\$33,181	\$ (594)
Add (deduct):				
Other (income) expense, net	336	(2)	(13)	(42)
Provision for income taxes	23	12,322	28,041	13,395
Depreciation and amortization	272	773	3,544	7,655
Remeasurement of preferred stock warrant liability	1,534	2,938	3,019	18,881
Compensation expense related to certain stock sales by current and former employees	377	5,166	4,810	21,283
Adjusted EBITDA	<u>\$(3,791)</u>	<u>\$42,126</u>	<u>\$72,582</u>	<u>\$60,578</u>

### *Non-GAAP Net Income (Loss)*

Non-GAAP net income (loss) is net income (loss) excluding the remeasurement of preferred stock warrant liability, compensation expense related to certain stock sales by current and former employees and their related tax impacts, if any. The following table presents a reconciliation of net income (loss), the most comparable GAAP financial measure, to non-GAAP net income (loss) for each of the periods presented:

	<u>2014</u>	<u>2015</u>	<u>2016</u>	<u>2017</u>
	(in thousands)			
<b>Non-GAAP net income (loss) reconciliation:</b>				
Net income (loss)	\$(6,333)	\$20,929	\$33,181	\$ (594)
Add (deduct):				
Remeasurement of preferred stock warrant liability	1,534	2,938	3,019	18,881
Compensation expense related to certain stock sales by current and former employees	377	5,166	4,810	21,283
Tax impact of non-GAAP adjustments <sup>(1)</sup>	—	—	—	(8,890)
Non-GAAP net income (loss)	<u>\$(4,422)</u>	<u>\$29,033</u>	<u>\$41,010</u>	<u>\$30,680</u>

- (1) The income tax impact is calculated using the U.S. federal and state statutory tax rates applied to the non-GAAP adjustments. If the non-GAAP adjustments are treated as permanent items for tax purposes, there is no related non-GAAP tax impact.

---

## [Table of Contents](#)

### **MANAGEMENT'S DISCUSSION AND ANALYSIS OF FINANCIAL CONDITION AND RESULTS OF OPERATIONS**

*The following discussion and analysis of our financial condition and results of operations should be read in conjunction with the section titled "Selected Consolidated Financial and Other Data" and the consolidated financial statements and related notes thereto included elsewhere in this prospectus. This discussion contains forward-looking statements that involve risks and uncertainties. Our actual results could differ materially from those discussed below. Factors that could cause or contribute to such differences include, but are not limited to, those identified below and those discussed in the section titled "Risk Factors" included elsewhere in this prospectus.*

#### **Overview**

*Stitch Fix is transforming the way people find what they love, one client at a time and one Fix at a time.*

Stitch Fix was inspired by the vision of a client-first, client-centric new way of retail. What people buy and wear matters. When we serve our clients well, we help them discover and define their styles, we find jeans that fit and flatter their bodies, we reduce their anxiety and stress when getting ready in the morning, we give them time back in their lives to invest in themselves or spend with their families and we give them confidence in job interviews and on first dates. Most of all, we are fortunate to play a small part in our clients looking, feeling and ultimately being their best selves.

We are reinventing the shopping experience by delivering one-to-one personalization to our clients through the combination of data science and human judgment. This combination drives a better client experience and a more powerful business model than either element could deliver independently.

Our mission is to inspire our clients to look, feel and be their best selves. Our clients are happiest, and in turn our business succeeds, when we successfully personalize Fixes that meet their fit, style and price preferences. Since our founding in 2011, we have focused on developing a personal styling service that utilizes data science to transcend the traditional brick-and-mortar and eCommerce retail experience. In 2011, we launched our Women's business. Since 2013, we have opened five fulfillment centers across the United States and have grown our stylist team to over 3,400 employees. By 2014, our business was generating positive operating cash flows, allowing us to expand into new categories. From 2015 to 2017, we entered into the Petite, Maternity, Men's and Plus categories and began offering shoes and accessories.

Our stylists hand select items from a broad selection of merchandise. Stylists pair their own judgment with our analysis of client and merchandise data to provide a personalized shipment of apparel, shoes and accessories suited to each client's needs. We call each of these unique shipments a Fix. Our clients may choose to schedule automatic shipments that arrive every two to three weeks or on a monthly, bi-monthly or quarterly cadence, or schedule a Fix on-demand. Clients can increase or decrease their desired Fix frequency at any time, and can select the exact date by which they want to receive a Fix. After receiving a Fix, our clients purchase the items they want to keep and return the other items. For each Fix, we charge clients a \$20 styling fee that is credited towards the merchandise purchased. If the client chooses to keep all items in a Fix, she receives a 25% discount on her entire purchase.

We are successful when we are able to help clients find what they love again and again, creating long-term, trusted relationships. Our clients share personal information with us because they recognize that doing so will result in more personalized and successful experiences. Our data-driven understanding of our clients and merchandise, paired with the personal touch of our stylists, allows us to meet clients' needs and adapt as their tastes and preferences evolve. As of July 29, 2017, we had 2,194,000 active clients. See the section titled "Management's Discussion and Analysis of Financial Condition and Results of Operations—Key Metrics" for

---

## Table of Contents

information on how we define and calculate active clients. In 2016 and 2017, our repeat rate was 83% and 86%, respectively. We define repeat rate for a given period as the percentage of revenue, excluding styling fees, deductions for estimated refunds, gift card redemptions, referral credit adjustments and clearance sales, but including sales tax, in that period recognized from clients who have ever previously checked out a Fix.

The very human experience that we deliver is powered by data science. Our data science capabilities consist of our rich data set and our proprietary algorithms, which fuel our business by enhancing the client experience and driving business model efficiencies. The vast majority of our client data is provided directly and explicitly by our clients, rather than inferred, scraped or obtained from other sources. We also gather extensive merchandise data, such as inseam, pocket shape, silhouette and fit. This large and growing data set provides the foundation for proprietary algorithms that we use throughout our business, including those that predict purchase behavior, forecast demand, optimize inventory and enable us to design new apparel. We believe our data science capabilities give us a significant competitive advantage, and as our data set grows, our algorithms become more powerful.

Our stylists leverage our data science through a custom-built, web-based styling application that provides recommendations from our broad selection of merchandise. Our stylists then apply their judgment to select what they believe to be the best items for each Fix. Our stylists provide a personal touch, offer styling advice and context to each item selected, and help us develop long-term relationships with our clients. Our stylists are U.S.-based employees, most of whom work part-time and remotely. The flexible working arrangement we have with stylists creates leverage in our business model by allowing us to easily scale our total stylist work time and manage capacity as Fix demand necessitates. Our stylists are not compensated based on commission because we want our stylists to best serve our clients, even if that means suggesting a less expensive item.

We maintain a broad range of product offerings to serve our clients. We offer both merchandise sourced from brand partners and our own Exclusive Brands. We use our data to inform the merchandise we buy and develop that will best suit our clients. We also use our data to manage and deploy that merchandise, resulting in favorable inventory turnover rates. We believe that we are a preferred channel and a powerful growth opportunity for our brand partners. Unlike many sales channels, we do not rely on discounts or promotions. We enable our brand partners to reach clients they may not have otherwise reached. Further, we provide our brand partners with insights based on client feedback that help our brand partners to improve and evolve their merchandise to better meet consumer demand.

We have developed an efficient logistics infrastructure. As of July 29, 2017, we had five fulfillment centers encompassing 1.8 million square feet of space, supported by over 1,500 full-time employees. We support our logistics network with proprietary algorithms to optimize inventory allocation, reduce shipping and fulfillment expenses and deliver Fixes quickly and efficiently to our clients. We inspect and re-deploy returned items quickly, to drive more favorable working capital. We believe we can create additional leverage in our logistics infrastructure through our operational and data science expertise.

We reach clients through a combination of word of mouth, referrals, advertising and other marketing efforts. We invest in marketing with the goal of attracting new clients, improving engagement with current clients and expanding our client closet share over time. As we continue to expand our marketing efforts, we plan to remain disciplined in measuring the return on advertising spend.

We believe our success in serving clients has resulted in our rapid and profitable growth. We have also been capital-efficient, having raised only \$42.5 million of equity capital since inception. We have achieved positive cash flows from operations on an annual basis since 2014, while continuing to make meaningful investments to drive growth. In 2015, 2016 and 2017 we reported \$342.8 million, \$730.3 million and \$977.1 million in revenue, respectively, representing year-over-year growth of 113.0% and 33.8%, respectively. We had net income of \$33.2 million in 2016 and a net loss of \$0.6 million in 2017, and reported \$72.6 million and \$60.6 million in adjusted EBITDA in 2016 and 2017, respectively. As of August 1, 2015, July 30, 2016 and July 29, 2017, we had 867,000 active clients, 1,674,000 active clients and 2,194,000 active clients, respectively, representing year-over-

## [Table of Contents](#)

year growth of 93.1% and 31.1%, respectively. See the section titled “Selected Consolidated Financial and Other Data—Non-GAAP Financial Measures” for information regarding our use of adjusted EBITDA and its reconciliation to net income (loss) determined in accordance with U.S. generally accepted accounting principles, or GAAP.

### **Key Metrics**

In addition to the measures presented in our consolidated financial statements, we use the following key metrics to measure our performance.

	<u>2016</u>	<u>2017</u>
	(in thousands)	
Adjusted EBITDA	\$72,582	\$60,578
Non-GAAP net income	\$41,010	\$30,680
Active clients (as of period end)	1,674	2,194

See the section titled “Selected Consolidated Financial and Other Data—Non-GAAP Financial Measures” for information regarding our use of adjusted EBITDA and non-GAAP net income and their reconciliation to net income (loss).

### ***Active Clients***

We believe that the number of active clients is a key indicator of our growth and the overall health of our business. We define an active client as a client who checked out a Fix in the preceding 12-month period, measured as of the last date of that period. A client checks out a Fix when she indicates what items she is keeping through our mobile application or on our website.

### **Factors Affecting Our Performance**

#### ***Client Acquisition and Engagement***

To grow our business, we must continue to acquire clients and successfully engage them. We believe that implementing broad-based marketing strategies that increase our brand awareness has the potential to strengthen Stitch Fix as a national consumer brand, help us acquire new clients and drive revenue growth. According to a study commissioned by us and conducted by Millward Brown, a market research firm, our aided brand awareness among women in the United States with household income above \$50,000 and ages 21 to 65 increased from 28% in December 2016 to 41% in May 2017. As our business has achieved a greater scale and we are able to support a large and growing client base, we have increased our investments in marketing to take advantage of more marketing channels to profitably acquire clients. For example, we recently significantly increased our advertising spend, from \$25.0 million in 2016 to \$70.5 million in 2017, to support the growth of our business. We expect to continue to make significant marketing investments to grow our business. We currently utilize both digital and offline channels to attract new visitors to our website or mobile app and subsequently convert them into clients. Our current marketing efforts include client referrals, affiliate programs, partnerships, display advertising, television, print, radio, video, content, direct mail, social media, email, mobile “push” communications, search engine optimization and keyword search campaigns.

To successfully acquire clients and increase engagement, we must also continue to improve the diversity of our offering. These efforts may include broadening our brand partnerships and expanding into new categories, product types, price points and geographies.

To help investors understand the relationships we build and engagement we have with our clients over time, we have included below a one-time disclosure showing cumulative revenue from groups of clients, which we refer to as cohorts, who first ordered a Fix from us in 2014, 2015, 2016, the first half of 2016 and the first half of

## Table of Contents

2017. Our cohort revenue calculation in this analysis reflects cash received from clients at checkout. Cash received at checkout excludes revenue from styling fees, deductions for estimated refunds, gift cards redemptions, referral credit adjustments and clearance sales, but includes sales taxes. We use this methodology because our accounting systems do not currently enable us to report GAAP revenue on a client-by-client or cohort basis. We believe this cohort methodology provides a conservative view of client spend relative to actual GAAP revenue for all reported periods because the exclusion of styling fees is greater than the impact of all other items in each period disclosed. In addition, year-over-year changes in cohort revenue may be impacted by fluctuations in the size of these excluded or included items that would not be reflected in a corresponding GAAP revenue analysis. For example, we collected and remitted more sales tax and in more jurisdictions in 2017 than in 2016, which sales tax was included in our cohort revenue but would not be reflected in a GAAP revenue analysis.

The cohorts are defined as follows:

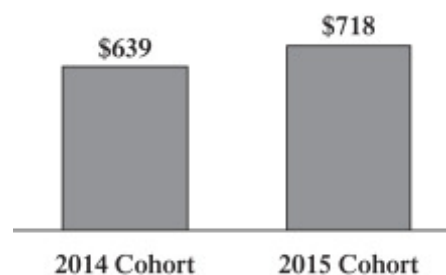
- The 2014 cohort includes all clients who checked out their first Fix between August 4, 2013 and August 2, 2014.
- The 2015 cohort includes all clients who checked out their first Fix between August 3, 2014 and August 1, 2015.
- The 2016 cohort includes all clients who checked out their first Fix between August 2, 2015 and July 30, 2016.
- The first half 2016 cohort includes all clients who checked out their first Fix between August 2, 2015 and January 30, 2016.
- The first half 2017 cohort includes all clients who checked out their first Fix between July 31, 2016 and January 28, 2017.

The 104-week period comparison shows the amount, on average, that clients spent with us during their first two years engaging with our service. Because 104-week data was not yet available for our 2016 cohort at the time of this prospectus, we included a 52-week period comparison to show the purchasing behavior of clients who checked out their first Fix during 2016, compared to 2014 and 2015. Similarly, because 52-week data was not yet available for our 2017 cohort at the time of this prospectus, we also included a 26-week period comparison to show the purchasing behavior of clients who checked out their first Fix during the first half of 2017, after we began to invest more in marketing, compared to the first half of 2016.

Each 104-week cohort represents the total cumulative revenue from all clients who checked out their first Fix during the identified fiscal year, measured over a period starting with the calendar week of each client's first Fix and ending 103 full calendar weeks thereafter, divided by the total number of clients in the cohort.

For example, if a client checked out her first Fix on July 8, 2014, she would be included in the 2014 cohort. The revenue from all purchases she made beginning with her first Fix through July 9, 2016 (the last day of the 103<sup>rd</sup> calendar week following the calendar week of her first Fix) would be included in the cohort.

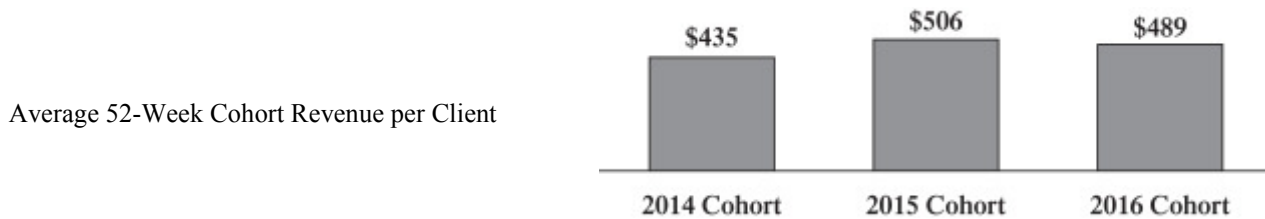
Average 104-Week Cohort Revenue per Client



Each 52-week cohort represents the total cumulative revenue from all clients who checked out their first Fix during the corresponding fiscal year, measured over a period starting with the calendar week of each client's first Fix and ending 51 full calendar weeks thereafter, divided by the total number of clients in the cohort.


## Table of Contents

For example, if a client checked out her first Fix on July 28, 2015, she would be included in the 2015 cohort. The revenue from all purchases she made beginning with her first Fix through July 23, 2016 (the last day of the 51<sup>st</sup> calendar week following the calendar week of her first Fix) would be included in the cohort.



Each 26-week cohort represents the total cumulative revenue from all clients who checked out their first Fix during the corresponding first 26 weeks of 2016 or 2017, measured over a period starting with the calendar week of each client's first Fix and ending 25 full calendar weeks thereafter, divided by the total number of clients in the cohort.

For example, if a client checked out her first Fix on January 28, 2017, she would be included in the first half 2017 cohort. The revenue from all purchases she made beginning with her first Fix through July 22, 2017 (the last day of the 25<sup>th</sup> calendar week following the calendar week of her first Fix) would be included in the cohort.



To assist investors in understanding the above cohort analyses, we offer our views of some of the trends that we believe underlie our business and the client behavior we observe.

The cohort data demonstrates, on average, that we generate significant revenue over the initial six-month, one-year and two-year periods of a client relationship. We believe this allows us to invest in developing many marketing channels through which we can profitably acquire more clients.

The cohort data also shows that client spend has, on average, been higher during the first six months of a client relationship than the second six months, and that the spend during a cohort's first year is higher, on average, than the second year. Given our short operating history and limitations on client data prior to 2014, we have limited ability to compare client cohort behavior over periods longer than two years. However, similar to the trend we observe when comparing the 26-week, 52-week and 104-week cohorts above, we would expect to see clients spend, on average, less in subsequent periods. While we expect this behavior from our clients, we believe the above cohort analyses reflect the opportunities we have to better serve and build long-term relationships with our clients regardless of the cadence at which they purchase.

First, each cohort includes clients for whom we did not have a suitable offering at the time they initially tried our service. We hope to re-engage these clients as we expand our offerings to meet more clients' needs. We believe that one benefit of the feedback we receive from these clients is that we can successfully re-engage them in very personalized ways. For example, prior to our launch of our Plus offering in February 2017, size 14 or size 16 clients were likely underserved by our merchandise assortment and may not have ordered many Fixes in subsequent months. Once we launched Plus and were better able to serve these clients, we could successfully re-engage them through a variety of personalized marketing efforts based on their original feedback.

## Table of Contents

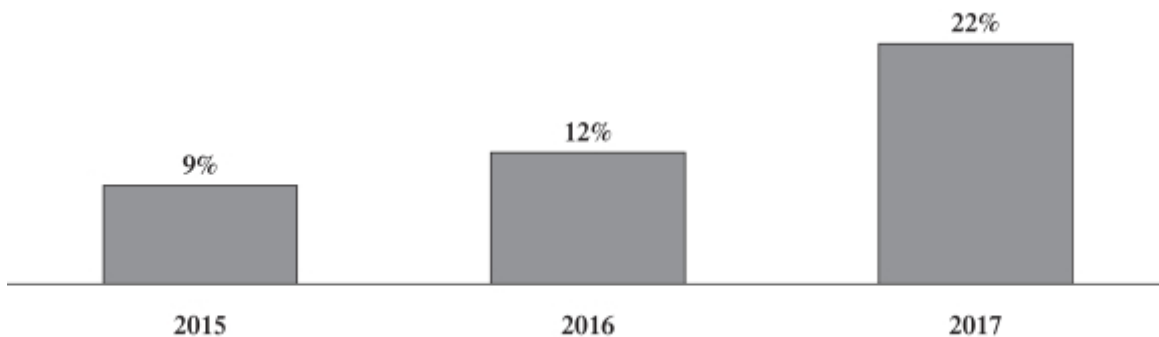
Second, we observe that for some clients, our success in helping them find clothes they love reduces their need for more apparel in subsequent periods. We see these clients reduce the cadence of their Fix deliveries to better match their spending preferences. We believe that client apparel purchasing can be “lumpy,” where clients initially stock up and fill their closets and then slow their purchasing. While a client exhibiting this behavior would spend less in a subsequent period, we believe that serving our clients on their natural purchasing cadence, rather than forcing more spend, fosters the valuable, long-term client relationships we seek to cultivate. For other clients, there may be periods of inactivity, followed by their re-engagement in the weeks or months that follow. From the beginning of 2014 through the end of 2017, over 650,000 unique clients re-engaged with us by checking out a Fix after more than 16 weeks of inactivity.

Lastly, we recognize that we have an opportunity to better serve clients that initially try our service but chose not to repeat because we did not understand their style, fit, or budget as well as they would have liked or did not have the right merchandise for their Fixes. We believe that improvements in our merchandise assortment, algorithms, inventory management and stylist tools will help us better serve these clients. Since we receive direct feedback from many of these clients, we believe we have the ability to re-engage them in very personalized ways through marketing and by communicating improvements in our offering that address the specific reasons why they chose not to repeat.

While we believe the above cohort analyses demonstrate the significant revenue opportunity we have and how we deliver value to clients over time, as our client base, product offerings and marketing spend change, we cannot be certain that future cohorts will maintain spend levels similar to those above.

In addition, to provide investors with insight into changes in client activity over periods, we have included below a one-time disclosure showing our success in increasing the average number of items purchased per Fix by our clients. The chart below illustrates how the average number of items purchased per Fix has grown over time compared to 2014. From 2014 through 2017, this figure has increased 22%. We believe this improvement highlights our strengthened ability to effectively serve our clients.

Growth in Average Number of Items Purchased per Fix (as compared to 2014)<sup>(1)</sup>



(1) Reflects the percentage growth in the average number of items purchased per Fix during each respective year compared to the average number of items purchased per Fix in 2014.

We believe that our improvements in product assortment, advances in our algorithms and development of our styling organization have contributed to the increase in average items purchased per Fix over the periods presented. With respect to product assortment, we believe that our expanded offerings, breadth of styles and improved planning capabilities we built during these periods allowed us to manage and deliver more personalized Fixes to clients. With respect to our algorithms, we believe that the network effects from our large and growing data set, the improvements in the quality of data we collected and the enhancements we made in our personalization algorithms during these periods helped us better predict for each client which items she would like and choose to purchase. With respect to our styling organization, we believe that our success in hiring and

---

## [Table of Contents](#)

training stylists and improvements we made in the tools they use have contributed to our ability to serve clients better and helped increase average items purchased per Fix during these periods.

Although we do not manage our business to any particular number of items purchased per Fix or amount of revenue per Fix, or pay commission to our stylists based on these results, we do believe that the increase in average items purchased per Fix during the above periods demonstrates our ability to improve our service and enhance our clients' experiences.

While we intend to continue improving our product assortment, algorithms and styling organization, we cannot be certain that average items purchased per Fix will continue to increase or, even if it were to increase, that it would do so at rates similar to those above. Additionally, we may make strategic decisions in the future that could influence the overall number of items purchased per Fix, but may not reflect increases or decreases in client engagement.

### ***Investment in our Operations and Infrastructure***

To grow our client base and enhance our offering, we will incur additional expenses. We intend to leverage our data science and deep understanding of our clients' needs to inform investments in operations and infrastructure. We anticipate that our expenses will increase as we continue to hire additional personnel and further advance our technological and data science capabilities. Moreover, we intend to make capital investments in our inventory, fulfillment centers and office space and logistics infrastructure as we launch new categories, expand internationally and drive operating efficiencies. We expect to increase our spending on these investments in the future and cannot be certain that these efforts will grow our client base or be cost-effective. However, we believe these strategies will yield positive returns in the long term.

### ***Inventory Management***

We leverage our data science to buy and manage our inventory, including merchandise assortment and fulfillment center optimization. To ensure sufficient availability of merchandise, we generally enter into purchase orders well in advance and frequently before apparel trends are confirmed by client purchases. As a result, we are vulnerable to demand and pricing shifts and to suboptimal selection and timing of merchandise purchases. We incur inventory write-offs and changes in inventory reserves that impact our gross margins. Because our merchandise assortment directly correlates to client success, we may at times optimize our inventory to prioritize long-term client success over short-term gross margin impact. Moreover, our inventory investments will fluctuate with the needs of our business. For example, entering new categories or adding new fulfillment centers will require additional investments in inventory.

### ***Merchandise Mix***

We offer apparel, shoes and accessories across categories, brands, product types and price points. We currently serve our clients in the following categories: Women's, Petite, Maternity, Men's and Plus. We also carry a mix of third-party branded merchandise and our own Exclusive Brands. We also offer a wide variety of product types, including denim, dresses, blouses, skirts, shoes, jewelry and handbags. We sell merchandise across a broad range of price points and may further broaden our price point offerings in the future.

While changes in our merchandise mix have not caused significant fluctuations in our gross margin to date, categories, brands, product types and price points do have a range of margin profiles. For example, our Exclusive Brands have generally contributed higher margin, and shoes have generally contributed lower margin. Shifts in merchandise mix driven by client demand may result in fluctuations in our gross margin from period to period.



---

[Table of Contents](#)**Components of Results of Operations*****Revenue***

We generate revenue from the sale of merchandise. We charge a \$20 nonrefundable upfront fee, referred to as a “styling fee,” that is applied against any merchandise purchased in the Fix. We deduct discounts, sales tax and estimated refunds to arrive at net revenue, which we refer to as revenue throughout this prospectus. We expect our revenue to increase in absolute dollars as we grow our business, although our revenue growth rate may continue to slow in future periods.

***Cost of Goods Sold***

Cost of goods sold consists of the costs of merchandise, expenses for shipping to and from clients and inbound freight, inventory write-offs and changes in our inventory reserve, payment processing fees and packaging materials costs. We expect our cost of goods sold to fluctuate as a percentage of revenue primarily due to how we manage our inventory and merchandise mix. Our classification of cost of goods sold may vary from other companies in our industry and may not be comparable.

***Selling, General and Administrative Expenses***

Selling, general and administrative expenses consist primarily of compensation and benefits costs, including stock-based compensation expense, for our employees including our stylist, fulfillment center operations, data analytics, merchandising, engineering, client experience, marketing and corporate personnel. Selling, general and administrative expenses also include marketing and advertising costs, third-party logistics costs, facility costs for our fulfillment centers and offices, professional service fees, information technology costs and depreciation and amortization expense. We expect our selling, general and administrative expenses to increase in absolute dollars and to fluctuate as a percentage of revenue due to the anticipated growth of our business, increased marketing investments and additional costs associated with becoming a public company. Our classification of selling, general and administrative expenses may vary from other companies in our industry and may not be comparable.

***Remeasurement of Preferred Stock Warrant Liability***

We estimate the fair value of the preferred stock warrant liability at the end of each reporting period and recognize changes in the fair value through our statement of operations. We expect to remeasure the liability associated with these warrants each quarter until they are exercised. In connection with our initial public offering, all warrants will be automatically exercised for no consideration.

***Provision for Income Taxes***

Our provision for income taxes consists of an estimate of federal and state income taxes based on enacted federal and state tax rates, as adjusted for allowable credits, deductions and the valuation allowance against deferred tax assets, as applicable.

## Table of Contents

### **Results of Operations**

The following table sets forth our results of operations for the periods indicated:

	<u>2016</u>	<u>2017</u>	<u>Change</u>	
			<u>Amount</u>	<u>%</u>
Revenue, net	\$730,313	\$977,139	\$246,826	33.8%
Cost of goods sold	<u>407,064</u>	<u>542,718</u>	<u>135,654</u>	33.3
Gross profit	323,249	434,421	111,172	34.4
Selling, general and administrative expenses	<u>259,021</u>	<u>402,781</u>	<u>143,760</u>	55.5
Operating income	64,228	31,640	(32,588)	(50.7)
Remeasurement of preferred stock warrant liability	3,019	18,881	15,862	525.4
Other income, net	<u>(13)</u>	<u>(42)</u>	<u>(29)</u>	(223.1)
Income before income taxes	61,222	12,801	(48,421)	(79.1)
Provision for income taxes	<u>28,041</u>	<u>13,395</u>	<u>(14,646)</u>	(52.2)
Net income (loss)	<u>\$ 33,181</u>	<u>\$ (594)</u>	<u>\$ (33,775)</u>	(101.8)%

The following table sets forth the components of our results of operations as a percentage of revenue:

	<u>2016</u>	<u>2017</u>
Revenue, net	100.0%	100.0%
Cost of goods sold	<u>55.7</u>	<u>55.5</u>
Gross profit	44.3	44.5
Selling, general and administrative expenses	<u>35.5</u>	<u>41.2</u>
Operating income	8.8	3.3
Remeasurement of preferred stock warrant liability	0.4	1.9
Other income, net	<u>0.0</u>	<u>0.0</u>
Income before income taxes	8.4	1.4
Provision for income taxes	<u>3.8</u>	<u>1.4</u>
Net income (loss)	4.6%	(0.0)%

### **Comparison of the Year Ended July 30, 2016 and the Year Ended July 29, 2017**

#### *Revenue and Gross Margin*

Revenue in 2017 increased by \$246.8 million, or 33.8%, from revenue in 2016. The increase in revenue was primarily attributable to a 31.1% increase in active clients, which drove increased sales of merchandise.

Gross margin increased to 44.5% in 2017 from 44.3% in 2016. The increase was primarily attributable to improved inventory management.

#### *Selling, General and Administrative Expenses*

Selling, general and administrative expenses in 2017 increased by \$143.8 million, or 55.5%, from selling, general and administrative expenses in 2016. The increase in selling, general and administrative expenses was primarily attributable to a \$68.1 million increase in compensation and benefits expenses as we increased our headcount, and a \$16.5 million increase related to compensation expense recognized for certain stock sales by current and former employees. In addition, the increase was driven by \$47.8 million in higher marketing spend as we expanded our television, online and radio advertising initiatives.

## [Table of Contents](#)

### *Remeasurement of Preferred Stock Warrant Liability*

The change in the preferred stock warrant liability was due to an increase in the underlying fair value of our preferred stock.

### *Provision for Income Taxes*

Our provision for income taxes reflects an effective tax rate of 45.8% and 104.6% for 2016 and 2017, respectively. Our effective tax rate and provision for income taxes increased from 2016 to 2017 primarily due to an increase in the nondeductible remeasurement of the preferred stock warrant liability.

## Quarterly Results of Operations

The following tables set forth our unaudited quarterly consolidated statements of operations for each of the quarters indicated. The information for each quarter has been prepared on a basis consistent with our audited consolidated financial statements included in this prospectus and reflect, in the opinion of management, all adjustments of a normal, recurring nature that are necessary for a fair presentation of the financial information contained in those statements. Our historical results are not necessarily indicative of the results that may be expected for the full year or any other period in the future. The following quarterly financial information should be read in conjunction with our audited consolidated financial statements and related notes included in this prospectus.

	Quarter Ended							
	October 31, 2015	January 30, 2016	April 30, 2016	July 30, 2016	October 29, 2016	January 28, 2017	April 29, 2017	July 29, 2017
	(in thousands)							
<b>Consolidated Statements of Operations:</b>								
Revenue, net	\$ 155,969	\$ 175,796	\$ 194,006	\$ 204,542	\$ 236,004	\$ 237,775	\$ 245,075	\$ 258,285
Cost of goods sold	85,048	102,235	108,884	110,897	125,926	131,053	139,692	146,047
Gross profit	70,921	73,561	85,122	93,645	110,078	106,722	105,383	112,238
Selling, general and administrative expenses	48,296	58,002	76,069	76,654	83,550	105,835	101,368	112,028
Operating income	22,625	15,559	9,053	16,991	26,528	887	4,015	210
Remeasurement of preferred stock warrant liability	993	1,060	295	671	1,503	1,146	12,858	3,374
Other income, net	(1)	(1)	(4)	(7)	(7)	(6)	(12)	(17)
Income (loss) before income taxes	21,633	14,500	8,762	16,327	25,032	(253)	(8,831)	(3,147)
Provision (benefit) for income taxes	9,011	6,174	5,556	7,300	11,789	(486)	732	1,360
Net income (loss)	\$ 12,622	\$ 8,326	\$ 3,206	\$ 9,027	\$ 13,243	\$ 233	\$ (9,563)	\$ (4,507)
<b>Other Financial and Operating Data:</b>								
Adjusted EBITDA	\$ 23,080	\$ 16,303	\$ 14,976	\$ 18,223	\$ 27,989	\$ 24,094	\$ 6,050	\$ 2,445
Non-GAAP net income (loss)	\$ 13,615	\$ 9,386	\$ 8,311	\$ 9,698	\$ 14,746	\$ 13,772	\$ 3,295	\$ (1,133)
Active clients (as of period end)	1,085	1,283	1,510	1,674	1,847	1,920	2,074	2,194

## Table of Contents

The following table provides a reconciliation of net income (loss) to adjusted EBITDA:

	Quarter Ended							
	October 31, 2015	January 30, 2016	April 30, 2016	July 30, 2016	October 29, 2016	January 28, 2017	April 29, 2017	July 29, 2017
	(in thousands)							
Net income (loss)	\$ 12,622	\$ 8,326	\$ 3,206	\$ 9,027	\$ 13,243	\$ 233	\$ (9,563)	\$ (4,507)
Add (deduct):								
Other income, net	(1)	(1)	(4)	(7)	(7)	(6)	(12)	(17)
Provision (benefit) for income taxes	9,011	6,174	5,556	7,300	11,789	(486)	732	1,360
Depreciation and amortization	455	744	1,113	1,232	1,461	1,924	2,035	2,235
Remeasurement of preferred stock warrant liability	993	1,060	295	671	1,503	1,146	12,858	3,374
Compensation expense related to certain stock sales by current and former employees	—	—	4,810	—	—	21,283	—	—
Adjusted EBITDA	<u>\$ 23,080</u>	<u>\$ 16,303</u>	<u>\$ 14,976</u>	<u>\$ 18,223</u>	<u>\$ 27,989</u>	<u>\$ 24,094</u>	<u>\$ 6,050</u>	<u>\$ 2,445</u>

The following table provides a reconciliation of net income (loss) to non-GAAP net income (loss):

	Quarter Ended							
	October 31, 2015	January 30, 2016	April 30, 2016	July 30, 2016	October 29, 2016	January 28, 2017	April 29, 2017	July 29, 2017
	(in thousands)							
Net income (loss)	\$ 12,622	\$ 8,326	\$ 3,206	\$ 9,027	\$ 13,243	\$ 233	\$ (9,563)	\$ (4,507)
Add (deduct):								
Remeasurement of preferred stock warrant liability	993	1,060	295	671	1,503	1,146	12,858	3,374
Compensation expense related to certain stock sales by current and former employees	—	—	4,810	—	—	21,283	—	—
Tax impact of non-GAAP adjustments	—	—	—	—	—	(8,890)	—	—
Non-GAAP net income (loss)	<u>\$ 13,615</u>	<u>\$ 9,386</u>	<u>\$ 8,311</u>	<u>\$ 9,698</u>	<u>\$ 14,746</u>	<u>\$ 13,772</u>	<u>\$ 3,295</u>	<u>\$ (1,133)</u>

## Table of Contents

The following table sets forth components of results of operations as a percentage of revenue:

	Quarter Ended							
	October 31, 2015	January 30, 2016	April 30, 2016	July 30, 2016	October 29, 2016	January 28, 2017	April 29, 2017	July 29, 2017
<b>Consolidated Statements of Operations:</b>								
Revenue, net	100.0%	100.0%	100.0%	100.0%	100.0%	100.0%	100.0%	100.0%
Cost of goods sold	<u>54.5</u>	<u>58.2</u>	<u>56.1</u>	<u>54.2</u>	<u>53.4</u>	<u>55.1</u>	<u>57.0</u>	<u>56.5</u>
Gross profit	<u>45.5</u>	<u>41.8</u>	<u>43.9</u>	<u>45.8</u>	<u>46.6</u>	<u>44.9</u>	<u>43.0</u>	<u>43.5</u>
Selling, general and administrative expenses	<u>31.0</u>	<u>33.0</u>	<u>39.2</u>	<u>37.5</u>	<u>35.4</u>	<u>44.5</u>	<u>41.4</u>	<u>43.4</u>
Operating income	<u>14.5</u>	<u>8.8</u>	<u>4.7</u>	<u>8.3</u>	<u>11.2</u>	<u>0.4</u>	<u>1.6</u>	<u>0.1</u>
Remeasurement of preferred stock warrant liability	0.6	0.6	0.2	0.3	0.6	0.5	5.2	1.3
Other income, net	<u>(0.0)</u>	<u>(0.0)</u>	<u>(0.0)</u>	<u>(0.0)</u>	<u>(0.0)</u>	<u>(0.0)</u>	<u>(0.0)</u>	<u>(0.0)</u>
Income (loss) before income taxes	13.9	8.2	4.5	8.0	10.6	(0.1)	(3.6)	(1.2)
Provision (benefit) for income taxes	<u>5.8</u>	<u>3.5</u>	<u>2.9</u>	<u>3.6</u>	<u>5.0</u>	<u>(0.2)</u>	<u>0.3</u>	<u>0.5</u>
Net income (loss)	<u>8.1%</u>	<u>4.7%</u>	<u>1.6%</u>	<u>4.4%</u>	<u>5.6%</u>	<u>0.1%</u>	<u>(3.9)%</u>	<u>(1.7)%</u>

Our quarterly revenue increased for all periods presented primarily due to increases in active clients. Our growth rate fluctuated from quarter to quarter and we expect that it will continue to do so because of a variety of factors, including the success of our marketing initiatives, our ability to match merchandise to client demand, the launch of new categories and product types, seasonality and economic cycles that influence retail apparel purchase trends. Seasonality in our business does not follow that of traditional retailers, such as typical concentration of revenue in the holiday quarter. For example, in the three months ended January 28, 2017, we experienced a lower quarter over quarter growth rate due to slower active client growth during the holiday season. This seasonality was less apparent in the three months ended January 30, 2016 due to the rapid growth of our business. Additionally, while we expect our revenue base to continue to expand, our revenue may increase at a lower rate as compared to our prior periods.

Our quarterly gross profit increased for all periods presented, except for the three months ended January 28, 2017 and the three months ended April 29, 2017. Our gross profit decreased in the three months ended January 28, 2017 as compared to the three months ended October 29, 2016 due to slower revenue growth over the holidays and increased inventory write-offs. Our gross profit decreased in the three months ended April 29, 2017 as compared to the three months ended January 28, 2017 primarily due to an increase in the inventory provision as a result of a higher balance of inventory. Our gross margin fluctuated from quarter to quarter primarily due to how we managed our inventory.

Our selling, general and administrative expenses increased for all periods presented, except for the three months ended April 29, 2017, primarily due to increased compensation and benefits as a result of growth in headcount and higher marketing expenses as we continued to grow our business. In addition, our selling, general and administrative expenses in the three months ended April 30, 2016 and January 28, 2017 was impacted by the compensation expense of \$4.8 million and \$21.3 million, respectively, related to certain stock sales by current and former employees which were discrete transactions. The decrease in selling, general and administrative expenses from the three months ended January 28, 2017 to the three months ended April 29, 2017 was a result of the \$21.3 million discrete transaction recorded in the three months ended January 28, 2017. Excluding this discrete transaction, our selling, general and administrative expenses increased significantly in the three months ended April 29, 2017 due to increased marketing expenses as we expanded our television, online and radio advertising initiatives.

## Table of Contents

We had net income for all periods presented except for the three months ended April 29, 2017 and July 29, 2017. Our net loss in the three months ended April 29, 2017 and July 29, 2017 was driven by the \$12.9 million and \$3.4 million expense related to the remeasurement of the preferred stock warrant liability due to increases in the underlying fair value of our preferred stock. In addition, our net income in the three months ended April 30, 2016 and January 28, 2017 was impacted by the discrete transactions mentioned above.

We had positive adjusted EBITDA for all periods presented. We had positive non-GAAP net income for all periods presented except for the three months ended July 29, 2017. The decline in the three months ended April 29, 2017 and July 29, 2017 for both adjusted EBITDA and non-GAAP net income (loss) was primarily due to increased headcount and increased marketing expenses as we expanded our television, online and radio advertising initiatives.

### **Liquidity and Capital Resources**

Our principal sources of liquidity since inception have been our cash flows from operations, as well as the net proceeds we received through private sales of equity securities. We raised \$42.5 million of equity capital in aggregate with our last round of financing completed in 2014. We have had positive and growing cash flows from operations since 2014. As of July 29, 2017, we had \$110.6 million of cash. In addition, we had restricted cash of \$9.4 million as of July 29, 2017, representing collateral for letters of credit for our leased properties.

Our primary use of cash includes operating costs such as merchandise purchases, compensation and benefits, marketing and other expenditures necessary to support our business growth. We have been able to fund these costs through our cash flows from operations since 2014 and expect to continue to do so. We believe our existing cash balances and cash flows from operations will be sufficient to meet our working capital and capital expenditure needs for at least the next 12 months.

The following table summarizes our cash flows for the periods indicated and our cash and working capital balances as of the end of the period:

	<u>2016</u>	<u>2017</u>
	<u>(in thousands)</u>	
Cash provided by operating activities	\$ 45,116	\$ 38,624
Cash used in investing activities	(15,238)	(17,130)
Cash (used in) provided by financing activities	499	(3,028)
Net increase in cash and restricted cash	<u>\$ 30,377</u>	<u>\$ 18,466</u>
Cash	\$ 91,488	\$ 110,608
Working capital <sup>(1)</sup>	\$ 63,199	\$ 63,844

(1) Working capital for all periods presented above is defined as current assets less current liabilities.

#### ***Cash Provided by Operating Activities***

During 2017, cash provided by operating activities was \$38.6 million, which was primarily due to net loss of \$0.6 million and non-cash expenses of \$36.6 million. The non-cash expenses were largely driven by \$18.9 million in expenses related to the remeasurement of the preferred stock warrant liability, a \$13.2 million non-cash compensation expense related to stock-based compensation and certain stock sales by the then-current and former employees, \$7.7 million of depreciation and amortization and a \$3.6 million increase in our inventory reserve, partially offset by a \$6.7 million increase in our deferred tax asset.

During 2016, cash provided by operating activities was \$45.1 million, which was primarily due to net income of \$33.2 million and non-cash expenses of \$13.2 million. The non-cash expenses were largely driven by

## Table of Contents

a \$4.8 million non-cash compensation expense related to a stock sale by an employee, a \$5.9 million increase in our inventory reserve and \$3.5 million of depreciation and amortization, partially offset by a \$5.9 million increase in our deferred tax asset.

### ***Cash Used in Investing Activities***

During 2016 and 2017, cash used in investing activities was \$15.2 million and \$17.1 million, respectively, due to the purchase of property and equipment primarily related to the expansion of our fulfillment centers and offices.

### ***Cash (Used In) Provided by Financing Activities***

During 2017, cash used in financing activities was \$3.0 million, which was primarily due to \$3.6 million for the repurchase of our common stock in a tender offer and \$1.9 million in deferred payments for offering costs, partially offset by \$2.3 million in proceeds from the issuance of common stock upon exercise of stock options.

During 2016, cash provided by financing activities was \$0.5 million, which was primarily due to proceeds from the exercise of stock options.

## **Off-Balance Sheet Arrangements**

We have not entered any off-balance sheet arrangements and do not have any holdings in variable interest entities.

## **Contractual Obligations and Commitments**

The following table summarizes our contractual obligations as of July 29, 2017:

	<b>Payments Due by Period</b>				
	<b>Total</b>	<b>Less than 1 Year</b>	<b>1-3 Years (in thousands)</b>	<b>3-5 Years</b>	<b>More than 5 Years</b>
Operating leases	\$ 93,218	\$ 15,643	\$33,178	\$29,956	\$ 14,441
Purchase commitments <sup>(1)</sup>	153,712	153,712	—	—	—
Unrecognized tax benefits <sup>(2)</sup>	—	—	—	—	—
<b>Total contractual obligations</b>	<b>\$246,930</b>	<b>\$169,355</b>	<b>\$33,178</b>	<b>\$29,956</b>	<b>\$ 14,441</b>

(1) Represents estimated open purchase orders to purchase inventory in the normal course of business.

(2) Due to the uncertainty with respect to the timing of future cash flows associated with our unrecognized tax benefits, we are unable to make reasonably reliable estimates of the period of cash settlement with the respective taxing authorities. Therefore, the related balances have not been included in the “Payments Due by Period” section of the table.

## **Quantitative and Qualitative Disclosures about Market Risk**

Our cash is deposited in checking and savings accounts; therefore, we believe we are relatively insensitive to interest rate changes.

---

## [Table of Contents](#)

### **Internal Control over Financial Reporting**

A material weakness is a deficiency, or a combination of deficiencies, in internal control over financial reporting such that there is a reasonable possibility that a material misstatement of our financial statements will not be prevented or detected on a timely basis. In connection with the audit of our 2016 consolidated financial statements, we and our independent registered public accounting firm identified one material weakness in our internal controls in 2016 primarily related to the accounting and proprietary systems used in our financial reporting process not having the proper level of controls. As a result, journal entries were prepared and posted to our accounting system without an independent review. In addition, our proprietary systems lacked controls over access, program change management and computer operations that are needed to ensure access to financial data is adequately restricted to appropriate personnel.

During 2017, we took certain actions towards remediating the material weakness, which included implementing an accounting system that has the ability to better manage segregation of duties and controls over the preparation and review of journal entries, and engaging external consultants to conduct a review of processes that involve financial data within our accounting and proprietary systems. This review, which is ongoing, includes identification of potential risks, documentation of processes and recommendations for improvement. We are still in the process of completing the remediation of the previously identified material weakness. Therefore, in connection with the audit of our 2017 consolidated financial statements, we and our independent registered public accounting firm concluded that there remains a material weakness related to the accounting and proprietary systems used in our financial reporting process.

See “Risk Factors—Material weaknesses in our internal control over financial reporting may cause us to fail to timely and accurately report our financial results or result in material misstatement of our financial statements.”

### **Critical Accounting Policies and Estimates**

Our consolidated financial statements are prepared in accordance with GAAP. The preparation of our financial statements requires us to make assumptions and estimates about future events and apply judgments that affect the reported amounts of assets, liabilities, revenues and expenses and the related disclosures. We base our estimates on historical experience and other assumptions that we believe to be reasonable under the circumstances. Actual results may differ from these estimates. The critical accounting policies, estimates and judgments that we believe to have the most significant impacts to our consolidated financial statements are described below.

#### ***Inventory***

Inventory consists of finished goods, which are recorded at the lower of cost or net realizable value using the specific identification method. We establish a reserve for excess and slow-moving inventory we expect to write off based on historical trends. In addition, we estimate and accrue shrinkage and damage as a percentage of revenue based on historical trends. Inventory shrinkage and damage estimates are made to reduce the inventory value for lost, stolen or damaged items. If actual experience differs significantly from our estimates, our operating results could be adversely affected.

#### ***Stock-Based Compensation***

We grant stock options to our employees, consultants and members of our board of directors and recognize stock-based compensation expense based on the fair value of stock options at grant date. We estimate the fair



---

## Table of Contents

value of stock options using the Black-Scholes option-pricing model. This model requires us to use certain estimates and assumptions such as:

- Fair value of our common stock—estimated using the methodology as discussed below in *Common Stock Valuation*;
- Expected volatility of our common stock—based on the volatility of comparable publicly-traded companies;
- Expected term of our stock options—as we do not have sufficient historical experience for determining the expected term of the stock option awards granted, we base our expected term on the simplified method, which represents the mid-point between the vesting date and the end of the contractual term;
- Expected dividend yield—as we have not paid and do not anticipate paying dividends on our common stock, our expected dividend yield is 0%; and
- Risk-free interest rates—based on the U.S. Treasury zero coupon notes in effect at the grant date with maturities equal to the expected terms of the options granted.

If any of the assumptions used in the Black-Scholes option-pricing model changes significantly, stock-based compensation for future awards may differ materially compared with the awards granted previously.

We record stock-based compensation expense net of estimated forfeitures so that expense is recorded for only those stock options that we expect to vest. We estimate forfeitures based on our historical forfeiture of stock options adjusted to reflect future changes in facts and circumstances, if any. We will revise our estimated forfeiture rate if actual forfeitures differ from our initial estimates.

We have granted certain option awards that contain both service and performance conditions. The service condition will be satisfied ratably over the 24-month period following the fourth anniversary of the grant date. The performance condition will be satisfied upon the occurrence of an initial public offering, or IPO, within 12 months of the grant date. Expense related to awards which contain both service and performance conditions is recognized using the accelerated attribution method. No expense will be recorded related to these awards until the performance condition becomes probable of occurring, which is upon consummation of the IPO.

### ***Common Stock Valuations***

The valuation of our common stock was determined based on the guidelines outlined in the American Institute of Certified Public Accountants Accounting & Valuation Guide, Valuation of Privately-Held-Company Equity Securities Issued as Compensation.

We considered objective and subjective factors to determine our best estimate of the fair value of our common stock including the following factors:

- contemporaneous valuations of our common stock by an independent valuation specialist;
- the prices, rights, preferences and privileges of our convertible preferred stock relative to the common stock;
- the prices of our common stock in sale transactions;
- our operating and financial performance and projections;
- the likelihood of achieving a liquidity event, such as an initial public offering given internal company and external market condition;
- the lack of marketability of our common stock;
- the market multiples of comparable publicly traded companies; and
- macroeconomic conditions and outlook.

---

## [Table of Contents](#)

In 2016 and through the three months ended October 29, 2016, the equity value of our business was determined using the market approach. The market approach estimates the fair value of a company by applying market multiples of comparable publicly traded companies in the same industry or similar lines of business. The selection of our comparable industry peer companies requires us to make significant judgments as to the comparability of these companies to us. We considered several factors including business description, business size, market share, revenue model, development stage and historical operating results. The equity value was then allocated to the common stock using the Option Pricing Method, or OPM. The OPM treats common shares and preferred shares as call options on the total equity value of a company, with exercise prices based on the value thresholds at which the allocation among the various holders of a company's securities changes. Under this method, the common shares have value only if the funds available for distribution to shareholders exceed the value of the preferred shares liquidation preferences at the time of the liquidity event, such as a strategic sale or a merger.

Starting in the three months ended January 28, 2017, we began using a hybrid method, which is an application of the Probability Weighted Expected Return Method, or PWERM, in which at least one of the scenarios includes an OPM analysis. In our application of the hybrid method a discrete IPO scenario was weighted with an OPM analysis (intended to represent exit scenarios other than the defined IPO scenario). For the IPO scenario, our enterprise value was estimated using a market approach. The market approach estimated the fair value of our company by applying market multiples derived from companies that recently completed IPO transactions. We then applied an appropriate weighting to the results of each scenario to determine the per share fair value of our common stock. The determination of the weighting requires significant judgment including our overall expectations for a possible IPO.

Following this offering, it will not be necessary to determine the fair value of our common stock using this valuation approach as shares of our common stock will be traded in the public market.

### ***Remeasurement of Preferred Stock Warrant Liability***

Our preferred stock warrants are classified as liabilities and recorded at fair value at the end of each reporting period with the change in fair value recorded in the statements of operations. We expect to continue to remeasure these warrants until they are exercised. In connection with this offering, our warrants will be automatically exercised for no consideration. We estimate the fair value of our preferred stock using a methodology and assumptions that are consistent with those used in estimating the fair value of our common stock discussed above.

### ***Income Taxes***

We are subject to income taxes in the United States. We compute our provision for income taxes using the asset and liability method, under which deferred tax assets and liabilities are recognized for the expected future tax consequences of temporary differences between the financial reporting and tax bases of assets and liabilities and for tax credit carryforwards. Deferred tax assets and liabilities are measured using the currently enacted tax rates that are expected to apply to taxable income for the years in which those tax assets and liabilities are expected to be realized or settled.

Significant judgment is required in determining our uncertain tax positions. We continuously review issues raised in connection with all ongoing examinations and open tax years to evaluate the adequacy of our tax liabilities. We evaluate uncertain tax positions under a two-step approach. The first step is to evaluate the uncertain tax position for recognition by determining if the weight of available evidence indicates that it is more likely than not that the position will be sustained upon examination based on its technical merits. The second step is, for those positions that meet the recognition criteria, to measure the tax benefit as the largest amount that is more than 50% likely of being realized. We believe our recorded tax liabilities are adequate to cover all open tax years based on our assessment. This assessment relies on estimates and assumptions and involves significant

---

## [Table of Contents](#)

judgments about future events. To the extent that our view as to the outcome of these matters changes, we will adjust income tax expense in the period in which such determination is made. We classify interest and penalties related to income taxes as income tax expense.

### ***Revenue Recognition***

While our revenue recognition does not involve significant judgment, it represents an important accounting policy. Revenue is recognized net of sales taxes, discounts and estimated refunds. We generate revenue when clients purchase merchandise, at which point we apply the nonrefundable upfront styling fee against the price of merchandise purchased. If none of the items within the Fix are purchased, we recognize the nonrefundable upfront styling fee as revenue at that time. If a client exchanges an item, we recognize revenue at the time the client receives the new item. Sales tax collected from clients is not considered revenue and is included in accrued liabilities until remitted to the taxing authorities. Discounts are recorded as a reduction to revenue when merchandise is purchased. We record a refund reserve based on our historical refund patterns.

We sell gift cards to clients and establish a liability based on the face value of such gift cards. The liability is relieved and we recognize revenue upon redemption by our clients. For unredeemed gift cards, we will recognize revenue when the likelihood of gift card redemption becomes remote. To date, we have not recognized any revenue related to unredeemed gift cards as we believe we do not have sufficient historical data available to estimate the likelihood of redemption becoming remote.

### **JOBS Act Accounting Election**

We are an “emerging growth company”, as defined in the Jumpstart Our Business Startups Act of 2012, or the JOBS Act. Under the JOBS Act, “emerging growth companies” can delay adopting new or revised accounting standards issued subsequent to the enactment of the JOBS Act until such time as those standards apply to private companies. We have irrevocably elected not to avail ourselves of this exemption from new or revised accounting standards and, therefore, will be subject to the same new or revised accounting standards as other public companies that are not emerging growth companies.

### **Recently Issued Accounting Pronouncements**

In May 2014, the Financial Accounting Standards Board, or FASB, issued Accounting Standards Update, or ASU, No. 2014-09, *Revenue from Contracts with Customers (Topic 606)*, or ASU 2014-09, which amended the existing FASB Accounting Standards Codification. ASU 2014-09 establishes a principle for recognizing revenue upon the transfer of promised goods or services to customers, in an amount that reflects the expected consideration received in exchange for those goods or services and also provides guidance on the recognition of costs related to obtaining and fulfilling customer contracts. We expect to adopt this standard in our first quarter of 2019. We are in the process of evaluating the impact this standard will have on our consolidated financial statements. As part of our process, we are still assessing the adoption methodology, which allows the amendment to be applied either retrospectively to each prior period presented or with the cumulative effect recognized as of the date of initial application.

In July 2015, the FASB issued ASU No. 2015-11, *Inventory: Simplifying the Measurement of Inventory (Topic 330)*. The new guidance replaces the current inventory measurement requirement of lower of cost or market with the lower of cost or net realizable value. We early adopted this standard beginning in 2017 with no impact on our consolidated financial statements.

In February 2016, the FASB issued ASU No. 2016-02, *Leases (Topic 842)*, or ASU 2016-02, which requires lessees to record most leases on their balance sheets but recognize the expenses on their income statements in a

---

## Table of Contents

manner similar to current practice. ASU 2016-02 states that a lessee would recognize a lease liability for the obligation to make lease payments and a right to use asset for the right to use the underlying asset for the lease term. We expect to adopt this standard in our first quarter of 2020. We are currently evaluating the impact that this standard will have on our consolidated financial statements but we expect that it will result in a substantial increase in our long-term assets and liabilities.

In March 2016, the FASB issued ASU No. 2016-09, *Compensation – Stock Compensation: Improvements to Employee Share Based Payment Accounting (Topic 718)*, which simplifies the accounting and reporting of stock-based payment transactions, including adjustments to how excess tax benefits and payments for tax withholdings should be classified and provides the election to eliminate the estimate for forfeitures. We expect to adopt this standard in the first quarter of 2018. We do not expect the adoption of this standard to have a material impact on our consolidated financial statements.

In October 2016, the FASB issued ASU No. 2016-16, *Income Taxes: Intra-Entity Transfers of Assets Other Than Inventory (Topic 740)*, which amends existing guidance on the recognition of current and deferred income tax impacts for intra-entity asset transfers other than inventory. This amendment should be applied on a modified retrospective basis. We expect to adopt this standard in 2019 and are currently evaluating the impact that it will have on our consolidated financial statements.

In November 2016, the FASB issued ASU No. 2016-18, *Statement of Cash Flows: Restricted Cash (Topic 230)*, or ASU 2016-18. ASU 2016-18 requires that the statement of cash flows explains the change during the period in the total cash, cash equivalents and restricted cash. We early adopted this standard beginning in 2017 and have retroactively adjusted the consolidated statements of cash flows for all periods presented.

---

## [Table of Contents](#)

### **LETTER FROM KATRINA LAKE, FOUNDER AND CEO**

Hello,

Every day, every one of us sets the stage for our sentiment, our confidence and our success by getting dressed. When you feel great, when you feel your best, it opens up a world of possibility. Feeling confident and self-assured are important inputs into good days, successful days and happy days.

At Stitch Fix we are privileged to play a part in this daily ritual for millions of clients across the United States.

I founded Stitch Fix to take on a very human problem: How do I find clothes I love? Like most people, I want to look stylish and feel my best. Spending a day at the mall, or devoting hours of time to sifting through millions of products online is time consuming, overwhelming and neither effective nor enjoyable. I knew there had to be another way.

Technology has transformed our daily lives, changing how we communicate with loved ones, listen to music, consume news or move around a city. And yet, the challenge of finding jeans that fit is remarkably untouched by 21<sup>st</sup> century technology. Apparel is a huge and meaningful market, over \$300 billion in the U.S. alone. Yet, the vast majority, 85%, is still purchased offline, just as it was a century ago.

Stitch Fix is not better stores, it's not better eCommerce, it's a better way.

Stitch Fix is founded on a core set of beliefs. These beliefs are the foundational pillars of our success.

#### **Client-First, Always**

Stitch Fix was built one client at a time, one personal relationship at a time. There is a beautiful simplicity to success in our business: the better we are at helping our clients find what they love, the better our business is. This powerful alignment we have provides continued incentive to putting clients at the center of everything we do, which I believe to be critical to our success and the long-term health of our company.

#### **Personalization is the Future**

Our success as a business is inextricably linked to our personalization capabilities. We strongly believe that most existing retail constructs are insufficient and out of date. We also believe our model of personalization, getting to know every client, each product, and generating relevant and actionable recommendations, to be superior and enduring, especially for the many people who hate to shop. I believe we are the best in the world at personalizing in apparel at scale, but I also know that we are just at the beginning of how powerful personalization can be.

#### **Humans + Data, Better Together**

Our business is built with the belief that data and technology make us humans better. Our algorithmic recommendations are a powerful partner to our stylists. Our stylists are freed from rote calculations and tasks and are able to focus on what they are uniquely, extraordinarily good at—creating human connections, being creative, providing valuable context to their choices. This partnership can power more meaningful, more human jobs. The philosophy of leveraging strengths of humans and technology and combining them in a powerful partnership extends broadly within Stitch Fix, not just in our styling, but also in our operations, in our buying and in our customer care.

---

## [Table of Contents](#)

### **Building for Long Term**

The relationships we build with our clients are long term in nature. I style clients myself—the relationships I have with my clients are diverse and ever evolving. Some of my clients have received Fixes consistently for years, I have others who schedule as the need arises, and some who prefer specific occasion or product-focused Fixes. Optimizing for client satisfaction, regardless of transaction size, or frequency of transactions, is our long-term strategy. This approach applies to all of our client relationships, but also to our business more broadly. There have been, and will continue to be opportunities to invest in the business with a long-term view for success. Whether it is in new businesses, in data science and engineering capabilities or in opportunities to broaden our share of wallet, we are relentlessly committed on the long term - for our clients, and also for our shareholders.

### **In Search of a Better Way**

The premise of Stitch Fix—that clients don't choose what's in their Fix—is bold. We have historically and will continue to make choices and decisions that challenge conventional thinking. Some of these decisions will prove to be successful, others will not. But we learn and grow from them all. Stitch Fix was founded in search of a better way, and it's a philosophy that extends to the way that we approach problem solving and challenges of all scale and sizes.

### **Look Good, Feel Good, Be Good**

When I founded Stitch Fix, I wanted to create a company that I would want to work at for the rest of my life. As a founder, I have both the privilege and the responsibility of creating the future. I am immensely proud that this is a company that is successful because of our values and our culture. I take pride in creating a business and cultivating a culture in which diversity of perspectives is celebrated. It makes us all better. I believe that we can generate great shareholder value in a business that creates positive change in the world. At Stitch Fix, we believe that we can make our industry better through our business. We can create meaningful jobs, be the workplace of the future, drive positive change through our vendor community and reduce the impact apparel has on the planet. We believe that a world full of more confident, more self-assured people is a better, more successful world.

### **Thank You**

I am immensely grateful to everyone who believed in us and supported us over the years. First and foremost, our clients: Thank you for your support, for bringing us into your lives and for making this work so rewarding. To our employees: Thank you for your commitment, for your partnership, for being bright, kind and goal-oriented and for creating a culture that makes #StitchFixLife so great. I am also grateful for our forward-thinking board of directors and investors. Thank you for the valuable support, conviction and guidance.

### **Welcome**

While we're proud of all that we've achieved, we share the feeling that we're just beginning. We believe in a wide lens of possibility, and we're just getting started. We are very excited for the many chapters to come for Stitch Fix and looking forward to welcoming more partners on this journey.



Katrina Lake

---

## Table of Contents

### **BUSINESS**

#### **Overview**

*Stitch Fix is transforming the way people find what they love, one client at a time and one Fix at a time.*

Stitch Fix was inspired by the vision of a client-first, client-centric new way of retail. What people buy and wear matters. When we serve our clients well, we help them discover and define their styles, we find jeans that fit and flatter their bodies, we reduce their anxiety and stress when getting ready in the morning, we give them confidence in job interviews and on first dates and we give them time back in their lives to invest in themselves or spend with their families. Most of all, we are fortunate to play a small part in our clients looking, feeling and ultimately being their best selves.

We are reinventing the shopping experience by delivering one-to-one personalization to our clients through the combination of data science and human judgment. This combination drives a better client experience and a more powerful business model than either element could deliver independently.

Since our founding in 2011, we have helped millions of clients discover and buy what they love through personalized shipments of apparel, shoes and accessories, hand-selected by Stitch Fix stylists and delivered to our clients' homes. We call each of these shipments a Fix. Clients can choose to schedule automatic shipments or order a Fix on-demand after they fill out a style profile on our website or mobile app. For each Fix, we charge clients a styling fee that is credited toward items they purchase. After receiving a Fix, our clients purchase the items they want to keep and return the other items, if any, at no additional charge.

Stitch Fix was founded with a focus on Women's apparel. In our first few years, we were able to gain a deep understanding of our clients and merchandise and build the capability to listen to our clients, respond to feedback and deliver the experience of personalization. More recently, we have extended those capabilities into Petite, Maternity, Men's and Plus apparel, began offering different product types including shoes and accessories and expanded the number of brands we offer. Our stylists leverage our data science and apply their own judgment to hand select apparel, shoes and accessories for our clients from a broad selection of merchandise.

We are successful when we are able to help clients find what they love again and again, creating long-term, trusted relationships. Our clients share personal information with us, including detailed style, size, fit and price preferences, as well as unique inputs, such as how often they dress for certain occasions or which parts of their bodies they like to flaunt or cover up. Our clients are motivated to share these personal details with us and provide us with ongoing feedback because they recognize that doing so will result in more personalized and successful experiences. This feedback also creates a valuable network effect by helping us to better serve other clients. As of July 29, 2017, we had 2,194,000 active clients. See the section titled "Management's Discussion and Analysis of Financial Condition and Results of Operations—Key Metrics" for information on how we define and calculate active clients. In 2016 and 2017, our repeat rate was 83% and 86%, respectively. We define repeat rate for a given period as the percentage of revenue, excluding styling fees, deductions for estimated refunds, gift card redemptions, referral credit adjustments and clearance sales, but including sales tax, in that period recognized from clients who have ever previously checked out a Fix.

The very human experience that we deliver is powered by data science. Our data science capabilities consist of our rich data set and our proprietary algorithms, which fuel our business by enhancing the client experience and driving business model efficiencies. The vast majority of our client data is provided directly and explicitly by the client, rather than inferred, scraped or obtained from other sources. We also gather extensive merchandise data, such as inseam, pocket shape, silhouette and fit. This large and growing data set provides the foundation for proprietary algorithms that we use throughout our business, including those that predict purchase behavior, forecast demand, optimize inventory and enable us to design new apparel. We believe our data science capabilities give us a significant competitive advantage, and as our data set grows, our algorithms become more powerful.

---

## [Table of Contents](#)

Our stylists leverage our data science through a custom-built, web-based styling application that provides recommendations from our broad selection of merchandise. Our stylists then apply their judgment to select what they believe to be the best items for each Fix. Our stylists provide a personal touch, offer styling advice and context to each item selected and help us develop long-term relationships with our clients.

We offer merchandise across multiple price points and styles from over 700 brands, including established and emerging brands, as well as our own private labels, which we call Exclusive Brands. Many of our brand partners also design and supply items exclusively for our clients.

We have scaled our business rapidly, profitably and in a capital-efficient manner, having raised only \$42.5 million of equity capital since inception. We have achieved positive cash flows from operations on an annual basis since 2014, while continuing to make meaningful investments to drive growth. In 2015, 2016 and 2017, we reported \$342.8 million, \$730.3 million and \$977.1 million in revenue, respectively, representing year-over-year growth of 113.0% and 33.8%, respectively. We had net income of \$33.2 million in 2016 and a net loss of \$0.6 million in 2017, and reported \$72.6 million and \$60.6 million in adjusted EBITDA in 2016 and 2017, respectively. As of August 1, 2015, July 30, 2016 and July 29, 2017, we had 867,000 active clients, 1,674,000 active clients and 2,194,000 active clients, respectively, representing year-over-year growth of 93.1% and 31.1%, respectively. See the section titled “Selected Consolidated Financial and Other Data—Non-GAAP Financial Measures” for information regarding our use of adjusted EBITDA and its reconciliation to net income (loss) determined in accordance with U.S. generally accepted accounting principles, or GAAP.

## **Industry Overview**

### ***Technology is Driving Transformation Across Industries***

Technological innovation has profoundly impacted how consumers discover and purchase products, forcing businesses to adapt to engage effectively with consumers. We believe that new business models that embrace these changes and truly focus on the consumer will be the winners in this changing environment.

### ***The Apparel, Shoes and Accessories Market is Massive but Many Retailers have Failed to Adapt to Changing Consumer Behavior***

The U.S. apparel, shoes and accessories market is large, but we believe many brick-and-mortar retailers have failed to adapt to evolving consumer preferences. Euromonitor, a consumer market research company, estimated that the U.S. apparel, footwear and accessories market was \$353 billion in calendar 2016. Euromonitor expects this market to grow to \$421 billion by calendar 2021, a compound annual growth rate, or CAGR, of 3.6%.

Historically, brick-and-mortar retailers have been the primary source of apparel, shoes and accessories sales in the United States. Over time, brick-and-mortar retail has changed and the era of salespersons who know each customer on a personal level has passed. We believe many of today’s consumers view the traditional retail experience as impersonal, time-consuming and inconvenient. This has led to financial difficulties, bankruptcies and store closures for many major department stores, specialty retailers and retail chains. For example, Macy’s, one of the largest department stores in the United States, announced in August 2016 its intent to close approximately 100, or 11%, of its stores and Michael Kors, a specialty retailer, announced in May 2017 its intent to close at least 100, or 12%, of its stores. The struggles of traditional retailers are also reflected in broader market data. According to the U.S. Census Bureau, average monthly department store sales declined \$6.4 billion, or 33%, from calendar 2000 to calendar 2016.

### ***eCommerce is Growing, but has Further Depersonalized the Shopping Experience***

The internet has created new opportunities for consumers to shop for apparel. eCommerce continues to take market share from brick-and-mortar retail. Euromonitor estimated that the eCommerce portion of the U.S.



---

## [Table of Contents](#)

apparel, footwear and accessories market was \$55 billion in calendar 2016. Euromonitor expects the eCommerce portion of this market to grow to \$94 billion by calendar 2021, a CAGR of 11.4%. This represents an expansion of eCommerce penetration of the U.S. apparel, footwear and accessories market from 15.5% of \$353 billion in calendar 2016 to 22.3% of \$421 billion in calendar 2021.

The first wave of eCommerce companies prioritized low price and fast delivery. This transaction-focused model is well-suited for commoditized products and when consumers already know what they want. However, we believe eCommerce companies often fall short when consumers do not know what they want and price and delivery speed are not the primary decision drivers. There is an overwhelming selection of apparel, shoes and accessories available to consumers online, and searches and filters are poor tools when it comes to finding items that fit one's style, figure and occasion. eCommerce companies also lack the critical personal touchpoints necessary to help consumers find what they love, further depersonalizing the shopping experience.

### ***Personalization is the Next Wave***

To be relevant today, retailers must find a way to connect with consumers on a personal level and fit conveniently into their lifestyles. Personalization in retail can be difficult and nuanced, as consumers consider many factors that can be difficult to articulate, including style, size, fit, feel and occasion. We believe that an intelligent combination of data science and human judgment is required to deliver the personalized retail experience that consumers seek.

## **Our Offering**

Stitch Fix combines data science and human judgment to deliver one-to-one personalization to our clients at scale. We help millions of clients discover and buy what they love through data-driven, personalized, hand-selected shipments of apparel, shoes and accessories.

### ***Our Data Science Advantage***

Our data science capabilities fuel our business. These capabilities consist of our rich and growing set of detailed client and merchandise data and our proprietary algorithms. We use data science throughout our business, including to style our clients, predict purchase behavior, forecast demand, optimize inventory and design new apparel.

Our data set is particularly powerful because:

- the vast majority of our client data is provided directly and explicitly by the client, rather than inferred, scraped or obtained from other sources;
- our clients are motivated to provide us with relevant personal data, both at initial signup and over time as they use our service, because they trust it will improve their Fixes; and
- our merchandise data tracks dimensions that enable us to predict purchase behavior and deliver more personalized Fixes.

On average, each client directly provides us with over 85 meaningful data points through his or her style profile, including detailed style, size, fit and price preferences, as well as unique inputs such as how often he or she dresses for certain occasions or which parts of his or her body a client likes to flaunt or cover up. Over time, through their feedback on Fixes they receive, clients share additional information about their preferences as well as detailed data about both the merchandise they keep and return. Historically, over 85% of shipments have resulted in direct client feedback. This feedback loop drives important network effects, as our client-provided data informs not only our personalization capabilities for the specific client, but also helps us better serve other clients.

---

## Table of Contents

We believe our proprietary merchandise data set is differentiated from other retailers. We encode each of our SKUs with many information attributes to help our algorithms make better recommendations for our clients. The information we store for each SKU includes:

- basic data, such as brand, size, color, pattern, silhouette and material;
- item measurements, such as length, width, diameter of sleeve opening and distance from collar to first button;
- nuanced descriptors, such as how appropriate the piece is for a client that prefers preppy clothing or whether it is appropriate for a formal event; and
- client feedback, such as how the item fit a 5'10" client or how popular the piece is with young mothers.

Our algorithms use our data set to match merchandise to each of our clients. For every combination of client and merchandise, we compute the probability the client will keep that item based on her and other clients' preferences and purchase history as well as the attributes and past performance of the merchandise. For example, our Delila embroidery neckline knit top is purchased 52% of the time it is included in a Fix. However, for a particular client for whom it is well suited, our algorithms may predict she is 80% likely to purchase the item if it were included in her Fix. This allows us to more efficiently tailor every Fix to each client's specific preferences.

### ***Pairing Data Science with Human Judgment***

The combination of data science and human judgment drives a better client experience and a more powerful business model than either element could deliver independently. Our advanced data science capabilities harness the power of our data for our stylists by generating predictive recommendations to streamline our stylists' individualized curation process. Stylists add a critical layer of contextual, human decision making that augments and improves our algorithms' selections and ultimately produces a better, more personalized Fix for each client.

## **Our Differentiated Value Proposition**

### ***Our Value Proposition to Clients***

Our clients love our service for many reasons. We help clients find apparel, shoes and accessories that they love in a way that is convenient and fun. We save our clients time by doing the shopping, delivering Fixes right to their homes, allowing them to try on merchandise in the comfort of their homes and in the context of their own closets and making the return process simple. Our expert styling service connects each client to a professional who will understand her fashion needs, hand select items personalized to her and offer her ongoing style advice. Clients also value the quality and diversity of our merchandise as we deliver the familiar brands they know, offer items they can't find anywhere else and expand their fashion palette by exposing them to new brands and styles they might not have tried if they shopped for themselves. We often hear from clients that we have helped them find the perfect pair of jeans or discover a dress silhouette they never would have selected for themselves. In these situations, not only is our service more convenient, it is in fact more effective at helping clients find what they love. We proudly style men and women across ages, sizes, tastes, geographies and price preferences.

### ***Our Value Proposition to Brand Partners***

We believe that we are a preferred channel and a powerful growth opportunity for our brand partners. Unlike many sales channels, we do not rely on discounts or promotions. Also, by introducing our clients to brands they may not have shopped for, we help our brand partners reach clients they may not have otherwise reached. Further, we provide our brand partners with insights based on client feedback that help our brand partners improve and evolve their merchandise to better meet consumer demand.

---

## [Table of Contents](#)

### **Our Strengths**

Since we were founded in 2011, we have shipped millions of Fixes to clients throughout the United States. We have achieved this success due to our following key strengths:

**Our Rich Client and Merchandise Data.** We believe that we are the only company that has successfully combined rich client data with detailed merchandise data to provide a personalized shopping experience. Our data set provides meaningful, predictive insight for each client and benefits from a perpetual feedback loop that drives powerful network effects. On average, each client directly provides us with over 85 meaningful data points through his or her style profile. Clients continue to provide feedback on an ongoing basis through our checkout surveys, their written feedback and updates to their style profile. We also receive data implicitly through the items that clients keep and those that they return. Further, we gather extensive data associated with each piece of inventory that we buy or create, such as inseam, pocket shape, silhouette and fit. This data set provides us with unique insights that allow us to continue refining and improving the shopping experience for our clients.

**Our Expert Data Science Team and Proprietary and Predictive Algorithms.** Our high-caliber data science team consists of more than 75 members, the majority of whom have Ph.Ds. This team has developed proprietary algorithms that we use across our business to take advantage of our large data set. These algorithms enable us to better style our clients, predict purchase behavior, forecast demand, optimize inventory and design new apparel.

**Our 3,400+ Stylist Organization.** Our stylist organization consists of over 3,400 passionate and creative employees. Stylists deliver the critical human component required to build one-to-one relationships, make better recommendations and provide a highly personalized experience for each client. By arming our stylists with algorithmic recommendations based on highly actionable proprietary data in addition to specific client requests and feedback, we enable the critical human contribution to personalize each Fix.

**Our Unique Combination of Data Science and Human Judgment.** The combination of humans, data and algorithms drives a better client experience and a more powerful business model than any of these elements can deliver independently. Humans are typically better than algorithms at creativity, improvisation, curation and empathy, while algorithms are typically better at performing repeatable functions and calculations at scale with large volumes of data. We employ the best of what humans, data and algorithms can provide. We believe the result of this unique combination is much greater than the sum of its parts, gives us a superior business model and enables us to offer true one-to-one personalization to our clients at scale.

### **Our Strategy**

We aim to transform the way people find what they love. We plan to achieve this goal by continuing to:

**Expand Our Relationships with Existing Clients.** Because our clients share personal data and feedback, we can continuously improve the personalization of our offering, better meet our diverse clients' preferences and build long-term relationships. We intend to seek ways to better serve our existing clients by:

- developing new and novel ways for our clients to engage with us through social media, mobile apps and other channels;
- broadening our selection of stylish, high quality merchandise through our brand partners, including items that are exclusive to Stitch Fix, and our own Exclusive Brands; and
- investing in our data science and technology platform to advance our personalization capabilities.

These initiatives will be designed to improve client engagement and satisfaction and expand our client closet share over time.

---

## Table of Contents

**Acquire New Clients.** To date, we have focused on Women's, Petite, Maternity, Men's and Plus categories in the United States. We believe there is significant opportunity to attract new clients in these categories. We intend to increase brand awareness and cost-effectively reach new clients through a combination of word of mouth, referrals, advertising and other marketing efforts.

**Expand Our Addressable Market.** Our data science capabilities and powerful business model have enabled us to successfully expand from the Women's category into multiple new categories, such as Petite, Maternity, Men's and Plus, and product types such as shoes and accessories. We expect to continue expanding into new categories and product types, and we may also expand into new geographies. We plan to continue to leverage our data science and infrastructure from our existing categories and product types to expand quickly and in a capital-efficient manner.

## How It Works

### *Our Client Offering: The Fix*

A Fix is a Stitch Fix-branded box containing a combination of apparel, shoes and accessories personally selected for a client by her Stitch Fix stylist and delivered to the client for her to try on in the comfort of her own home. She can keep some, all or none of the items in the Fix and easily return any items in a postage-prepaid bag provided in the Fix. One of our stylists individually selects each item in a Fix for a client from a broad selection of merchandise recommended to the stylist by our algorithms. These algorithmic recommendations are based on the client's personal style profile, her own order behavior, the aggregate historical behavior of our client base and the aggregate historical data we have collected on each item of merchandise we have available.

We alleviate many of the pain points clients experience in their existing shopping experience. We provide clients with the convenience of trying on clothes in the comfort of their own homes and in the context of their own closets prior to making a purchase decision. We offer our clients selections from a broad variety of merchandise and brands that are personalized to meet their individual style, size, fit and price preferences. We also enable clients to discover new brands and explore new styles that they may never have found while shopping on their own.

### *The Client Experience*

Our clients are motivated to share personal details with us and to give us ongoing feedback about their individual style, size, fit and price preferences because they recognize that doing so will result in more personalized and successful experiences. We have numerous touch points with our clients. Before a client receives his or her first Fix, he or she shares the following information with us:

- *Style profile.* Upon registering, each client fills out a style profile on either our website or mobile application. The style profile allows us to introduce ourselves to a client, initiate a dialogue and start gathering data. A client can update his or her profile at any time. The style profile is a questionnaire through which they give us highly personal information, such as:
  - style, size, fit and price preferences;
  - preferred and disliked colors, patterns and fabrics;
  - how often he or she would like to receive items specific to various occasions, such as for work, a date night or casual weekends;
  - how adventurous he or she would like the items in his or her Fix to be;
  - personal details, such as which parts of his or her body he or she prefers to flaunt or cover-up, or if she is pregnant and interested in maternity clothing; and
  - links to social media accounts to give us a more comprehensive view of his or her individual style preferences.

---

## Table of Contents

- *Personal note to stylist.* Each client can share a personal note with his or her stylist when placing a Fix order or after receiving a Fix. For example, a client might request shoes for a friend's wedding or shorts for an upcoming vacation. These personal notes enable us to better personalize a Fix. Some clients share notes with us regularly, forming relationships over several years and spanning life milestones, such as marriage or the birth of a child.

After completing her initial style profile, a client chooses her preferred order frequency and can select the exact date by which she wants to receive her Fix. We currently offer two types of Fix scheduling:

- *Auto-ship.* A client can elect to auto-ship Fixes every two to three weeks, monthly, bi-monthly or quarterly.
- *On-demand.* Our on-demand option allows clients to schedule a one-time Fix at any time, either instead of or in addition to utilizing the auto-ship option. An on-demand client is prompted to schedule her next Fix each time she checks out, but is not obligated to do so.

We recognize that our clients have different needs, so our Fix frequency options are another way that we personalize the client experience. Each client can increase or decrease the Fix frequency at any time, and can also easily reschedule any given shipment to better accommodate her needs. Each Fix is delivered to the client's address of choice.

In addition to a personalized selection of apparel, shoes and accessories, each Fix also includes a personal note from the stylist and a style card to provide clients with outfit ideas for each item.

Opening up a Fix is a treasured moment for our clients. Our clients often post videos, photos and testimonials on social media and their personal blogs to capture their excitement when unboxing their Fixes. We are proud to have created a community of clients who are excited to share what they receive in their Fixes.

Once a client decides which items she wishes to keep she can easily check out and pick the delivery date for her next Fix via our website or mobile application.

During the checkout process, each client is invited to provide feedback about the fit, price, style and quality of the items received. The client can return the items she does not want or exchange items for a different size if available, using the postage-prepaid bag delivered in her Fix. We request that clients return items to us that they do not wish to purchase within three calendar days of receiving a Fix.

We charge clients a \$20 styling fee for each Fix, which is credited toward the merchandise purchased. If the client chooses to keep all items, she receives a 25% discount on the entire shipment. Historically, over 85% of shipments have resulted in direct client feedback. This feedback informs both our algorithms and stylists to improve each future Fix.

*Images on the following pages illustrate elements of our men's style profile.*

[Table of Contents](#)

*Men's Style Profile: Size*

Are you a parent?

Yes  No

---

What sizes do you typically wear?

SHIRT

---

WAIST

---

INSEAM

---

BLAZER

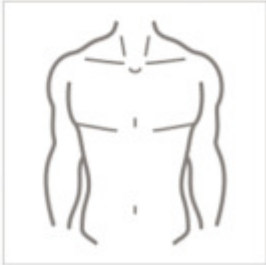


---

SHOE

---

How would you describe your body type?

SLIM      AVERAGE      ATHLETIC








[Table of Contents](#)

*Men's Style Profile: Fit*

### How long do you prefer your shorts?

Select all that apply.

<b>AT THE KNEE</b>	<b>ABOVE KNEE</b>	<b>LOWER THIGH</b>
		
At or below the knee	Right above the knee	2 inches above the knee

---

### Do you have any fit challenges?

<b>SHIRT COLLAR</b>	<b>SHIRT SHOULDER</b>
<input type="checkbox"/> Too tight <input type="checkbox"/> No issue <input checked="" type="checkbox"/> Too loose	<input type="checkbox"/> Too tight <input type="checkbox"/> No issue <input checked="" type="checkbox"/> Too loose
<b>SLEEVE LENGTH</b>	<b>PANT LEG</b>
<input type="checkbox"/> Too short <input type="checkbox"/> No issue <input checked="" type="checkbox"/> Too long	<input type="checkbox"/> Too tight <input checked="" type="checkbox"/> No issue <input type="checkbox"/> Too loose
<b>PANT LENGTH</b>	
<input type="checkbox"/> Too short <input checked="" type="checkbox"/> No issue <input type="checkbox"/> Too long	

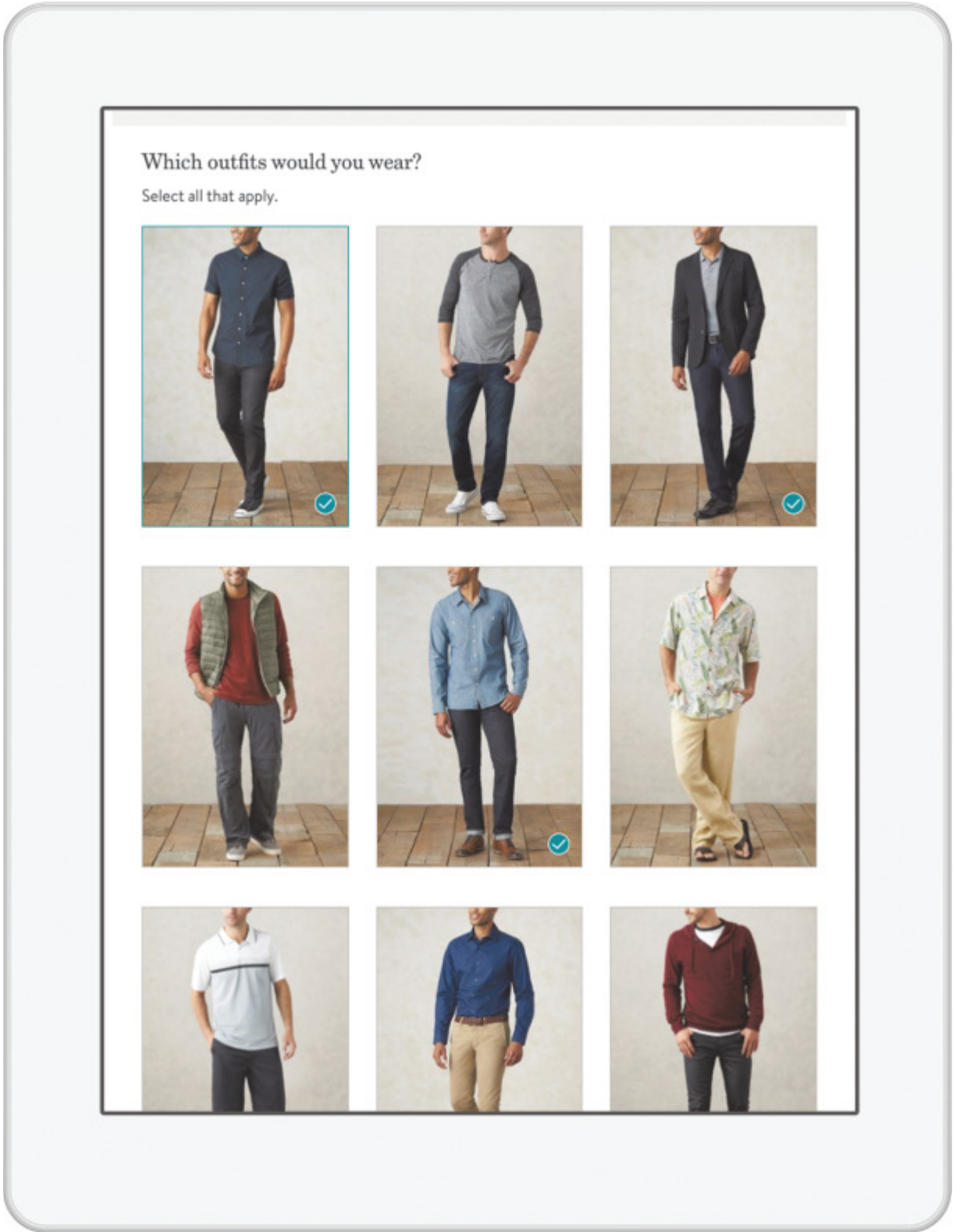
---





Table of Contents

*Men's Style Profile: Style*





---

## [Table of Contents](#)

### ***Our Data Science***

#### *Our Unique Data Set*

We believe we are the only company that has successfully combined rich client data with detailed merchandise data to provide a personalized shopping experience for consumers. Clients directly provide us with meaningful data about themselves, such as style, size, fit and price preferences, when they complete their initial style profile and provide additional rich data about themselves and the merchandise they receive through the feedback they provide after receiving a Fix. Our clients are motivated to provide us with this detailed information because they recognize that doing so will result in a more personalized and successful experience. This perpetual feedback loop drives important network effects, as our client-provided data informs not only our personalization capabilities for the specific client, but also helps us better serve other clients. For example, a client may tell us in her feedback from a Fix that a size small blouse was the right size, but fit too tight in the shoulders. Based on the detailed information we know about that client's body proportions and fit preferences and the item specific merchandise data we gather about the blouse, our stylists, informed by our algorithms' recommendations, will not recommend that blouse to clients with similar body proportions and fit preferences. We believe our client feedback loop and its corresponding network effects ultimately contribute to better personalization for all of our clients.

#### *Our Proprietary Algorithms*

We use data science to both enhance the client experience and optimize our business model efficiency. Our business model leverages proprietary algorithms, developed by our team of over 75 data scientists, that are utilized across our business, including in recommendation systems, human computation, resource management, inventory management and apparel design. Experimentation and algorithm development are deeply ingrained in our business. As our data set grows, our algorithms become more powerful. Our proprietary algorithms include:

#### *Client Experience Algorithms*

- *Styling algorithm.* For each Fix, our proprietary algorithms analyze client-level, item-level and Fix-level data to match the client's preferences with our available inventory. The algorithm assigns each available item a score that reflects the probability that the client will like that item. The best matches are presented as options in the web-based styling application, and the stylist then provides the final, human layer of judgment to select the items that the client receives in his or her Fix.
- *New style development.* Our algorithms identify client needs that are underserved or unmet in the market, whether that is finding the perfect fitting blouse at the right price point or a comfortable yet stylish t-shirt off season. Once a particular need is identified, our new style development algorithms work to create a solution to that need. The algorithms disaggregate various popular attributes of the item of apparel, such as collar design, sleeve length, pocket angle, color, pattern and fabric, and then recombine these traits into apparel items in order to meet these needs and provide new design recommendations for our Exclusive Brands. Developing exclusive items using our algorithms increases our ability to delight clients with stylish and properly-fitting merchandise at the right price points.
- *Stylist assignment.* Our matchmaking algorithms optimize which of our available stylists will be best able to serve a client based on the particular characteristics of each client and stylist. The matching process is a complex function of the history between the client and stylist (if any), and affinities we may detect between a client and a stylist, such as the client's stated and latent style preferences compared with those of the stylist, geographic proximity or demographic profile.

#### *Business Model Efficiency Algorithms*

- *Demand forecasting.* Our algorithms analyze our database of current and historical client data to understand our clients' needs over time, including preferences, lifestyle, life stage and satisfaction. Our

---

## Table of Contents

algorithms forecast demand for specific categories, product types, styles, patterns and brands to help us meet our clients' needs effectively while enabling us to minimize excess supply and manage our fulfillment centers and stylist staffing appropriately.

- *Merchandise optimization.* Unlike many traditional retailers, which typically purchase and then mark down seasonal merchandise several times a year, our merchandise algorithms drive visibility into our merchandise and inventory management so that we are not constrained to the same seasonal trends. These algorithms help us answer critical questions such as what merchandise to buy, how much to buy, the distribution of sizes for what we are buying and how to allocate the merchandise we buy among our fulfillment centers. Our scientific merchandise management enables us to adjust inventory and allocation decisions real-time.
- *Fulfillment center assignment.* Before a Fix is styled, the client Fix request is processed by an algorithm that calculates a cost function for the Fix for each fulfillment center based on a combination of its location relative to the client and how well the inventories in the different fulfillment centers match the client's needs. We can then choose the optimal fulfillment center from which to ship each Fix.
- *Pick path optimization.* Our pick path algorithms minimize the time and distance our fulfillment center associates spend walking our vast fulfillment centers to pull the items for each Fix. By mapping out a more efficient path to pick items for multiple Fixes at a time, we have significantly reduced walk times and labor costs in our fulfillment centers.

### **Our Stylist Organization**

We have over 3,400 employee stylists, the vast majority of whom are part-time and work remotely. They enjoy working at Stitch Fix for many reasons, including the desire for a creative outlet, love of fashion, connection to clients, flexible scheduling, the ability to work from home, a desire for personal growth and the ability to be a part of our stylist community. The flexible working arrangement we have with stylists creates leverage in our business model by allowing us to easily scale our total stylist work time and manage capacity as Fix demand necessitates. We empower our stylists with a custom-built, web-based styling application that leverages our database and algorithms. Stylists often build personal connections with clients through our platform. Our stylists are not compensated based on commission because we want our stylists to delight our clients, even if that means suggesting a less expensive item.

### **Our Merchandise, Brand Partners and Exclusive Brands**

The breadth of our merchandise selection is essential to our success. Our algorithms filter over one thousand SKUs to recommend a subset of relevant merchandise to our stylists, who leverage the information to select the merchandise for a client's Fix. We source merchandise from brand partners and also create our own merchandise to serve unmet client needs. We offer apparel, shoes and accessories across a range of price points. We currently serve our clients in the following categories: Women's, Petite, Maternity, Men's and Plus. Our merchandise addresses a diverse range of styles. Our Women's aesthetics include classic, boho, glam, preppy, romantic, edgy, and casual. Our Men's aesthetics include refined, American prep, active, heritage, contemporary, coastal and outdoor.

#### ***Brand Partners***

We partner with over 700 established and emerging brands across multiple price points and styles. With many of our brand partners, we develop third-party branded items exclusively sold to Stitch Fix clients. This exclusivity allows our clients to discover personally-recommended products that are unavailable elsewhere.

---

## [Table of Contents](#)

### ***Exclusive Brands***

We also design and bring to market our own styles, which we refer to as Exclusive Brands, in order to target specific client needs that are unmet by what our merchandising team can source in the market. We use data science to identify and develop the new products for our Exclusive Brands. We then pair our data with the expertise of our design teams to bring these new products to market. We expect our product development efforts will yield better products for our clients as we acquire more data and feedback.

Exclusive Brands are a meaningful part of our business. In 2017, more than 20% of our revenue was attributable to Exclusive Brand products. We expect our Exclusive Brands to be a permanent part of our portfolio but do not have specific targets for the merchandise mix provided by our brand partners and our Exclusive Brands, and expect it will fluctuate over time. We will continue to develop products when we identify opportunities or gaps in the market.

### **Client Acquisition**

Our one-to-one personalization at scale allows us to serve men and women across demographics, geographies, style profiles and price preferences.

We currently acquire new clients through a variety of marketing channels, including client referrals, affiliate programs, partnerships, display advertising, television, print, radio, video, content, direct mail, social media, email, mobile “push” communications, search engine optimization and keyword search campaigns. After signup, we continue to engage clients through a variety of initiatives. These engagement initiatives include stylist Fix notes and fashion content that we send through email and disseminate over multiple social media channels.

### **Our Operations**

#### ***Client Experience Team***

As of July 29, 2017, we employed over 200 client experience associates who are available seven days a week to assist clients and answer client questions over email and social media platforms. Client experience associates help clients with a variety of topics, including style profile setup, shipping details and pricing questions. We are also expanding our client connectivity to include phone and online chat to further enhance the customer service experience. We believe that the service our client experience associates provide offers additional opportunity for us to deepen the connection between Stitch Fix and our clients.

#### ***Technology***

Our technology platform features a modern architecture of custom-built applications. We developed our applications with particular emphasis on gathering client and merchandise data and feeding the data back into our algorithms in order to continually improve our client experience and the efficiency of our business. We make heavy use of trials, design studios and user research to test, learn, fail fast and iterate. Building specialized, data-driven applications tailored for our superior business model allows us to provide a more personalized client experience. Our proprietary technology platform includes the following:

**Client Facing Applications.** Our website and mobile application deliver convenient and easy to use interfaces through which our clients interact with our service and our stylists. Features of our client-facing applications, such as our style profile and our checkout survey, serve as the collection and feedback channels through which we gather useful information about our clients and funnel this information back into our algorithms so we enhance the personalization of our service.

---

## Table of Contents

**Styling Application.** Our stylist application is the key tool through which we blend the power of our data science with our stylists' judgment to deliver one-to-one personalization at scale. For each Fix, the tool displays the personal preferences, Fix history and notes of each client, and allows stylists to filter items in inventory by a variety of attributes and navigate through our algorithms' recommendations. Our styling application also employs our data science capabilities by guiding and providing suggestions to the stylist, such as to review a prior Fix if an item the stylist is selecting is similar to something from a client's Fix history. Stylists use the tool to select the items for each Fix, compose a note to the client and process the Fix for fulfillment by our operations team.

**Internal Business Applications.** Our proprietary internal business applications allow us to operate critical business functions in an innovative manner. These include: our merchandising applications that help us manage our vendors, better plan product purchasing and optimize our inventory; our fulfillment center applications that help us efficiently manage the receipt of new products, order fulfillment, shipping and returns; and our client support applications that help our client experience team deliver exceptional support to our clients.

### ***Sourcing***

We purchase merchandise directly from our brand partners, who are responsible for the entire manufacturing process.

For the production of our Exclusive Brands, we contract with merchandise vendors, which are responsible for the entire manufacturing process. Some of these vendors operate their own manufacturing facilities and others subcontract the manufacturing to other parties. Our vendors agree to our standard vendor terms, which govern our business relationship. Although we do not have long-term agreements with our vendors, we have long-standing relationships with a diverse base of vendors that we believe to be mutually satisfactory.

All of our Exclusive Brand merchandise is produced according to our specifications, and we require that all of our vendors comply with applicable law and observe strict standards of conduct. We recently hired independent firms that are in the process of conducting social audits of the working conditions at the factories producing our Exclusive Brands. If an audit reveals potential problems, we require that the vendor institute corrective action plans to bring the factory into compliance with our standards, or we may discontinue our relationship with the vendor. We require that all new factories producing Exclusive Brand merchandise for us may be audited before Stitch Fix production begins.

In October 2017, we purchased certain knitting, cutting and sewing assets in Pennsylvania to experiment with making very small quantities of apparel to test with our clients. At the present time, we have no plans to manufacture apparel in any meaningful quantities and anticipate that we will continue to rely almost exclusively on third-party vendors to supply our merchandise.

### ***Inventory Management and Fulfillment***

We have five fulfillment centers located in California, Arizona, Texas, Pennsylvania and Indiana.

In our fulfillment centers, our algorithms increase efficiencies in processes such as allocation, batch picking, transportation, shipping, returns and ongoing process improvement. We have a reverse logistics operation to manage returned merchandise. Our specialist returns teams, in our dedicated return intake areas, accept, process and reallocate returns to our inventory so the merchandise can be selected for another Fix. Our expertise in inventory management allows us to turn inventory quickly, which drives working capital efficiency.

## **Mission, People and Culture**

Our mission is to inspire our clients to look, feel and be their best selves. We believe our ability to delight our clients starts with a compelling employee mission as well: Inspiring people to be their best selves. When our employees thrive, our clients feel the love that goes into every Fix. From our offices in San Francisco, California

---

## Table of Contents

and Austin, Texas, to our fulfillment centers across the country, to our stylists working anywhere they like, we are committed to creating an exceptional employee experience.

The foundation of our culture is our operating system, or OS:

- Our People: kind, bright and goal-oriented;
- Our Values: partnership, innovation, integrity and responsibility; and
- Our Leadership Goal: trust, inspire, develop, learn and act.

The foundation that brings the OS to life is feedback. Just as feedback from our clients allows us to deliver a truly personalized experience, the feedback we provide to each other allows us to be our best selves.

Stitch Fix employees are united in their passion for serving our clients and love solving problems through partnering across diverse skill sets. We know we are better together. For example, our merchandise buyers work with our data scientists to drive better personalization outcomes for our clients. We challenge and develop our employees through meaningful work. We take the time to develop managers who can partner with our employees in achieving their personal and professional goals. Every employee can be a leader at Stitch Fix. And above all, we take what we do seriously, while not taking ourselves too seriously. We like to have fun. All of this adds up to a company filled with people who are encouraged to be their authentic selves and share their unique gifts to create an incredible client experience.

As of July 29, 2017, we had over 5,800 employees, including over 3,400 stylists, 1,500 fulfillment center employees, 200 client experience employees, 95 engineers and 75 data scientists. As of such date, over 86% of our employees and 55% of our management team identified as female. None of our employees is represented by a labor union. We have not experienced any work stoppages, and we consider our relations with our employees to be good.

## **Competition**

The retail apparel market is very competitive. Our competitors include local, national and global department stores, specialty clothing and shoe chains, discount stores, traditional retailers, independent retail stores, the online platforms of these traditional retail competitors and eCommerce companies that market apparel, shoes and accessories. Additionally, we experience competition for consumer discretionary spending from other product and experiential categories.

We compete primarily on the basis of client experience, brand, product selection, quality, convenience and price. We believe that we are able to compete effectively because we offer clients a personalized and fun shopping experience that our competitors are unable to match. See “Risk Factors—Our industry is highly competitive and if we do not compete effectively our operating results could be adversely affected.”

## **Intellectual Property**

We protect our intellectual property through a combination of trademarks, domain names, copyrights, trade secrets and patents, as well as contractual provisions and restrictions on access to our proprietary technology. Our principal trademark assets include the trademarks “Stitch Fix” and “Fix,” which are registered in the United States and some foreign jurisdictions, our logos and taglines, and multiple private label apparel and accessory brand names. We have applied to register or registered many of our trademarks in the United States and other jurisdictions, and we will pursue additional trademark registrations to the extent we believe they would be beneficial and cost-effective.

We have one patent issued and seven patent applications pending in the United States. We also have four patent applications filed in the People’s Republic of China. Our issued patent will expire in 2035. We intend to pursue additional patent protection to the extent we believe it would be beneficial and cost-effective.



---

## Table of Contents

We are the registered holder of multiple domestic and international domain names that include “stitchfix” and similar variations. We also hold domain registrations for many of our private label brand names and other related trade names and slogans.

Our proprietary algorithm technologies, other than those incorporated into a patent application, are protected by trade secret laws.

In addition to the protection provided by our intellectual property rights, we enter into confidentiality and proprietary rights agreements with our employees, consultants, contractors and business partners. Our employees are also subject to invention assignment agreements. We further control the use of our proprietary technology and intellectual property through provisions in both our client terms of use on our website and in our vendor terms and conditions.

### **Facilities**

Our corporate headquarters are located in San Francisco, California and comprise approximately 76,200 square feet of space, with another floor of 19,050 square feet being added in November 2017. We also operate a photography studio in San Francisco that is approximately 19,200 square feet. Our current leases on these facilities, entered into in January 2016 and February 2016, respectively, expire in November 2023 and May 2021, respectively, in each case with an option to renew for 5 and 3 years, respectively.

We lease an additional 34,821 square feet of office space in Texas, where our client experience team is based, and 3,300 square feet of space for an engineering office in Pennsylvania.

We also lease and operate four fulfillment centers, comprising a total of approximately 1,477,850 square feet, at which we receive merchandise from vendors, ship products to clients and receive and process returns from clients. These facilities are located in California, Arizona, Texas and Pennsylvania. Our fifth fulfillment center in Indiana, representing another 281,700 square feet, is leased and operated by a third party logistics contractor.

In addition, we own approximately 24,000 square feet of space in Pennsylvania that houses the apparel manufacturing assets we acquired in October 2017.

We believe our facilities, including our planned expansions, are sufficient for our current needs.

### **Legal Matters**

We are from time to time subject to, and are presently involved in, litigation and other legal proceedings. We believe that there are no pending lawsuits or claims that, individually or in the aggregate, may have a material effect on our business, financial condition or operating results.

### **Government Regulation**

As with all retailers and companies operating on the internet, we are subject to a variety of U.S. federal and state laws governing the processing of payments, consumer protection, the privacy of consumer information and other laws regarding unfair and deceptive trade practices.

Apparel, shoes and accessories sold by us are also subject to regulation in the United States by governmental agencies, including the Federal Trade Commission and the Consumer Products Safety

---

## Table of Contents

Commission. These regulations relate principally to product labeling, licensing requirements, flammability testing and product safety. We are also subject to environmental laws, rules and regulations. Similarly, apparel, shoes and accessories sold by us are also subject to import regulations in the United States countries concerning the use of wildlife products for commercial and non-commercial trade, including the U.S. Fish and Wildlife Service. We do not estimate any significant capital expenditures for environmental control matters either in the current fiscal year or in the near future.

We are also subject to regulations relating to our supply chain. For example, the California Transparency in Supply Chains Act requires retail sellers that do business in California to disclose their efforts to eradicate slavery and human trafficking in their supply chains. We require our suppliers to adhere to labor and workplace standards and to warrant that any products sent to us were made in compliance with all applicable laws, including laws prohibiting child labor, forced labor and unsafe working conditions.

Although we have not suffered any material restriction from doing business in the past due to government regulation, significant impediments may arise in the future as we expand product offerings.

---

[Table of Contents](#)

**MANAGEMENT**

**Management and Directors**

The following table sets forth information for our directors and management as of September 30, 2017:

<b>Name</b>	<b>Age</b>	<b>Position</b>
<i>Management:</i>		
Katrina Lake <sup>(*)</sup>	34	Founder, Chief Executive Officer and Director
Paul Yee <sup>(*)</sup>	45	Chief Financial Officer
Lisa Bougie	48	General Manager, Stitch Fix Women
Eric Colson	46	Chief Algorithms Officer
Scott Darling <sup>(*)</sup>	45	Chief Legal Officer and Secretary
Cathy Polinsky	40	Chief Technology Officer
Mike Smith <sup>(*)</sup>	47	Chief Operating Officer
Margaret Wheeler	56	Chief People and Culture Officer
<i>Non-Employee Directors:</i>		
Steven Anderson <sup>(1)(2)</sup>	49	Director
J. William Gurley <sup>(2)(3)</sup>	51	Director
Marka Hansen <sup>(1)</sup>	64	Director
Sharon McCollam <sup>(2)(3)</sup>	55	Director

(\*) Executive officer, within the meaning of Rule 3b-7 under the Exchange Act.

(1) Member of the compensation committee.

(2) Member of the audit committee.

(3) Member of the nominating and corporate governance committee.

**Management**

*Katrina Lake.* Ms. Lake is our Founder and has served as our Chief Executive Officer and a member of our board of directors since our inception in 2011. Prior to founding Stitch Fix, Ms. Lake managed the blogger platform at Polyvore, a fashion eCommerce company, and served as an associate at The Parthenon Group, a consulting firm, and at Leader Ventures, a venture capital firm. Ms. Lake is also a member of the board of directors of GrubHub, Inc., an online and mobile food delivery service. Ms. Lake holds a B.A. in Economics from Stanford University and an M.B.A. from Harvard University. We believe that Ms. Lake is qualified to serve as a member of our board of directors based on the perspective and experience she brings as our Founder and Chief Executive Officer.

*Paul Yee.* Mr. Yee has served as our Chief Financial Officer since June 2017. From April 2013 to June 2017, he served as the Chief Financial Officer of Method Products, PBC and subsequently as Chief Financial Officer of its parent companies PAD NV and People Against Dirty Holdings Ltd., a green cleaning products company known for its Method and Ecover brands. From June 2017 to September 2017, Mr. Yee served in a limited capacity as a consultant to People Against Dirty Holdings Ltd. as it contemplated a sale to a third party. From January 2007 to April 2013, Mr. Yee served in multiple capacities at Peet's Coffee & Tea, Inc., a specialty coffee and tea company, including his most recent role as Vice President of Finance & Investor Relations from May 2011 to April 2013. From August 1999 to December 2006, Mr. Yee served in multiple capacities at Gap, Inc., a global retailer of clothing and accessories, including in leadership roles in finance and inventory planning. Mr. Yee holds a B.A. in Urban Studies and an M.B.A. from Stanford University.

*Lisa Bougie.* Ms. Bougie has served as our General Manager, Stitch Fix Women since October 2013. From February 2004 to October 2013, Ms. Bougie served in a variety of capacities at Nike, Inc., an athletic apparel company, most recently as Vice President/General Manager Direct to Consumer, Emerging Markets from January 2012 to October 2013. Ms. Bougie holds a B.S. in Marketing from Santa Clara University.

---

## Table of Contents

*Eric Colson.* Mr. Colson has served as our Chief Algorithms Officer since August 2012. From September 2009 to August 2012, Mr. Colson served as the Vice President of Data Science and Engineering at Netflix, Inc., a media company. From December 2006 to September 2009, Mr. Colson served in various roles of increasing responsibility on the data science and data engineering teams at Netflix. Prior to joining Netflix, Mr. Colson served in senior data science roles at Yahoo!, a technology and media company, Blue Martini Software, a software and professional services provider, and Proxicom, a developer of interactive and internet-enabled solutions. Mr. Colson holds a B.A. in Economics from San Francisco State University, an M.S. in Information Systems from Golden Gate University and an M.S. in Management Science and Engineering from Stanford University.

*Scott Darling.* Mr. Darling has served as our Chief Legal Officer since October 2016 and as our Corporate Secretary since March 2017. From August 2015 to May 2016, Mr. Darling served as Chief Legal Officer and Corporate Secretary of Beepi, Inc. an online automobile retailer. From October 2011 to August 2015, Mr. Darling served as the Vice President, General Counsel and Corporate Secretary of Trulia, Inc., a home search marketplace. Prior to joining Trulia, Mr. Darling served as Vice President, General Counsel and Corporate Secretary at Imperva Inc., a cybersecurity company, from October 2010 until June 2011, and as Senior Attorney with Microsoft Corporation, a multinational technology company, from May 2008 to September 2010. Mr. Darling started his career with the law firm Gunderson Dettmer Stough Villeneuve Franklin & Hachigian, LLP. Mr. Darling holds a B.A. in Ethics, Politics and Economics from Yale University and a J.D. from the University of Michigan.

*Cathy Polinsky.* Ms. Polinsky has served as our Chief Technology Officer since October 2016. From July 2014 to October 2016, Ms. Polinsky served as Senior Vice President and Vice President, Enterprise Search of Salesforce, an enterprise software company. From October 2009 to July 2014, Ms. Polinsky served in engineering management roles of increasing responsibilities at Salesforce. Prior to joining Salesforce, Ms. Polinsky served in various software development and software engineering management roles at Yahoo!, Oracle and Amazon. Ms. Polinsky holds a B.A. with a special major in Computer Science from Swarthmore College.

*Mike Smith.* Mr. Smith has served as our Chief Operating Officer since September 2017, served as our General Manager, Stitch Fix Men from March 2016 to September 2017 and served as our Chief Operating Officer from June 2012 to March 2016. From February 2003 to June 2012, Mr. Smith served in a variety of capacities at Walmart.com, Inc., an online retail company, including Vice President from August 2008 to May 2010 and Chief Operating Officer from May 2010 to June 2012. Mr. Smith holds a B.A. in Interdisciplinary Studies from the University of Virginia and an M.B.A. from the University of California, Berkeley.

*Margaret Wheeler.* Ms. Wheeler has served as our Chief People and Culture Officer since March 2014. From March 2012 to March 2014, Ms. Wheeler served as the Senior Vice President, People Potential at Lululemon Athletica, an apparel company, and served as their Vice President, People Potential from March 2010 to March 2012. Prior to joining Lululemon, Ms. Wheeler served in a variety of capacities at Starbucks Corporation, a food and beverage company, most recently as Vice President, Global Learning, from January 2008 to March 2010. Ms. Wheeler holds a B.A. in Humanistic Studies from Saint Mary's College, Notre Dame, Indiana and an M.A. in Anglo-Irish Literature from University College, Dublin, Ireland.

## **Non-Employee Directors**

*Steven Anderson.* Mr. Anderson has served on our board of directors since April 2011. Since April 2006, Mr. Anderson has served as a general partner of Baseline Ventures, a venture capital firm of which he is the founder. Previously, Mr. Anderson served in a variety of positions at Microsoft Corporation, a multinational technology company, eBay Inc., an online marketplace, Starbucks Corporation, a food and beverage company, and Digital Equipment Corporation, a manufacturer and vendor of computer hardware, as well as a partner of Kleiner Perkins Caufield & Byers, a venture capital firm. Mr. Anderson holds a B.A. in Business from the

---

## Table of Contents

University of Washington, and an M.B.A. from the Stanford University Graduate School of Business. We believe Mr. Anderson is qualified to serve as a member of our board of directors due to his extensive experience with technology companies, including his experience as a venture capitalist investing in technology companies.

*J. William Gurley.* Mr. Gurley has served on our board of directors since August 2013. Mr. Gurley serves as a general partner of Benchmark Capital, a venture capital firm, which he joined in March 1999. Previously, he served as a partner of Hummer Windblad Venture Partners, a venture capital firm, a research analyst for Credit Suisse First Boston, an investment bank, and a design engineer at Compaq Computer Corporation, a manufacturer of computers and related components. Mr. Gurley previously served on the boards of directors of Grubhub Inc., OpenTable Inc., Zillow Group, Inc. and Ubiquiti Networks, Inc. Mr. Gurley holds a B.S. in Computer Science from the University of Florida and an M.B.A. from the University of Texas. We believe Mr. Gurley is qualified to serve as a member of our board of directors due to his extensive experience with technology companies, including his experience as a member of the board of directors of public technology companies and as a venture capitalist investing in technology companies.

*Marka Hansen.* Ms. Hansen has served on our board of directors since February 2014. Ms. Hansen previously served as a consultant to us, from February 2013 to February 2014. From February 2007 until February 2011 she was the President of Gap North America, a subsidiary of The Gap Inc., a clothing retailer. Previously, Ms. Hansen served in various leadership positions at The Gap Inc., including as President of Banana Republic, LLC, a division of The Gap Inc. Ms. Hansen currently serves as a director of J.Jill, Inc., an omnichannel, specialty women's apparel brand. She holds a B.A. in Liberal Studies from Loyola Marymount University. We believe that Ms. Hansen is qualified to serve as a member of our board of directors because of her experience in retail, design and marketing.

*Sharon McCollam.* Ms. McCollam has served on our board of directors since November 2016. From December 2012 to January 2017, Ms. McCollam served as Chief Administrative and Chief Financial Officer of Best Buy Co., Inc., a provider of technology products, services and solutions marketed through eCommerce websites and retail stores. From July 2006 to December 2012, Ms. McCollam served as Executive Vice President, Chief Operating and Chief Financial Officer at Williams-Sonoma Inc., a specialty retailer of high-quality products for the home that markets through eCommerce websites, direct mail catalogs and retail stores. From October 2000 to July 2006, Ms. McCollam served as William-Sonoma's Chief Financial Officer. From 1996 to 2000, Ms. McCollam served as Chief Financial Officer of Dole Fresh Vegetables, Inc., a division of Dole Food Company, Inc., a producer and marketer of fresh fruit and vegetables. From 1993 to 1996, Ms. McCollam held other financial leadership positions at Dole Food Fresh Vegetables, Inc. Ms. McCollam previously served on the boards of directors of Del Monte Foods Company, OfficeMax Incorporated, Whole Foods Market, Inc. and Williams-Sonoma, Inc. Ms. McCollam holds a B.S. in Accounting from the University of Central Oklahoma and is a Certified Public Accountant. We believe that Ms. McCollam is qualified to serve as a member of our board of directors because of her experience in retail and as member of the boards of directors of public and private companies.

There are no family relationships among any of our directors or executive officers.

### **Composition of Our Board of Directors**

Our business and affairs are managed under the direction of our board of directors. We currently have five directors. Certain members of our board of directors were elected under the provisions of a voting agreement. Under the terms of this voting agreement, the stockholders who are party to the voting agreement have agreed to vote their respective shares to elect: (1) one director designated by Baseline Ventures, currently Mr. Anderson; (2) one director designated by Benchmark Capital Partners, currently Mr. Gurley; (3) two directors designated by Ms. Lake and other common stockholders, currently Ms. Lake and one vacancy, and (4) two individuals

---

## Table of Contents

designated jointly by Ms. Lake and other common stockholders, and the holders of a majority of our preferred stock, currently Ms. Hansen and Ms. McCollam. The voting agreement will terminate on the completion of this offering. Following the completion of this offering, no stockholder will have any special rights regarding the election or designation of members of our board of directors. Our current directors will continue to serve as directors until their resignation, removal or successor is duly elected.

Our board of directors may establish the authorized number of directors from time to time by resolution. In accordance with our amended and restated certificate of incorporation that will be in effect on the completion of this offering, immediately after this offering, our board of directors will be divided into three classes with staggered three-year terms. At each annual general meeting of stockholders, the successors to directors whose terms then expire will be elected to serve from the time of election and qualification until the third annual meeting following election. Our directors will be divided among the three classes as follows:

- the Class I directors will be Ms. Lake and Ms. McCollam, whose terms will expire at the first annual meeting of stockholders to be held after the completion of this offering;
- the Class II directors will be Ms. Hansen and Mr. Anderson, whose terms will expire at the second annual meeting of stockholders to be held after the completion of this offering; and
- the Class III director will be Mr. Gurley, whose term will expire at the third annual meeting of stockholders to be held after the completion of this offering.

We expect that any additional directorships resulting from an increase in the number of directors will be distributed among the three classes so that, as nearly as possible, each class will consist of one-third of the directors. The division of our board of directors into three classes with staggered three-year terms may delay or prevent a change of our management or a change in control.

### **Director Independence**

Our board of directors has undertaken a review of the independence of each director. Based on information provided by each director concerning her or his background, employment and affiliations, our board of directors has determined that Mr. Anderson, Mr. Gurley, Ms. Hansen and Ms. McCollam do not have relationships that would interfere with the exercise of independent judgment in carrying out the responsibilities of a director and that each of these directors is “independent” as that term is defined under the listing requirements and rules of the Nasdaq. In making these determinations, our board of directors considered the current and prior relationships that each non-employee director has with our company and all other facts and circumstances our board of directors deemed relevant in determining their independence, including the beneficial ownership of our shares by each non-employee director and the transactions described in the section titled “Certain Relationships and Related Party Transactions.”

### **Committees of Our Board of Directors**

Our board of directors has established an audit committee, a compensation committee and a nominating and corporate governance committee. The composition and responsibilities of each of the committees of our board of directors are described below. Members serve on these committees until their resignation or until otherwise determined by our board of directors. Our board of directors may establish other committees as it deems necessary or appropriate from time to time.

#### ***Audit Committee***

Our audit committee consists of Ms. McCollam, Mr. Gurley and Mr. Anderson. Our board of directors has determined that Ms. McCollam satisfies the independence requirements under Nasdaq listing standards and

---

## Table of Contents

Rule 10A-3(b)(1) of the Exchange Act. We intend to comply with the Nasdaq listing requirement regarding the composition of our audit committee within the transition period for newly public companies. The chair of our audit committee is Ms. McCollam, who our board of directors has determined is an “audit committee financial expert” within the meaning of SEC regulations. Each member of our audit committee can read and understand fundamental financial statements in accordance with applicable requirements. In arriving at these determinations, our board of directors has examined each audit committee member’s scope of experience and the nature of their employment in the corporate finance sector.

The primary purpose of the audit committee is to discharge the responsibilities of our board of directors with respect to our corporate accounting and financial reporting processes, systems of internal control and financial statement audits, and to oversee our independent registered public accounting firm. Specific responsibilities of our audit committee include:

- helping our board of directors oversee our corporate accounting and financial reporting processes;
- managing the selection, engagement, qualifications, independence and performance of a qualified firm to serve as the independent registered public accounting firm to audit our financial statements;
- discussing the scope and results of the audit with the independent registered public accounting firm, and reviewing, with management and the independent accountants, our interim and year-end operating results;
- developing procedures for employees to submit concerns anonymously about questionable accounting or audit matters;
- reviewing related person transactions;
- obtaining and reviewing a report by the independent registered public accounting firm at least annually that describes our internal quality control procedures, any material issues with such procedures and any steps taken to deal with such issues when required by applicable law; and
- approving or, as permitted, pre-approving, audit and permissible non-audit services to be performed by the independent registered public accounting firm.

Our audit committee will operate under a written charter, to be effective prior to the completion of this offering, that satisfies the applicable Nasdaq listing standards.

### ***Compensation Committee***

Our compensation committee consists of Ms. Hansen and Mr. Anderson. The chair of our compensation committee is Ms. Hansen. Our board of directors has determined that each of Ms. Hansen and Mr. Anderson is independent under the Nasdaq listing standards, a “non-employee director” as defined in Rule 16b-3 promulgated under the Exchange Act and an “outside director” as defined in Section 162(m) of the Internal Revenue Code of 1986, as amended, or the Code.

The primary purpose of our compensation committee is to discharge the responsibilities of our board of directors in overseeing our compensation policies, plans and programs and to review and determine the compensation to be paid to our executive officers, directors and other senior management, as appropriate. Specific responsibilities of our compensation committee include:

- reviewing and approving the compensation of our chief executive officer, other executive officers and senior management;
- reviewing, evaluating and recommending to our board of directors succession plans for our executive officers;
- reviewing and recommending to our board of directors the compensation paid to our directors;

---

## Table of Contents

- administering our equity incentive plans and other benefit programs;
- reviewing, adopting, amending and terminating incentive compensation and equity plans, severance agreements, profit sharing plans, bonus plans, change-of-control protections and any other compensatory arrangements for our executive officers and other senior management; and
- reviewing and establishing general policies relating to compensation and benefits of our employees, including our overall compensation philosophy.

Our compensation committee will operate under a written charter, to be effective prior to the completion of this offering, that satisfies the applicable Nasdaq listing standards.

### ***Nominating and Corporate Governance Committee***

Our nominating and corporate governance committee consists of Mr. Gurley and Ms. McCollam. The chair of our nominating and corporate governance committee is Mr. Gurley. Our board of directors has determined that each member of the nominating and corporate governance committee is independent under the applicable Nasdaq listing standards.

Specific responsibilities of our nominating and corporate governance committee will include:

- identifying and evaluating candidates, including the nomination of incumbent directors for reelection and nominees recommended by stockholders, to serve on our board of directors;
- considering and making recommendations to our board of directors regarding the composition and chairmanship of the committees of our board of directors;
- instituting plans or programs for the continuing education of our board of directors and orientation of new directors;
- developing and making recommendations to our board of directors regarding corporate governance guidelines and matters; and
- overseeing periodic evaluations of the board of directors' performance, including committees of the board of directors.

Our nominating and corporate governance committee will operate under a written charter, to be effective prior to the completion of this offering, that satisfies the applicable Nasdaq listing standards.

### **Code of Conduct**

We have adopted a Code of Conduct that applies to all our employees, officers and directors. This includes our principal executive officer, principal financial officer and principal accounting officer or controller, or persons performing similar functions. The full text of our Code of Conduct will be posted on our website at [www.stitchfix.com](http://www.stitchfix.com). We intend to disclose on our website any future amendments of our Code of Conduct or waivers that exempt any principal executive officer, principal financial officer, principal accounting officer or controller, persons performing similar functions or our directors from provisions in the Code of Conduct. Information contained on, or that can be accessed through, our website is not incorporated by reference into this prospectus, and you should not consider information on our website to be part of this prospectus.

### **Compensation Committee Interlocks and Insider Participation**

None of the members of the compensation committee are currently, or have been at any time, one of our officers or employees. None of our executive officers currently serve, or have served during the last year, as a member of the board of directors or compensation committee of any entity that has one or more executive officers serving as a member of our board of directors or compensation committee.





---

[Table of Contents](#)

### Non-Employee Director Compensation

The following table sets forth information regarding compensation earned by or paid to our non-employee directors during 2017:

<u>Name</u>	<u>Fees Earned or Paid in Cash</u>	<u>Option Awards<sup>(1)</sup></u>	<u>Total</u>
Steven Anderson	\$ —	\$ —	\$ —
J. William Gurley	—	—	—
Marka Hansen	—	—	—
Sharon McCollam	—	157,932	157,932

(1) Amounts reported represent the aggregate grant date fair value of stock options granted to our directors during 2017 under our 2011 Plan, computed in accordance with Financial Accounting Standard Board Accounting Standards Codification, Topic 718, or ASC Topic 718. The assumptions used in calculating the grant date fair value of the stock options reported in this column are set forth in the notes to our audited consolidated financial statements included elsewhere in this prospectus. This amount does not reflect the actual economic value that may be realized by the non-employee director.

Ms. Lake, our Chief Executive Officer, is also a director but does not receive any additional compensation for her service as a director. See the section titled “Executive Compensation” for more information regarding the compensation earned by Ms. Lake.

In November 2017, our board of directors approved a director compensation policy for non-employee directors who are not affiliated with our investors and who we refer to below as our Independent Directors, which became effective in connection with this offering. Pursuant to this policy, our Independent Directors will receive the following compensation.

#### *Cash Compensation*

Each Independent Director will be entitled to receive the following cash compensation for services on our board and its committees as follows:

- \$50,000 annual cash retainer for service as a board member;
- \$20,000 per year for service as chair of the audit committee and \$10,000 per year for service as a member of the audit committee;
- \$15,000 per year for service as chair of the compensation committee and \$7,500 per year for service as a member of the compensation committee; and
- \$10,000 per year for service as chair of the nominating and corporate governance committee and \$5,000 per year for service as a member of the nominating and corporate governance committee.

The annual cash compensation amounts will be payable in equal quarterly installments, in arrears following the end of each quarter in which the service occurred, pro-rated for any partial quarters. All annual cash fees are vested upon payment.

#### *Equity Compensation*

Each Independent Director will also be entitled to receive a nonqualified stock option grant with an aggregate value of \$150,000 on the date of each annual meeting of our stockholders; provided that any Independent Director serving on our board of directors as of the date of this offering will not receive a nonqualified stock option grant until the date of the annual meeting that follows the date on which all equity award grants held by such Independent Director as of the date of this offering have become fully vested. Each such option will be granted under our 2017 Plan and will vest on the earlier of the first anniversary of its date of

---

## Table of Contents

grant and the date of the next annual meeting of stockholders, subject to the director's continuous service through the applicable vesting date. Any outstanding options held by each Independent Director who remains in continuous service with us until immediately prior to a change in control (as defined in our 2017 Plan) will become fully vested immediately prior to the closing of such change in control event in which their service is terminated.

In addition, any person who, after this offering, is elected or appointed as an Independent Director for the first time will, upon the date of his or her initial election or appointment, receive a nonqualified stock option grant with an aggregate value of \$150,000, multiplied by a fraction, the numerator of which is the number of days between the date of appointment and the date of the next then-scheduled annual meeting of stockholders (or, if the date of such annual meeting has not yet been scheduled, the first anniversary of the immediately preceding annual meeting), and the denominator of which is 365.

### *Expenses*

We will reimburse each eligible non-employee director for ordinary, necessary and reasonable out-of-pocket travel expenses to cover in-person attendance at and participation in meetings of our board of directors and any committee of the board.

### **Stock Ownership Guidelines**

In connection with this offering, the compensation committee of our board of directors has adopted stock ownership guidelines applicable to members of our management, including our named executive officers, and our non-employee directors who are not affiliated with our investors. Under these stock ownership guidelines, our Chief Executive Officer is expected to own shares of our stock in an amount equal to the lesser of five times her annualized base salary or the equivalent number of shares of Class A or Class B common stock based on the price per share of this offering, and each other member of management is expected to own shares of our stock in an amount equal to the lesser of two times the individual's annualized base salary or the equivalent number of shares of Class A or Class B common stock based on the price per share of this offering. In addition, each of our non-employee directors is expected to have stock ownership in an amount equal to the lesser of four times the annual cash retainer paid to the director, without regard to any fees paid with respect to service on a committee of the board, or a number of shares of Class A or Class B common stock to be determined based on the price per share of this offering. Individuals subject to the guidelines must achieve the required ownership levels within five years of our adoption of the guidelines or, if later, within five years of becoming subject to the guidelines. Until they satisfy their ownership requirements, each covered individual will be subject to a holding requirement with respect to 100% of the shares they acquire (on an after-tax basis) upon the exercise of stock options or vesting of restricted stock units. Ownership that counts toward satisfaction of the guidelines includes shares owned outright by the individual (including shares held through a 401(k) plan and shares issued pursuant to vested RSU awards) and shares underlying in-the-money, vested stock option awards. Our board of directors will evaluate compliance with the guidelines on an annual basis. The value of shares of our Class A common stock for purposes of determining the number of shares required to be held pursuant to these guidelines in a given year will be determined at fiscal year end based on the average closing price of our Class A common stock for the preceding 90 trading days.

[Table of Contents](#)

## EXECUTIVE COMPENSATION

Our named executive officers, consisting of our principal executive officer, our next two most highly compensated executive officers and our former Chief Operating Officer, as of July 29, 2017, were:

- Katrina Lake, our Founder, Chief Executive Officer and Director;
- Paul Yee, our Chief Financial Officer;
- Julie Bornstein, our former Chief Operating Officer; and
- Scott Darling, our Chief Legal Officer and Secretary.

### 2017 Summary Compensation Table

The following table presents all of the compensation awarded to or earned by or paid to our named executive officers during 2017.

<u>Name and Principal Position</u>	<u>Year</u>	<u>Salary</u>	<u>Option Awards<sup>(2)</sup></u>	<u>All Other Compensation</u>	<u>Total</u>
Katrina Lake <i>Founder, Chief Executive Officer and Director</i>	2017	\$534,955	\$7,836,827	\$ 744,357 <sup>(3)</sup>	\$9,116,139
Paul Yee <i>Chief Financial Officer</i>	2017	\$ 59,231	\$4,826,721	—	\$4,885,952
Julie Bornstein <sup>(1)</sup> <i>Former Chief Operating Officer</i>	2017	\$471,955	—	\$ 1,703,389 <sup>(4)</sup>	\$2,175,344
Scott Darling <i>Chief Legal Officer and Secretary</i>	2017	\$244,129	\$ 635,362	—	\$ 879,491

(1) Ms. Bornstein ceased serving as an executive officer in July 2017.

(2) Amounts reported represent the aggregate grant date fair value of stock options granted to our named executive officers during 2017 under our 2011 Plan, computed in accordance with ASC Topic 718. The assumptions used in calculating the grant date fair value of the stock options are set forth in the notes to our audited consolidated financial statements included elsewhere in this prospectus. This amount does not reflect the actual economic value that may be realized by the named executive officer.

(3) Consists of \$744,357 paid in connection with a repurchase of shares by us from Ms. Lake in December 2016, which is the difference between the purchase price paid by us and the fair market value of the shares on the date of repurchase.

(4) Consists of (a) \$1,465,889 from the sale of shares by Ms. Bornstein to Baseline Encore, L.P., of which \$1,139,000 is the excess of the purchase price paid by Baseline Encore, L.P. over the fair market value of the shares on the date of purchase, \$159,616 represents certain tax obligations and \$167,273 relates to additional tax gross-ups on the tax obligation and (b) \$237,500 pursuant to a separation agreement related to the termination of Ms. Bornstein's employment.

[Table of Contents](#)

### Outstanding Equity Awards as of July 29, 2017

The following table presents information regarding outstanding equity awards held by our named executive officers as of July 29, 2017. All awards were granted under our 2011 Plan.

Name	Option Awards				Stock Awards	
	Number of Securities Underlying Unexercised Options Exercisable	Number of Securities Underlying Unexercised Options Unexercisable	Option Exercise Price	Option Expiration Date	Number of Shares of Stock that Have Not Vested <sup>(1)</sup>	Market Value of Shares that Have Not Vested <sup>(2)</sup>
Katrina Lake	—	—	—	—	435,417 <sup>(3)</sup>	\$
	—	181,232 <sup>(4)</sup>	\$16.98	6/30/2027	—	—
	—	362,465 <sup>(5)</sup>	\$16.98	7/11/2027	—	—
Paul Yee	333,444 <sup>(6)</sup>	23,556	\$16.98	6/30/2027	18,000 <sup>(7)</sup>	—
Julie Bornstein	416,420 <sup>(8)</sup>	—	\$1.30	3/26/2025	3,205 <sup>(9)</sup>	—
Scott Darling	89,032 <sup>(10)</sup>	80,968	\$4.94	10/28/2026	55,000 <sup>(11)</sup>	\$

- (1) The shares in this column represent shares of restricted stock issued upon the early exercise of stock options, in each case that remained unvested as of July 29, 2017. We have a right to repurchase any unvested shares subject to each such award if the holder of the award ceases to provide services to us prior to the date on which all shares subject to the award have vested in accordance with the applicable vesting schedule described in the footnotes below.
- (2) The market value of the restricted stock as of July 29, 2017 was determined based on the board of director's determination of the fair market value of our common stock as of such date. See the section titled "Management's Discussion and Analysis of Financial Condition and Results of Operations—Critical Accounting Policies and Estimates—Common Stock Valuations."
- (3) These restricted shares were issued in connection with the early exercise of a stock option and vest in 48 equal monthly installments commencing on March 22, 2015, subject to the individual's continued service through each vesting date.
- (4) The stock options vest in equal monthly installments over 24 months beginning on June 30, 2019, subject to the individual's continued service through each vesting date.
- (5) The stock options vest in equal monthly installments over 24 months beginning on July 11, 2021, subject to the completion of this offering by July 11, 2018 and to the individual's continued service through each vesting date. If the completion of this offering does not occur by July 11, 2018, the stock options shall be cancelled.
- (6) The stock options vest over four years, with 25% vesting on June 12, 2018 and the balance vesting in equal monthly installments over the remaining three years, subject to the individual's continued service through each vesting date.
- (7) These restricted shares were issued in connection with the early exercise of the stock options referred to in footnote (6), which vests over four years, with 25% of the shares vesting on June 12, 2018 and the balance vesting in equal monthly installments over the remaining three years, subject to the individual's continued service through each vesting date.
- (8) The stock options vest over four years, with 25% of the securities vesting on March 27, 2016 and the balance vesting in equal monthly installments over the remaining three years, subject to the individual's continued service through each vesting date.
- (9) These restricted shares were issued in connection with the early exercise of the stock options referred to in footnote (8), which vests over four years, with 25% of the shares vesting on March 27, 2016 and the balance vesting in equal monthly installments over the remaining three years, subject to the individual's continued service through each vesting date.
- (10) The stock options vest over four years, with 25% of the securities vesting on October 28, 2017 and the balance vesting in equal monthly installments over the remaining three years, subject to the individual's continued service through each vesting date.

---

## [Table of Contents](#)

- (11) These restricted shares were issued in connection with the early exercise of the stock options referred to in footnote (10), which vests over four years, with 25% of the shares vesting on October 28, 2017 and the balance vesting in equal monthly installments over the remaining three years, subject to the individual's continued service through each vesting date.

### **Emerging Growth Company Status**

We are an "emerging growth company," as defined in the JOBS Act. As an emerging growth company we will be exempt from certain requirements related to executive compensation, including the requirements to hold a non-binding advisory vote on executive compensation and to provide information relating to the ratio of total compensation of our Chief Executive Officer to the median of the annual total compensation of all of our employees, each as required by the Investor Protection and Securities Reform Act of 2010, which is part of the Dodd-Frank Act.

### **Pension Benefits**

Our named executive officers did not participate in, or otherwise receive any benefits under, any defined benefit pension or retirement plan sponsored by us during 2017.

### **Nonqualified Deferred Compensation**

Our named executive officers did not participate in, or earn any benefits under, a non-qualified deferred compensation plan sponsored by us during 2017.

### **Employment Agreements**

The initial terms and conditions of employment for Julie Bornstein and Scott Darling were set forth in written offer letters. In September 2017, we entered into revised employment offer letters with Ms. Lake, Mr. Yee and Mr. Darling setting forth the terms and conditions of such executive's employment with us. The employment offer letters generally provide for at-will employment and set forth the executive officer's initial base salary. They also provide that upon a termination of employment by the Company without "cause" or by the executive for "good reason" (each as defined in the employment offer letters), the executive will receive six months of salary payments and COBRA premium reimbursement (12 months in the case of Ms. Lake). If the termination occurs during the period beginning one month prior to a "change in control" (as defined in our 2017 Incentive Plan) or within 12 months thereafter, the executive will instead receive 12 months of salary payments and COBRA premium reimbursement (18 months in the case of Ms. Lake), as well as vesting in full of all equity awards. Each executive is subject to customary confidentiality requirements and similar covenants. Each of our named executive officers has executed our standard proprietary information and inventions agreement.

#### *Katrina Lake*

We entered into an offer letter with Ms. Lake, dated September 5, 2017. Pursuant to the offer letter, Ms. Lake's base salary is \$650,000 per year. Ms. Lake's employment is at will and may be terminated at any time, with or without cause.

#### *Paul Yee*

We entered into an initial offer letter with Mr. Yee, our Chief Financial Officer, dated April 10, 2017, which set forth the initial terms and conditions of his employment with us. We entered into a new offer letter with Mr. Yee, dated September 5, 2017, which replaced and superseded Mr. Yee's prior offer letter. Pursuant to the

---

## [Table of Contents](#)

new offer letter, Mr. Yee's base salary is \$440,000 per year. Mr. Yee's employment is at will and may be terminated at any time, with or without cause.

### *Julie Bornstein*

We entered into an offer letter with Ms. Bornstein, our former Chief Operating Officer, dated February 27, 2015. Pursuant to the offer letter, Ms. Bornstein's initial base salary was \$450,000, and Ms. Bornstein was granted an option to purchase 852,069 shares of our Class B common stock. The stock option vests over four years, with 25% of the securities vesting on March 27, 2016, and the balance vesting in equal monthly installments over the next three years, subject to Ms. Bornstein's continued service through each vesting date. In July 2017, we entered into an agreement with Ms. Bornstein, pursuant to which we agreed that her employment would terminate on October 1, 2017. Pursuant to this agreement, we agreed to (a) pay Ms. Bornstein \$237,500 within 10 days after her date of termination; (b) extend the period of time for her to exercise her stock options that are vested as of her termination date from December 30, 2017 to October 1, 2018; and (c) pay for the continuation of her health care coverage under the Consolidated Omnibus Budget Reconciliation Act of 1985 through April 30, 2018. Pursuant to this agreement, Ms. Bornstein has agreed to release any and all claims against us related to her employment and separation. The agreement also contains confidentiality and other customary restrictive covenants.

### *Scott Darling*

We entered into an initial offer letter with Mr. Darling, our Chief Legal Officer and Secretary, dated October 20, 2016, which set forth the initial terms and conditions of his employment with us. We entered into a new offer letter with Mr. Darling, dated September 5, 2017, which replaced and superseded Mr. Darling's prior offer letter. Pursuant to the new offer letter, Mr. Darling's base salary is \$325,000 per year. Mr. Darling's employment is at will and may be terminated at any time, with or without cause.

## **Employee Benefit Plans**

We believe that our ability to grant equity-based awards is a valuable and necessary compensation tool that aligns the long-term financial interests of our employees, consultants and directors with the financial interests of our stockholders. In addition, we believe that our ability to grant options and other equity-based awards helps us to attract, retain and motivate employees, consultants and directors, and encourages them to devote their best efforts to our business and financial success. The principal features of our incentive plans and our 401(k) plan are summarized below. These summaries are qualified in their entirety by reference to the actual text of the plans, which, other than the 401(k) plan, are filed as exhibits to the registration statement of which this prospectus is a part.

### **2017 Incentive Plan**

Our board of directors adopted our 2017 Incentive Plan, or our 2017 Plan, in November 2017 and our stockholders approved our 2017 Plan in November 2017. The 2017 Plan became effective on the date of its adoption by our board of directors, but no stock award may be granted prior to the execution and delivery of the underwriting agreement related to this offering. Our 2017 Plan provides for the grant of incentive stock options to employees, including employees of any parent or subsidiary, and for the grant of nonstatutory stock options, stock appreciation rights, restricted stock awards, restricted stock unit awards, performance stock awards, performance cash awards and other forms of stock awards to employees, directors and consultants, including employees and consultants of our affiliates.

*Authorized Shares.* The maximum number of shares of our Class A common stock that may be issued under our 2017 Plan is 17,259,462. In addition, the number of shares of our Class A common stock reserved for issuance under our 2017 Plan may be increased by the board of directors as of the first day of each fiscal year, starting in 2018 and ending in 2027, by a number of shares of Class A common stock that does not exceed 5.0%

---

## Table of Contents

of the total number of shares of all classes of our common stock outstanding on the last day of the preceding fiscal year. The maximum number of shares of our Class A common stock that may be issued on the exercise of incentive stock options under our 2017 Plan is 51,778,386.

Shares subject to stock awards granted under our 2017 Plan that expire or terminate without being issued, or that are paid out in cash rather than in shares, do not reduce the number of shares available for issuance under our 2017 Plan. Additionally, shares become available for future grant under our 2017 Plan if they were issued under stock awards under our 2017 Plan if we repurchase them or they are forfeited due to failure to vest. This includes shares used to pay the exercise price of a stock award or to satisfy the tax withholding obligations related to a stock award.

*Plan Administration.* Our board of directors, or a duly authorized committee of our board of directors, will administer our 2017 Plan. Our board of directors may also delegate to one or more of our officers the authority to (1) designate employees (other than officers) to receive specified stock awards and (2) determine the number of shares subject to such stock awards. Under our 2017 Plan, our board of directors has the authority to determine and amend the terms of awards and underlying agreements, including but not limited to:

- recipients;
- the exercise, purchase or strike price of stock awards, if any;
- the number of shares subject to each stock award;
- the vesting schedule applicable to the awards, together with any vesting acceleration; and
- the form of consideration, if any, payable on exercise or settlement of the award.

Under the 2017 Plan, the board of directors also generally has the authority to effect, with the consent of any adversely affected participant:

- the reduction of the exercise, purchase or strike price of any outstanding award;
- the cancellation of any outstanding award and the grant in substitution therefore of other stock awards, cash or other consideration; or
- any other action that is treated as a repricing under generally accepted accounting principles.

*Non-Employee Director Limitation.* The maximum number of shares of Class A common stock subject to awards granted under the 2017 Plan or otherwise during any one calendar year to any Independent Director, taken together with any cash fees paid by us to the non-employee director during that year for service on the Board will not exceed \$750,000 in total value (calculating the value of the awards based on the grant date fair value for financial reporting purposes).

*Stock Options.* Incentive stock options and nonstatutory stock options are granted under stock option award agreements adopted by the plan administrator. The plan administrator determines the exercise price for stock options, within the terms and conditions of the 2017 Plan, provided that the exercise price of a stock option generally cannot be less than 100% of the fair market value of our Class A common stock on the date of grant. Options granted under the 2017 Plan vest at the rate specified in the stock option award agreement as determined by the plan administrator.

*Restricted Stock Unit Awards.* RSUs are granted under restricted stock unit award agreements adopted by the plan administrator. RSUs may be granted in consideration for any form of legal consideration that may be acceptable to our board of directors and permissible under applicable law. An RSU may be settled by cash, delivery of stock, a combination of cash and stock as deemed appropriate by the plan administrator, or in any other form of consideration set forth in the RSU agreement. Additionally, dividend equivalents may be credited in respect of shares covered by an RSU. Except as otherwise provided in the applicable award agreement, RSUs that have not vested will be forfeited once the participant's continuous service ends for any reason.



## Table of Contents

*Restricted Stock Awards.* Restricted stock awards are granted under restricted stock award agreements adopted by the plan administrator. A restricted stock award may be awarded in consideration for cash, check, bank draft or money order, past or future services to us, or any other form of legal consideration that may be acceptable to our board of directors and permissible under applicable law. The plan administrator determines the terms and conditions of restricted stock awards, including vesting and forfeiture terms. If a participant's service relationship with us ends for any reason, we may receive any or all of the shares of Class A common stock held by the participant that have not vested as of the date the participant terminates service with us through a forfeiture condition or a repurchase right.

*Stock Appreciation Rights.* Stock appreciation rights are granted under stock appreciation right award agreements adopted by the plan administrator. The plan administrator determines the purchase price or strike price for a stock appreciation right, which generally cannot be less than 100% of the fair market value of our Class A common stock on the date of grant. A stock appreciation right granted under the 2017 Plan vests at the rate specified in the stock appreciation right award agreement as determined by the plan administrator.

*Performance Awards.* The 2017 Plan permits the grant of performance-based stock and cash awards that may qualify as performance-based compensation that is not subject to the \$1,000,000 limitation on the income tax deductibility imposed by Section 162(m) of the Code. Our compensation committee may structure awards so that the stock or cash will be issued or paid only following the achievement of certain pre-established performance goals during a designated performance period.

The performance goals that may be selected include one or more of the following: (i) earnings (including earnings per share and net earnings); (ii) earnings before interest, taxes and depreciation; (iii) earnings before interest, taxes, depreciation and amortization; (iv) earnings before interest, taxes, depreciation, amortization and legal settlements; (v) earnings before interest, taxes, depreciation, amortization, legal settlements and other income (expense); (vi) earnings before interest, taxes, depreciation, amortization, legal settlements, other income (expense) and stock-based compensation; (vii) earnings before interest, taxes, depreciation, amortization, legal settlements, other income (expense), stock-based compensation and changes in deferred revenue; (viii) total stockholder return; (ix) return on equity or average stockholders' equity; (x) return on assets, investment, or capital employed; (xi) stock price; (xii) margin (including gross margin); (xiii) income (before or after taxes); (xiv) operating income; (xv) operating income after taxes; (xvi) pre-tax profit; (xvii) operating cash flow; (xviii) sales or revenue targets; (xix) increases in revenue or product revenue; (xx) expenses and cost reduction goals; (xxi) improvement in or attainment of working capital levels; (xxii) economic value added (or an equivalent metric); (xxiii) market share; (xxiv) cash flow; (xxv) cash flow per share; (xxvi) share price performance; (xxvii) debt reduction; (xxviii) implementation or completion of projects or processes; (xxix) stockholders' equity; (xxx) capital expenditures; (xxxi) debt levels; (xxxii) operating profit or net operating profit; (xxxiii) workforce diversity; (xxxiv) growth of net income or operating income; (xxxv) billings; (xxxvi) bookings; (xxxvii) employee retention; (xxxviii) user satisfaction, including customer satisfaction or net promoter score measures; (xxxix) the number of users, including unique users; (xl) budget management; (xli) partner satisfaction; (xlii) entry into or completion of strategic partnerships or transactions (including in-licensing and out-licensing of intellectual property); (xliii) active clients; (xliv) keep rate; (xlv) average order value; (xlvi) client signups; (xlvii) client retention; (xlviii) conversion metrics; (xlix) client order metrics; (xlx) inventory metrics; and (xli) to the extent that an award is not intended to comply with Section 162(m) of the Code, other measures of performance selected by the board of directors or compensation committee.

The performance goals may be based on company-wide performance or performance of one or more business units, divisions, affiliates or business segments, and may be either absolute or relative to the performance of one or more comparable companies or the performance of one or more relevant indices. Unless specified otherwise by the board or committee (as applicable) (i) in the award agreement at the time the award is granted or (ii) in another document setting forth the performance goals at the time the performance goals are established, the board or committee (as applicable) will appropriately make adjustments in the method of calculating the attainment of performance goals for a performance period as follows: (1) to exclude restructuring

---

## Table of Contents

or other nonrecurring charges; (2) to exclude exchange rate effects; (3) to exclude the effects of changes to generally accepted accounting principles; (4) to exclude the effects of any statutory adjustments to corporate tax rates; (5) to exclude the effects of items that are “unusual” in nature or occur “infrequently” as determined under generally accepted accounting principles; (6) to exclude the dilutive effects of acquisitions or joint ventures; (7) to assume that any business divested by us achieved performance objectives at targeted levels during the balance of a performance period following the divestiture; (8) to exclude the effect of any change in the outstanding shares of our common stock by reason of any stock dividend or split, stock repurchase, reorganization, recapitalization, merger, consolidation, spin-off, combination or exchange of shares or other similar corporate change, or any distributions to common stockholders other than regular cash dividends; (9) to exclude the effects of stock based compensation and the award of bonuses under the company’s bonus plans; (10) to exclude costs incurred in connection with potential acquisitions or divestitures that are required to be expensed under generally accepted accounting principles; (11) to exclude the goodwill and intangible asset impairment charges that are required to be recorded under generally accepted accounting principles and (12) to exclude the effect of any other unusual, non-recurring gain or loss or other extraordinary item. In addition, the board or committee (as applicable) retains the discretion to reduce or eliminate the compensation or economic benefit due on attainment of performance goals and to define the manner of calculating the performance criteria it selects to use for such performance period. Partial achievement of the specified criteria may result in the payment or vesting corresponding to the degree of achievement as specified in the award agreement or the written terms of a performance cash award.

*Other Stock Awards.* The plan administrator may grant other awards based in whole or in part by reference to our Class A common stock. The plan administrator will set the number of shares under the stock award and all other terms and conditions of such awards.

*Changes to Capital Structure.* In the event there is a specified type of change in our capital structure, such as a stock split, reverse stock split or recapitalization, appropriate adjustments will be made to (1) the class and maximum number of securities reserved for issuance under the 2017 Plan, (2) the class and maximum number of securities by which the share reserve may increase automatically each year, (3) the class and maximum number of securities that may be issued on the exercise of incentive stock options, (4) the class and maximum number of securities subject to stock awards that can be granted in a calendar year (as established under the 2017 Plan under Section 162(m) of the Code) and (5) the class and number of securities and exercise price, strike price or purchase price, if applicable, of all outstanding stock awards.

*Corporate Transactions.* Our 2017 Plan provides that in the event of certain specified significant corporate transactions, including but not limited to: (1) a sale or disposition of all or substantially all of our and our subsidiaries’ assets, (2) the sale or disposition of more than 50% of our outstanding securities, (3) a merger or consolidation where we do not survive the transaction and (4) a merger or consolidation where we do survive the transaction but the shares of our Class A common stock outstanding before such transaction are converted or exchanged into other property by virtue of the transaction, unless otherwise provided in an award agreement or other written agreement between us and the award holder, the administrator may take one or more of the following actions with respect to such stock awards:

- arrange for the assumption, continuation or substitution of a stock award by a successor or acquiring corporation;
- arrange for the assignment of any reacquisition or repurchase rights held by us to a successor or acquiring corporation;
- accelerate the vesting, in whole or in part, of the stock award and provide for its termination upon or before the transaction;
- arrange for the lapse, in whole or in part, of any reacquisition or repurchase rights held by us;
- cancel or arrange for the cancellation of the stock award before the transaction in exchange for a cash payment, or no payment, as determined by our board of directors; or

---

## Table of Contents

- make a payment, in the form determined by our board of directors, equal to the excess, if any, of the value of the property the participant would have received on exercise of the stock awards before the transaction over any exercise price payable by the participant in connection with the exercise.

The plan administrator is not obligated to treat all stock awards or portions of stock awards, even those that are of the same type, in the same manner and is not obligated to treat all participants in the same manner.

In the event of a change in control, stock awards granted under the 2017 Plan will not receive automatic acceleration of vesting and exercisability, although this treatment may be provided for in an award agreement. Under the 2017 Plan, a change in control generally is defined to include, unless defined otherwise in another agreement between us and a participant applicable to his or her awards, (1) the acquisition by any person or entity of more than 50% of the combined voting power of our then outstanding stock securities, (2) a merger, consolidation or similar transaction in which our stockholders immediately before the transaction do not own, directly or indirectly, more than 50% of the combined voting power of the surviving entity (or the parent of the surviving entity), (3) a sale, lease, exclusive license or other disposition of all or substantially all of our and our subsidiaries' assets other than to an entity more than 50% of the combined voting power of which is owned by our stockholders (4) approval by our stockholders or board of directors of our complete dissolution or liquidation and (5) an unapproved change in the majority of the board of directors.

*Transferability.* A participant may not transfer stock awards under our 2017 Plan other than by will, the laws of descent and distribution, or as otherwise provided under our 2017 Plan.

*Plan Amendment or Termination.* Our board of directors has the authority to amend, suspend or terminate our 2017 Plan, provided that generally such action does not materially impair the existing rights of any participant without such participant's written consent. Certain material amendments also require the approval of our stockholders. No incentive stock options may be granted after the tenth anniversary of the date our board of directors adopted our 2017 Plan. No stock awards may be granted under our 2017 Plan while it is suspended or after it is terminated.

### **2011 Equity Incentive Plan**

Our board of directors adopted, and our stockholders approved, our 2011 Plan in February 2011. Our 2011 Plan was amended most recently in July 2017. Our 2011 Plan allows for the grant of incentive stock options to employees, including employees of any parent or subsidiary, and for the grant of nonstatutory stock options, stock appreciation rights, restricted stock awards and restricted stock units to employees, directors and consultants, including employees and consultants of our affiliates.

The 2017 Plan became effective on the date of its adoption by our board of directors, but no stock award may be granted prior to the execution and delivery of the underwriting agreement related to this offering. As a result, we do not expect to grant any additional awards under the 2011 Plan following that date. Any awards granted under the 2011 Plan will remain subject to the terms of our 2011 Plan and applicable award agreements.

*Authorized Shares.* The maximum number of shares of our Class B common stock that may be issued (including those reserved for issued options and those already issued upon exercise of options) under our 2011 Plan is 23,223,374. The maximum number of shares of Class B common stock that may be issued on the exercise of incentive stock options under our 2011 Plan is 46,446,748 shares. Shares subject to stock awards granted under our 2011 Plan that expire, terminate without being exercised in full, are forfeited due to failure to vest or are settled in cash do not reduce the number of shares available for issuance under our 2011 Plan. Additionally, shares used to pay the exercise price of a stock option or to satisfy the tax withholding obligations related to a stock award become available for future grant under our 2011 Plan, although such shares may not be subsequently issued pursuant to the exercise of an incentive stock option. The shares issuable under the 2011 Plan are shares of authorized but unissued or reacquired Class B common stock, including shares repurchased on the open market or otherwise.

---

## Table of Contents

*Plan Administration.* Our board of directors or a duly authorized committee of our board of directors administers our 2011 Plan and the stock awards granted under it. Our board of directors may also delegate to one or more of our officers the authority to (1) designate certain employees to receive specified stock awards and (2) determine the number of shares subject to such stock awards. Under our 2011 Plan, the board of directors has the authority to determine and amend (subject to the consent of the award holder in the case of an amendment that impairs his or her rights) the terms of awards and underlying agreements, including but not limited to:

- recipients;
- the exercise, purchase or strike price of stock awards, if any;
- the number of shares subject to each stock award;
- the vesting schedule applicable to the awards, together with any vesting acceleration; and
- the form of consideration, if any, payable on exercise or settlement of the award.

Under the 2011 Plan, the board of directors also generally has the authority to effect, with the consent of any adversely affected participant:

- the reduction of the exercise price of any outstanding option or stock appreciation right;
- the cancellation of any outstanding option or stock appreciation right and the grant in substitution thereof of certain other awards, cash or other consideration; or
- any other action that is treated as a repricing under generally accepted accounting principles.

*Corporate Transactions.* Our 2011 Plan provides that in the event of certain specified significant corporate transactions, generally including the consummation of: (1) a sale of all or substantially all of our assets, (2) the sale or disposition of at least 90% of our outstanding securities, (3) a merger or consolidation where we do not survive the transaction and (4) a merger or consolidation where we do survive the transaction but the shares of common stock outstanding before such transaction are converted or exchanged into other property by virtue of the transaction, unless otherwise provided in an award agreement or other written agreement between us and the award holder, the administrator may take one or more of the following actions with respect to such stock awards: (1) arrange for the assumption, continuation or substitution of a stock award by a successor corporation, (2) arrange for the assignment of any reacquisition or repurchase rights held by us to a successor corporation, (3) accelerate the vesting, in whole or in part, of the stock award and provide for its termination upon or before the transaction, (4) arrange for the lapse, in whole or in part, of any reacquisition or repurchase rights held by us, (5) cancel or arrange for the cancellation of an unvested or unexercised stock award before the transaction in exchange for a cash payment, if any, determined by the board of directors or (6) make a payment, in the form determined by the board of directors, equal to the excess, if any, of the value of the property the participant would have received on exercise of the stock award before the transaction over any exercise price payable by the participant in connection with the exercise. The plan administrator is not obligated to treat all stock awards, even those that are of the same type, or all participants, in the same manner.

In the event of a change in control, awards granted under the 2011 Plan will not receive automatic acceleration of vesting and exercisability, although the board of directors may provide for this treatment in an award agreement. Under the 2011 Plan, a change in control is defined generally to include (1) certain acquisitions by any person of more than 50% of the combined voting power of our then outstanding stock, (2) a merger, consolidation or similar transaction in which our stockholders immediately before the transaction do not own, directly or indirectly, more than 50% of the combined voting power of the surviving entity (or the parent of the surviving entity), (3) our stockholders approve or our board of directors approves a plan of complete dissolution or liquidation or a complete dissolution or liquidation otherwise occurs except for a liquidation into a parent corporation, (4) a sale, lease, exclusive license or other disposition of all or substantially all of the assets to an entity that did not previously hold more than 50% of the voting power of our stock in substantially the same proportions before such transaction and (5) the majority of the board of directors ceasing to consist of individuals

---

## [Table of Contents](#)

who were directors as of the effectiveness of the 2011 Plan or directors appointed or elected thereafter with the board of directors' approval.

*Transferability.* Under our 2011 Plan, the board of directors may provide for limitations on the transferability of awards, in its sole discretion. Option awards are generally not transferable other than by will or the laws of descent and distribution, except as otherwise provided under our 2011 Plan.

*Plan Amendment or Termination.* Our board of directors has the authority to amend, suspend or terminate our 2011 Plan, although certain material amendments require the approval of our stockholders, and amendments that would impair the rights of any participant require the consent of that participant.

### **401(k) Plan**

We maintain a safe harbor 401(k) plan that provides eligible U.S. employees with an opportunity to save for retirement on a tax advantaged basis. Eligible employees are able to defer eligible compensation up to certain Code limits, which are updated annually. We have the ability to make matching and discretionary contributions to the 401(k) plan. Currently, we do not make matching contributions or discretionary contributions to the 401(k) plan. The 401(k) plan is intended to be qualified under Section 401(a) of the Code, with the related trust intended to be tax exempt under Section 501(a) of the Code. As a tax-qualified retirement plan, contributions to the 401(k) plan are deductible by us when made, and contributions and earnings on those amounts are not generally taxable to the employees until withdrawn or distributed from the 401(k) plan.

### **Limitations of Liability and Indemnification Matters**

On the completion of this offering, our amended and restated certificate of incorporation will contain provisions that limit the liability of our current and former directors for monetary damages to the fullest extent permitted by Delaware law. Delaware law provides that directors of a corporation will not be personally liable for monetary damages for any breach of fiduciary duties as directors, except liability for:

- any breach of the director's duty of loyalty to the corporation or its stockholders;
- any act or omission not in good faith or that involves intentional misconduct or a knowing violation of law;
- unlawful payments of dividends or unlawful stock repurchases or redemptions; or
- any transaction from which the director derived an improper personal benefit.

Such limitation of liability does not apply to liabilities arising under federal securities laws and does not affect the availability of equitable remedies such as injunctive relief or rescission.

Our amended and restated certificate of incorporation that will be in effect on the completion of this offering will authorize us to indemnify our directors, officers, employees and other agents to the fullest extent permitted by Delaware law. Our amended and restated bylaws that will be in effect on the completion of this offering will provide that we are required to indemnify our directors and officers to the fullest extent permitted by Delaware law and may indemnify our other employees and agents. Our amended and restated bylaws that will be in effect on the completion of this offering will also provide that, on satisfaction of certain conditions, we will advance expenses incurred by a director or officer in advance of the final disposition of any action or proceeding, and permit us to secure insurance on behalf of any officer, director, employee or other agent for any liability arising out of his or her actions in that capacity regardless of whether we would otherwise be permitted to indemnify him or her under the provisions of Delaware law. We have entered and expect to continue to enter into agreements to indemnify our directors, executive officers and other employees as determined by the board of directors. With certain exceptions, these agreements provide for indemnification for related expenses including attorneys' fees,

---

## [Table of Contents](#)

judgments, fines and settlement amounts incurred by any of these individuals in any action or proceeding. We believe that these amended and restated certificate of incorporation and amended and restated bylaw provisions and indemnification agreements are necessary to attract and retain qualified persons as directors and officers. We also maintain customary directors' and officers' liability insurance.

The limitation of liability and indemnification provisions in our amended and restated certificate of incorporation and amended and restated bylaws may discourage stockholders from bringing a lawsuit against our directors for breach of their fiduciary duty. They may also reduce the likelihood of derivative litigation against our directors and officers, even though an action, if successful, might benefit us and other stockholders. Further, a stockholder's investment may be adversely affected to the extent that we pay the costs of settlement and damage awards against directors and officers as required by these indemnification provisions.

Insofar as indemnification for liabilities arising under the Securities Act may be permitted for directors, executive officers or persons controlling us, we have been informed that, in the opinion of the SEC, such indemnification is against public policy as expressed in the Securities Act and is therefore unenforceable.

### **Rule 10b5-1 Sales Plans**

Our directors and officers may adopt written plans, known as Rule 10b5-1 plans, in which they will contract with a broker to buy or sell shares of our Class A common stock or Class B common stock on a periodic basis. Under a Rule 10b5-1 plan, a broker executes trades under parameters established by the director or officer when entering into the plan, without further direction from them. The director or officer may amend a Rule 10b5-1 plan in some circumstances and may terminate a plan at any time. Our directors and executive officers may also buy or sell additional shares outside of a Rule 10b5-1 plan when they do not possess of material nonpublic information, subject to compliance with the terms of our insider trading policy.

---

[Table of Contents](#)

## **CERTAIN RELATIONSHIPS AND RELATED PARTY TRANSACTIONS**

Other than compensation arrangements for our directors and executive officers, which are described elsewhere in this prospectus, below we describe transactions since August 3, 2014 to which we were a party or will be a party, in which:

- the amounts involved exceeded or will exceed \$120,000; and
- any of our directors, executive officers or holders of more than 5% of our capital stock, or any member of the immediate family of, or person sharing the household with, the foregoing persons, had or will have a direct or indirect material interest.

### **Employee Stock Sales**

In December 2016, we repurchased 526,620 shares of our common stock from employees, including shares underlying then-unexercised vested options, at a purchase price of \$22.61 per share for total cash consideration of \$11,883,000, of which 44,228 shares of common stock were repurchased from Katrina Lake, our Founder, Chief Executive Officer and a member of our board of directors, for an aggregate purchase price of \$999,995.

In January 2017, entities affiliated with Baseline Ventures purchased 85,000 shares of preferred stock from Julie Bornstein, an executive officer, at an aggregate purchase price of \$1,921,850.

### **Employment of an Immediate Family Member**

Chelsea Lake, the sister of Katrina Lake, our Founder, Chief Executive Officer and a member of our board of directors, is an employee on our Women's merchandising team. During 2017, Chelsea Lake served principally as a Buyer and had total cash compensation of \$129,021. In July 2017, Chelsea Lake was promoted to Buying Director and in that role earns an annual base salary of \$165,000. Chelsea Lake's cash compensation was determined based on external market compensation data for similar positions and internal pay equity when compared to the compensation paid to employees with similar experience serving in similar positions who were not related to our Founder, Chief Executive Officer and a member of our board of directors. In September 2017, Chelsea Lake received an option to purchase up to 2,010 shares of our Class B common stock at an exercise price of \$23.43 per share. The grant date fair value of the stock option, computed in accordance with ASC Topic 718, was \$21,447. This stock option award vests over a period of 24 months with 1/24<sup>th</sup> of the shares vesting each month starting on August 1, 2019. Chelsea Lake has received and continues to be eligible for equity awards on the same general terms and conditions as applicable to employees in similar positions who are not related to our Founder, Chief Executive Officer and a member of our board of directors.

### **Indemnification Agreements**

Our amended and restated certificate of incorporation that will be in effect on the completion of this offering will contain provisions limiting the liability of directors, and our amended and restated bylaws that will be in effect on the completion of this offering will provide that we will indemnify each of our directors and officers to the fullest extent permitted under Delaware law. Our amended and restated certificate of incorporation and amended and restated bylaws that will be in effect on the completion of this offering will also provide our board of directors with discretion to indemnify our employees and other agents when determined appropriate by the board. In addition, we have entered into an indemnification agreement with each of our directors and executive officers, which requires us to indemnify them. For more information regarding these agreements, see the section titled "Executive Compensation—Limitations on Liability and Indemnification Matters."

---

[Table of Contents](#)

**Policies and Procedures for Transactions with Related Persons**

In September 2017, we adopted a policy that our executive officers, directors, nominees for election as a director, beneficial owners of more than 5% of any class of our common stock and any members of the immediate family of any of the foregoing persons are not permitted to enter into a related person transaction with us without the approval or ratification of our audit committee or other independent body of our board of directors. Any request for us to enter into a transaction with an executive officer, director, nominee for election as a director, beneficial owner of more than 5% of any class of our common stock or any member of the immediate family of any of the foregoing persons, in which the amount involved exceeds \$120,000 and such person would have a direct or indirect interest, must be presented to our audit committee or other independent body of our board for review, consideration and approval. In approving or rejecting any such proposal, our audit committee or other independent body of our board is to consider the relevant facts of the transaction, including the risks, costs and benefits to us and whether the transaction is on terms no less favorable than terms generally available to an unaffiliated third party under the same or similar circumstances.



---

[Table of Contents](#)

**PRINCIPAL STOCKHOLDERS**

The following table sets forth information with respect to the beneficial ownership of our shares as of September 30, 2017 by:

- each named executive officer;
- each of our directors;
- our directors and executive officers as a group; and
- each person or entity known by us to own beneficially more than 5% of our Class A common stock and Class B common stock (by number or by voting power).

We have determined beneficial ownership in accordance with the rules and regulations of the SEC, and the information is not necessarily indicative of beneficial ownership for any other purpose. Except as indicated by the footnotes below, we believe, based on information furnished to us, that the persons and entities named in the table below have sole voting and sole investment power with respect to all shares that they beneficially own, subject to applicable community property laws.

Applicable percentage ownership before the offering is based on no shares of Class A common stock and 87,498,724 shares of Class B common stock outstanding as of September 30, 2017, assuming (i) the automatic conversion of all outstanding shares of preferred stock into shares of Class B common stock and (ii) the issuance of 1,066,225 shares of Class B common stock upon the automatic exercise of outstanding preferred stock warrants. Applicable percentage ownership after the offering is based on (i) 8,000,000 shares of Class A common stock and (ii) 87,498,724 shares of Class B common stock outstanding immediately after the completion of this offering, assuming no exercise by the underwriters of their option to purchase additional shares of Class A common stock from us. In computing the number of shares beneficially owned by a person and the percentage ownership of such person, we deemed to be outstanding all shares subject to options held by the person that are currently exercisable, or exercisable or would vest based on service-based vesting conditions within 60 days of September 30, 2017. However, except as described above, we did not deem such shares outstanding for the purpose of computing the percentage ownership of any other person.

## Table of Contents

Unless otherwise indicated, the address for each beneficial owner listed in the table below is c/o Stitch Fix, Inc., 1 Montgomery Street, Suite 1500, San Francisco, California 94104.

Name of Beneficial Owner	Beneficial Ownership Before the Offering					Beneficial Ownership After the Offering				
	Class A Common Stock		Class B Common Stock		% of Total Voting Power Before the Offering	Class A Common Stock		Class B Common Stock		% of Total Voting Power After the Offering (1)
	Shares	%	Shares	%		Shares	%	Shares	%	
<b>5% Stockholders:</b>										
Entities affiliated with Baseline Ventures <sup>(2)</sup>	—	*	24,622,309	28.1	28.1	—	*	24,622,309	25.8	27.9
Entities affiliated with Benchmark Capital Partners <sup>(3)</sup>	—	*	22,422,235	25.6	25.6	—	*	22,422,235	23.5	25.4
Lightspeed Venture Partners VIII, L.P. <sup>(4)</sup>	—	*	10,338,170	11.8	11.8	—	*	10,338,170	10.8	11.7
<b>Directors and Named Executive Officers:</b>										
Katrina Lake <sup>(5)</sup>	—	*	14,491,822	16.6	16.6	—	*	14,491,822	15.2	16.4
Paul Yee <sup>(6)</sup>	—	*	351,444	*	*	—	*	351,444	*	*
Julie Bornstein <sup>(7)</sup>	—	*	737,232	*	*	—	*	737,232	*	*
Scott Darling <sup>(8)</sup>	—	*	164,274	*	*	—	*	164,274	*	*
Steven Anderson <sup>(2)</sup>	—	*	24,622,309	28.1	28.1	—	*	24,622,309	25.8	27.9
J. William Gurley <sup>(3)</sup>	—	*	22,422,235	25.6	25.6	—	*	22,422,235	23.5	25.4
Marka Hansen <sup>(9)</sup>	—	*	276,000	*	*	—	*	276,000	*	*
Sharon McCollam <sup>(10)</sup>	—	*	13,200	*	*	—	*	13,200	*	*
All directors and executive officers as a group (8 persons) <sup>(11)</sup>	—	*	64,003,452	73.1	73.1	—	*	64,003,452	67.0	72.5

\* Represents beneficial ownership of less than 1%.

- (1) Percentage of total voting power represents voting power with respect to all shares of our Class A and Class B common stock, as a single class. The holders of our Class B common stock are entitled to ten votes per share, and holders of our Class A common stock are entitled to one vote per share. See the section titled “Description of Capital Stock—Class A Common Stock and Class B Common Stock” for additional information about the voting rights of our Class A and Class B common stock.
- (2) Consists of (i) 16,157,915 shares of Class B common stock held by Baseline Ventures 2009 LLC, (ii) 7,921,083 shares of Class B common stock held by Baseline Increased Exposure Fund, LLC, (iii) 277,911 shares of Class B common stock held by Baseline Cable Car, LLC and (iv) 265,400 shares of Class B common stock held by Baseline Encore, L.P. Mr. Anderson, the sole managing member of Baseline Ventures 2009, LLC, Baseline Increased Exposure Fund, LLC, Baseline Cable Car, LLC and Baseline Encore Associates, LLC and the general partner of Baseline Encore, L.P., has the sole power to vote these shares. The address for the Baseline entities is P.O. Box 1617, Ross, CA 94957.
- (3) Consists of (i) 19,395,570 shares of Class B common stock held by Benchmark Capital Partners VII, L.P. (“Benchmark VII”) and (ii) 3,026,665 shares of Class B common stock held by Benchmark Capital Partners VI, L.P. (“Benchmark VI”). Benchmark Capital Management Co. VII, L.L.C., the general partner of Benchmark VII, has the sole power to vote the shares held by Benchmark VII, and Matthew R. Cohler, Bruce W. Dunlevie, Peter H. Fenton, J. William Gurley, Kevin R. Harvey, Mitch Lasky and Steven M. Spurlock, the managing members of Benchmark Capital Management Co. VII, L.L.C., have shared power to vote these shares. Benchmark Capital Management Co. VI, L.L.C., the general partner of Benchmark VI, has the sole power to vote the shares held by Benchmark VI, and Alexandre Balkanski, Matthew R. Cohler, Bruce W. Dunlevie, Peter H. Fenton, J. William Gurley, Kevin R. Harvey, Mitch Lasky and Steven M. Spurlock, the managing members of Benchmark Capital Management Co. VI, L.L.C., have shared power to vote these shares. The address for the Benchmark entities is 2965 Woodside Road, Woodside, CA 94062.

---

## Table of Contents

- (4) The shares of Class B common stock are held by Lightspeed Venture Partners VIII, L.P. Lightspeed Ultimate General Partner VIII, Ltd. is the general partner of Lightspeed General Partner VIII, L.P, which is the general partner of Lightspeed Venture Partners VIII, L.P. As such, Lightspeed Ultimate General Partner VIII, Ltd. possesses power to vote the shares owned by Lightspeed Venture Partners VIII, L.P. and may be deemed to have indirect beneficial ownership of the shares held by Lightspeed Venture Partners VIII, L.P. Barry Eggers, Ravi Mhatre, Peter Nieh and Christopher J. Schaepe are the directors of Lightspeed Ultimate General Partner VIII, Ltd. and possess power to vote the shares owned by Lightspeed Venture Partners VIII, L.P. and may be deemed to have indirect beneficial ownership of the shares held by Lightspeed Venture Partners VIII, L.P. The address for Lightspeed is 2200 Sand Hill Road, Menlo Park, CA 94025.
- (5) Consists of (i) 11,436,050 shares of Class B common stock held by the Katrina M. Lake Revocable Trust dated May 23, 2016, of which Ms. Lake is the trustee, (ii) 2,000,000 shares of Class B common stock held by the Katrina M. Lake 2017 Grantor Retained Annuity Trust — I dated April 24, 2017, of which Ms. Lake is the trustee and (iii) 1,055,772 shares of Class B common stock held by the John C. Clifford and Katrina M. Lake Revocable Trust dated May 23, 2016, of which Ms. Lake and John C. Clifford are trustees. 389,584 of the shares of Class B common stock are subject to a right of repurchase.
- (6) Consists of (i) 18,000 shares of Class B common stock, all of which are subject to a right of repurchase, and (ii) 333,444 shares of Class B common stock exercisable pursuant to outstanding options within 60 days of September 30, 2017.
- (7) Consists of (i) 640,339 shares of Class B common stock and (ii) 96,893 shares of Class B common stock exercisable pursuant to outstanding options within 60 days of September 30, 2017. Ms. Bornstein ceased serving as an executive officer in July 2017, and shares held by Ms. Bornstein are not included in the total for all directors and executive officers as a group.
- (8) Consists of (i) 55,000 shares of Class B common stock, all of which are subject to a right of repurchase, and (ii) 109,274 shares of Class B common stock exercisable pursuant to outstanding options within 60 days of September 30, 2017.
- (9) Consists of 276,000 shares of Class B common stock exercisable pursuant to outstanding options within 60 days of September 30, 2017.
- (10) Consists of 13,200 shares of Class B common stock exercisable pursuant to outstanding options within 60 days of September 30, 2017.
- (11) Consists of (i) 62,907,730 shares of Class B common stock held by our current directors and executive officers and (ii) 1,095,722 shares of Class B common stock issuable under outstanding stock options exercisable within 60 days of September 30, 2017.

---

[Table of Contents](#)**DESCRIPTION OF CAPITAL STOCK****General**

The following description of our capital stock and certain provisions of our amended and restated certificate of incorporation and amended and restated bylaws are summaries and are qualified by reference to the amended and restated certificate of incorporation and the amended and restated bylaws that will be in effect on the completion of this offering. Copies of these documents have been filed with the SEC as exhibits to our registration statement, of which this prospectus forms a part. The descriptions of the common stock and preferred stock reflect changes to our capital structure that will be in effect on the completion of this offering.

On the completion of this offering, our amended and restated certificate of incorporation will provide for two classes of common stock: Class A common stock and Class B common stock. In addition, our amended and restated certificate of incorporation that will be in effect on the completion of this offering will authorize shares of undesignated preferred stock, the rights, preferences and privileges of which may be designated from time to time by our board of directors.

On the completion of this offering, our authorized capital stock will consist of 2,120,000,000 shares, all with a par value of \$0.00002 per share, of which:

- 2,000,000,000 shares are designated Class A common stock;
- 100,000,000 shares are designated Class B common stock; and
- 20,000,000 shares are designated preferred stock.

As of July 29, 2017, we had outstanding:

- no shares of Class A common stock; and
- 87,411,815 shares of Class B common stock, which assumes the conversion of 59,511,055 outstanding shares of preferred stock into shares of Class B common stock and the issuance of 1,066,225 shares of Class B common stock upon the automatic exercise of outstanding preferred stock warrants in connection with this offering.

Our outstanding capital stock was held by 247 stockholders of record as of July 29, 2017. Our board of directors is authorized, without stockholder approval except as required by the listing standards of Nasdaq, to issue additional shares of our capital stock.

**Class A Common Stock and Class B Common Stock****Voting Rights**

The Class A common stock is entitled to one vote per share on any matter that is submitted to a vote of our stockholders. Holders of our Class B common stock are entitled to ten votes per share on any matter submitted to our stockholders. Holders of shares of Class B common stock and Class A common stock will vote together as a single class on all matters (including the election of directors) submitted to a vote of stockholders.

Our amended and restated certificate of incorporation that will be in effect on the completion of this offering will not provide for cumulative voting for the election of directors.

**Economic Rights**

Except as otherwise will be expressly provided in our amended and restated certificate of incorporation that will be in effect on the completion of this offering or required by applicable law, all shares of Class A common stock and Class B common stock will have the same rights and privileges and rank equally, share ratably and be identical in all respects for all matters, including those described below.



---

## Table of Contents

*Dividends and Distributions.* Subject to preferences that may apply to any shares of preferred stock outstanding at the time, the holders of Class A common stock and Class B common stock will be entitled to share equally, identically and ratably, on a per share basis, with respect to any dividend or distribution of cash or property paid or distributed by the company, unless different treatment of the shares of the affected class is approved by the affirmative vote of the holders of a majority of the outstanding shares of such affected class, voting separately as a class. See the section titled “Dividend Policy” for additional information.

*Liquidation Rights.* On our liquidation, dissolution or winding-up, the holders of Class A common stock and Class B common stock will be entitled to share equally, identically and ratably in all assets remaining after the payment of any liabilities, liquidation preferences and accrued or declared but unpaid dividends, if any, with respect to any outstanding preferred stock, unless a different treatment is approved by the affirmative vote of the holders of a majority of the outstanding shares of such affected class, voting separately as a class.

*Change of Control Transactions.* The holders of Class A common stock and Class B common stock will be treated equally and identically with respect to shares of Class A common stock or Class B common stock owned by them, unless different treatment of the shares of each class is approved by the affirmative vote of the holders of a majority of the outstanding shares of the class treated differently, voting separately as a class, on (a) the closing of the sale, transfer or other disposition of all or substantially all of our assets, (b) the consummation of a merger, reorganization, consolidation or share transfer which results in our voting securities outstanding immediately before the transaction (or the voting securities issued with respect to our voting securities outstanding immediately before the transaction) representing less than a majority of the combined voting power of the voting securities of the company or the surviving or acquiring entity or (c) the closing of the transfer (whether by merger, consolidation or otherwise), in one transaction or a series of related transactions, to a person or group of affiliated persons of securities of the company if, after closing, the transferee person or group would hold 50% or more of the outstanding voting power of the company (or the surviving or acquiring entity). However, consideration to be paid or received by a holder of common stock in connection with any such assets sale, merger, reorganization, consolidation or share transfer under any employment, consulting, severance or other arrangement will be disregarded for the purposes of determining whether holders of common stock are treated equally and identically.

*Subdivisions and Combinations.* If we subdivide or combine in any manner outstanding shares of Class A common stock or Class B common stock, the outstanding shares of the other classes will be subdivided or combined in the same manner.

### **No Preemptive or Similar Rights**

Our Class A common stock and Class B common stock are not entitled to preemptive rights, and are not subject to conversion, redemption or sinking fund provisions, except for the conversion provisions with respect to the Class B common stock described below.

### **Conversion**

Each share of Class B common stock is convertible at any time at the option of the holder into one share of Class A common stock. After the completion of this offering, on any transfer of shares of Class B common stock, whether or not for value, each such transferred share will automatically convert into one share of Class A common stock, except for certain transfers described in our amended and restated certificate of incorporation that will be in effect on the completion of this offering, including transfers for tax and estate planning purposes, so long as the transferring holder continues to hold sole voting and dispositive power with respect to the shares transferred.

Any holder’s shares of Class B common stock will convert automatically into Class A common stock, on a one-to-one basis, upon the following: (i) sale or transfer of such share of Class B common stock; (ii) the death of

---

## [Table of Contents](#)

the Class B common stockholder; and (iii) on the final conversion date, defined as the earlier of (a) the first trading day on or after the date on which the outstanding shares of Class B common stock represent less than 10% of the then outstanding Class A and Class B common stock; (b) the tenth anniversary of this offering; or (c) the date specified by vote of the holders of a majority of the outstanding shares of Class B common stock, voting as a single class.

Once transferred and converted into Class A common stock, the Class B common may not be reissued.

### **Fully Paid and Non-Assessable**

In connection with this offering, our legal counsel will opine that the shares of our Class A common stock to be issued under this offering will be fully paid and non-assessable.

### **Preferred Stock**

As of July 29, 2017, there were 59,511,055 shares of our preferred stock outstanding. In connection with this offering, each outstanding share of our preferred stock will convert into one share of our Class B common stock.

On the completion of this offering and under our amended and restated certificate of incorporation that will be in effect on the completion of this offering, our board of directors may, without further action by our stockholders, fix the rights, preferences, privileges and restrictions of up to an aggregate of 20,000,000 shares of preferred stock in one or more series and authorize their issuance. These rights, preferences and privileges could include dividend rights, conversion rights, voting rights, terms of redemption, liquidation preferences and the number of shares constituting any series or the designation of such series, any or all of which may be greater than the rights of our Class A common stock or Class B common stock. Any issuance of our preferred stock could adversely affect the voting power of holders of our Class B common stock, and the likelihood that such holders would receive dividend payments and payments on liquidation. In addition, the issuance of preferred stock could have the effect of delaying, deferring or preventing a change of control or other corporate action. On the completion of this offering, no shares of preferred stock will be outstanding. We have no present plan to issue any shares of preferred stock.

### **Options**

As of July 29, 2017, we had outstanding options to purchase 10,218,912 shares of our common stock, with a weighted-average exercise price of approximately \$7.12 per share, under our 2011 Plan.

### **Warrants**

As of July 29, 2017, warrants to purchase an aggregate of 1,066,225 shares of our preferred stock at a weighted-average exercise price of \$0.1923 per share were outstanding. The warrants will be automatically exercised in connection with this offering for no consideration. For more information, see Note 6 to our consolidated financial statements included elsewhere in this prospectus.

### **Registration Rights**

#### **Stockholder Registration Rights**

We are party to an investor rights agreement that provides that certain holders of our preferred stock, including certain holders of at least 5% of our capital stock and entities affiliated with certain of our directors,

---

## [Table of Contents](#)

have certain registration rights, as set forth below. This investor rights agreement was entered into in April 2014. In addition, certain holders of our preferred stock have registration rights under the purchase agreement under which they originally purchased their preferred stock. The registration of shares of our common stock by the exercise of registration rights described below would enable the holders to sell these shares without restriction under the Securities Act when the applicable registration statement is declared effective. We will pay the registration expenses, other than underwriting discounts and commissions, of the shares registered by the demand, piggyback and Form S-3 registrations described below.

Generally, in an underwritten offering, the managing underwriter, if any, has the right, subject to specified conditions, to limit the number of shares such holders may include. The demand, piggyback and Form S-3 registration rights described below will expire five years after the effective date of the registration statement, of which this prospectus is a part, or with respect to any particular stockholder, such time after the effective date of the registration statement that such stockholder (a) holds less than 1% of our outstanding common stock (including shares issuable on conversion of outstanding preferred stock) and (b) can sell all of its shares under Rule 144 of the Securities Act during any 90-day period.

### **Demand Registration Rights**

The holders of an aggregate of 60,577,280 shares of our Class B common stock (including 1,066,225 shares of Class B common stock issuable upon the automatic exercise of outstanding preferred stock warrants in connection with this offering) will be entitled to certain demand registration rights. At any time beginning 180 days after the completion of this offering, the holders of a majority of these shares may, on not more than one occasion, request that we register all or a portion of their shares. Such request for registration must cover shares with an anticipated aggregate offering price, net of underwriting discounts and commissions, of at least \$15.0 million.

### **Piggyback Registration Rights**

In connection with this offering, the holders of an aggregate of 60,577,280 shares of our Class B common stock (including 1,066,225 shares of Class B common stock issuable upon the automatic exercise of outstanding preferred stock warrants in connection with this offering) were entitled to, and the necessary percentage of holders waived, their rights to notice of this offering and to include their shares of registrable securities in this offering. After this offering, in the event that we propose to register any of our securities under the Securities Act, either for our own account or for the account of other security holders, the holders of these shares will be entitled to certain piggyback registration rights allowing the holder to include their shares in such registration, subject to certain marketing and other limitations. As a result, whenever we propose to file a registration statement under the Securities Act, other than with respect to a demand registration or a registration statement on Forms S-4 or S-8, the holders of these shares are entitled to notice of the registration and have the right to include their shares in the registration, subject to limitations that the underwriters may impose on the number of shares included in the offering.

### **Form S-3 Registration Rights**

The holders of an aggregate of 60,577,280 shares of Class B common stock (including 1,066,225 shares of Class B common stock issuable upon the automatic exercise of outstanding preferred stock warrants in connection with this offering) will be entitled to certain Form S-3 registration rights. The holders of at least 30% of these shares can make a request that we register their shares on Form S-3 if we are qualified to file a registration statement on Form S-3 and if the reasonably anticipated aggregate gross proceeds of the shares offered would equal or exceed \$10 million. We will not be required to effect more than two registrations on Form S-3 within any 12-month period.



---

## [Table of Contents](#)

### **Anti-Takeover Provisions**

#### **Certificate of Incorporation and Bylaws to be in Effect on the Completion of this Offering**

Because our stockholders do not have cumulative voting rights, stockholders holding a majority of the voting power of our shares of common stock will be able to elect all of our directors. Our amended and restated certificate of incorporation and amended and restated bylaws to be effective on the completion of this offering will provide for stockholder actions at a duly called meeting of stockholders or, before the date on which all shares of common stock convert into a single class, by written consent. A special meeting of stockholders may be called by a majority of our board of directors, the chair of our board of directors, our chief executive officer or our lead independent director. Our amended and restated bylaws to be effective on the completion of this offering will establish an advance notice procedure for stockholder proposals to be brought before an annual meeting of our stockholders, including proposed nominations of persons for election to our board of directors.

Our amended and restated certificate of incorporation to be effective on the completion of this offering will further provide for a dual-class common stock structure, which provides our current investors, officers and employees with control over all matters requiring stockholder approval, including the election of directors and significant corporate transactions, such as a merger or other sale of our company or its assets.

In accordance with our amended and restated certificate of incorporation to be effective on the completion of this offering, immediately after this offering, our board of directors will be divided into three classes with staggered three-year terms.

The foregoing provisions will make it more difficult for another party to obtain control of us by replacing our board of directors. Since our board of directors has the power to retain and discharge our officers, these provisions could also make it more difficult for existing stockholders or another party to effect a change in management. In addition, the authorization of undesignated preferred stock makes it possible for our board of directors to issue preferred stock with voting or other rights or preferences that could impede the success of any attempt to change our control.

These provisions, including the dual-class structure of our common stock, are intended to preserve our existing control structure after completion of this offering, facilitate our continued product innovation and the risk-taking that it requires, permit us to continue to prioritize our long-term goals rather than short-term results, enhance the likelihood of continued stability in the composition of our board of directors and its policies and to discourage certain types of transactions that may involve an actual or threatened acquisition of us. These provisions are also designed to reduce our vulnerability to an unsolicited acquisition proposal and to discourage certain tactics that may be used in proxy fights. However, such provisions could have the effect of discouraging others from making tender offers for our shares and may have the effect of deterring hostile takeovers or delaying changes in our control or management. As a consequence, these provisions may also inhibit fluctuations in the market price of our stock that could result from actual or rumored takeover attempts.

#### **Section 203 of the Delaware General Corporation Law**

We are subject to Section 203 of the Delaware General Corporation Law, which prohibits a Delaware corporation from engaging in any business combination with any interested stockholder for a period of three years after the date that such stockholder became an interested stockholder, subject to certain exceptions.

#### **Choice of Forum**

Our amended and restated certificate of incorporation to be effective on the completion of this offering will provide that the Court of Chancery of the State of Delaware be the exclusive forum for: (i) any derivative action

---

## [Table of Contents](#)

or proceeding brought on our behalf; (ii) any action asserting a breach of fiduciary duty; (iii) any action asserting a claim against us arising under the Delaware General Corporation Law; (iv) any action regarding our amended and restated certificate of incorporation or our amended and restated bylaws; or (v) any action asserting a claim against us that is governed by the internal affairs doctrine. Our amended and restated certificate of incorporation to be effective on the completion of this offering will further provide that the federal district courts of the United States of America be the exclusive forum for resolving any complaint asserting a cause of action arising under the Securities Act.

### **Limitations of Liability and Indemnification**

See the section titled “Executive Compensation—Limitations on Liability and Indemnification Matters.”

### **Exchange Listing**

Our Class A common stock has been approved for listing on the Nasdaq Global Select Market under the symbol “SFIX”.

### **Transfer Agent and Registrar**

On the completion of this offering, the transfer agent and registrar for our Class A common stock and Class B common stock will be American Stock Transfer & Trust Company, LLC.

---

[Table of Contents](#)

### SHARES ELIGIBLE FOR FUTURE SALE

Prior to this offering, there has been no public market for our Class A common stock. Future sales of substantial amounts of our Class A common stock, including shares issued on the exercise of outstanding options, in the public market after this offering, or the possibility of these sales or issuances occurring, could adversely affect the prevailing market price for our Class A common stock or impair our ability to raise equity capital.

Based on our shares outstanding as of July 29, 2017, on the completion of this offering, a total of 8,000,000 shares of Class A common stock and 87,411,815 shares of Class B common stock will be outstanding, assuming the automatic conversion of all of our outstanding shares of preferred stock into an aggregate of 59,511,055 shares of Class B common stock and the issuance of 1,066,225 shares of Class B common stock upon the automatic exercise of outstanding preferred stock warrants. Of these shares, all of the Class A common stock sold in this offering by us, plus any shares sold by us on exercise of the underwriters' option to purchase additional Class A common stock, will be freely tradable in the public market without restriction or further registration under the Securities Act, unless these shares are held by "affiliates," as that term is defined in Rule 144 under the Securities Act.

The remaining shares of Class A common stock and Class B common stock will be, and shares of Class A common stock or Class B common stock subject to stock options will be on issuance, "restricted securities," as that term is defined in Rule 144 under the Securities Act. These restricted securities are eligible for public sale only if they are registered under the Securities Act or if they qualify for an exemption from registration under Rules 144 or 701 under the Securities Act, which are summarized below. Restricted securities may also be sold outside of the United States to non-U.S. persons in accordance with Rule 904 of Regulation S.

In addition, all of our executive officers, directors and holders of substantially all of our common stock and securities exercisable for or convertible into our Class A common stock and Class B common stock have agreed, or will agree, with the underwriters, subject to specific exceptions, not to sell any of our stock for at least 180 days following the date of this prospectus, subject to early release in certain circumstances as described below. As a result of these agreements and the provisions of our investor rights agreement described above under the section titled "Description of Capital Stock—Registration Rights," subject to the provisions of Rule 144 or Rule 701, shares will be available for sale in the public market as follows:

- beginning on the date of this prospectus, the 8,000,000 shares of Class A common stock sold in this offering will be immediately available for sale in the public market;
- beginning 90 days after the date of this prospectus, 30,594,032 additional shares of Class A common stock and Class B common stock may become eligible for sale in the public market upon the satisfaction of certain conditions as set forth in the section titled "—Lock-Up Arrangements," of which 25,860,179 shares would be held by affiliates and subject to the volume and other restrictions of Rule 144, as described below;
- beginning 181 days after the date of this prospectus, 56,817,783 additional shares of Class A common stock and Class B common stock (or 87,411,815 shares of Class A common stock and Class B common stock if the conditions identified in the prior bullet are not satisfied) will become eligible for sale in the public market, of which 48,026,060 shares will be held by affiliates and subject to the volume and other restrictions of Rule 144, as described below; and
- the remainder of the shares of Class A common stock and Class B common stock will be eligible for sale in the public market from time to time thereafter, subject in some cases to the volume and other restrictions of Rule 144, as described below.

---

## Table of Contents

### **Rule 144**

In general, under Rule 144 as currently in effect, once we have been subject to public company reporting requirements of Section 13 or Section 15(d) of the Exchange Act for at least 90 days, an eligible stockholder is entitled to sell such shares without complying with the manner of sale, volume limitation or notice provisions of Rule 144, subject to compliance with the public information requirements of Rule 144. To be an eligible stockholder under Rule 144, such stockholder must not be deemed to have been one of our affiliates for purposes of the Securities Act at any time during the 90 days preceding a sale and must have beneficially owned the shares proposed to be sold for at least six months, including the holding period of any prior owner other than our affiliates. If such a person has beneficially owned the shares proposed to be sold for at least one year, including the holding period of any prior owner other than our affiliates, then such person is entitled to sell such shares without complying with any of the requirements of Rule 144, subject to the expiration of the lock-up agreements described below.

In general, under Rule 144, as currently in effect, our affiliates or persons selling shares on behalf of our affiliates are entitled to sell shares on expiration of the lock-up agreements described below. Beginning 90 days after the date of this prospectus, within any three-month period, such stockholders may sell a number of shares that does not exceed the greater of:

- 1% of the number of Class A common stock then outstanding, which will equal approximately 80,000 shares immediately after this offering, assuming no exercise of the underwriters' option to purchase additional shares of Class A common stock from us; or
- the average weekly trading volume of our Class A common stock on the Nasdaq during the four calendar weeks preceding the filing of a notice on Form 144 with respect to such sale.

Sales under Rule 144 by our affiliates or persons selling shares on behalf of our affiliates are also subject to certain manner of sale provisions and notice requirements and to the availability of current public information about us.

### **Rule 701**

Rule 701 generally allows a stockholder who was issued shares under a written compensatory plan or contract and who is not deemed to have been an affiliate of our company during the immediately preceding 90 days, to sell these shares in reliance on Rule 144, but without being required to comply with the public information, holding period, volume limitation or notice provisions of Rule 144. Rule 701 also permits affiliates of our company to sell their Rule 701 shares under Rule 144 without complying with the holding period requirements of Rule 144. All holders of Rule 701 shares, however, are required by that rule to wait until 90 days after the date of this prospectus before selling those shares under Rule 701, subject to the expiration of the lock-up agreements described below.

### **Form S-8 Registration Statements**

We intend to file one or more registration statements on Form S-8 under the Securities Act with the SEC to register the offer and sale of shares of our Class A common stock and Class B common stock that are issuable under our 2011 Plan and 2017 Plan. These registration statements will become effective immediately on filing. Shares covered by these registration statements will then be eligible for sale in the public markets, subject to vesting restrictions, any applicable lock-up agreements described below, and Rule 144 limitations applicable to affiliates.

---

## Table of Contents

### **Lock-up Arrangements**

We, and all of our directors, executive officers and the holders of substantially all of our common stock and securities exercisable for or convertible into our Class A common stock and Class B common stock outstanding immediately on the completion of this offering, have agreed with the underwriters that, until 180 days after the date of this prospectus, we and they will not, without the prior written consent of Goldman Sachs & Co. LLC and J.P. Morgan Securities LLC, offer, sell, contract to sell, pledge, grant any option to purchase, make any short sale or otherwise dispose of any of our shares of common stock, any options or warrants to purchase any of our shares of common stock or any securities convertible into or exchangeable for or that represent the right to receive shares of our common stock; provided that such restricted period will end with respect to 35% of the shares subject to each lock-up agreement if at any time beginning 90 days after the date of this prospectus (i) we have filed at least one quarterly report on Form 10-Q or annual report on Form 10-K and (ii) the last reported closing price of our Class A common stock is at least 25% greater than the initial public offering price of our Class A common stock for 10 out of any 15 consecutive trading days, including the last day, ending on or after the 90th day after the date of this prospectus; provided, further that if such restricted period ends during a trading black-out period, the restricted period will end one business day following the date that we announce our earnings results for the previous quarter. These agreements are described in the section titled “Underwriting.” Goldman Sachs & Co. LLC and J.P. Morgan Securities LLC may, in their sole discretion, release any of the securities subject to these lock-up agreements at any time.

In addition to the restrictions contained in the lock-up agreements described above, we have entered into agreements with all of our security holders, including our IRA and our standard form of option agreement, that contain market stand-off provisions imposing restrictions on the ability of such security holders to offer, sell or transfer our equity securities for a period of 180 days following the date of this prospectus, which we intend to waive to the extent of the early expiration of the lock-up agreements.

### **Registration Rights**

Under our IRA and on the completion of this offering, the holders of 60,577,280 shares of our Class B common stock (including 1,066,225 shares of Class B common stock issuable upon the automatic exercise of outstanding preferred stock warrants) or their transferees, will be entitled to certain rights with respect to the registration of the offer and sale of their shares under the Securities Act. Registration of these shares under the Securities Act would result in the shares becoming freely tradable without restriction under the Securities Act immediately on the effectiveness of the registration. See the section titled “Description of Capital Stock—Registration Rights” for additional information.

---

[Table of Contents](#)

**MATERIAL U.S. FEDERAL INCOME TAX CONSEQUENCES TO NON-U.S. HOLDERS OF OUR CLASS A COMMON STOCK**

The following is a summary of the material U.S. federal income tax consequences to non-U.S. holders (as defined below) of the ownership and disposition of our Class A common stock issued pursuant to this offering. This discussion is not a complete analysis of all potential U.S. federal income tax consequences relating thereto, does not address the potential application of the Medicare contribution tax on net investment income, and does not address any estate or gift tax consequences or any tax consequences arising under any state, local or foreign tax laws, or any other U.S. federal tax laws. This discussion is based on the Code, Treasury Regulations promulgated thereunder, judicial decisions and published rulings and administrative pronouncements of the Internal Revenue Service, or IRS, all as in effect as of the date of this prospectus. These authorities are subject to differing interpretations and may change, possibly retroactively, resulting in U.S. federal income tax consequences different from those discussed below. We have not requested a ruling from the IRS with respect to the statements made and the conclusions reached in the following summary, and there can be no assurance that the IRS or a court will agree with such statements and conclusions.

This discussion is limited to non-U.S. holders who purchase our Class A common stock pursuant to this offering and who hold our Class A common stock as a “capital asset” within the meaning of Section 1221 of the Code (generally, property held for investment). This discussion does not address all of the U.S. federal income tax consequences that may be relevant to a particular holder in light of such holder’s particular circumstances. This discussion also does not consider any specific facts or circumstances that may be relevant to holders subject to special rules under the U.S. federal income tax laws, including:

- certain former citizens or long-term residents of the United States;
- partnerships or other pass-through entities (and investors therein);
- “controlled foreign corporations”;
- “passive foreign investment companies”;
- corporations that accumulate earnings to avoid U.S. federal income tax;
- banks, financial institutions, investment funds, insurance companies, brokers, dealers or traders in securities;
- tax-exempt organizations and governmental organizations;
- tax-qualified retirement plans;
- persons subject to the alternative minimum tax;
- persons who hold or receive our Class A common stock pursuant to the exercise of any employee stock option or otherwise as compensation;
- persons that own, or have owned, actually or constructively, more than 5% of our Class A common stock;
- persons who have elected to mark securities to market; and
- persons holding our Class A common stock as part of a hedging or conversion transaction or straddle, or a constructive sale, or other risk reduction strategy or integrated investment.

If an entity or arrangement that is classified as a partnership for U.S. federal income tax purposes holds our Class A common stock, the U.S. federal income tax treatment of a partner in the partnership will generally depend on the status of the partner and the activities of the partnership. Partnerships holding our Class A common stock and the partners in such partnerships are urged to consult their tax advisors about the particular U.S. federal income tax consequences to them of holding and disposing of our common stock.

---

## [Table of Contents](#)

**THIS DISCUSSION IS FOR INFORMATIONAL PURPOSES ONLY AND IS NOT TAX ADVICE. PROSPECTIVE INVESTORS SHOULD CONSULT THEIR TAX ADVISORS REGARDING THE PARTICULAR U.S. FEDERAL INCOME TAX CONSEQUENCES TO THEM OF ACQUIRING, OWNING AND DISPOSING OF OUR CLASS A COMMON STOCK, AS WELL AS ANY TAX CONSEQUENCES ARISING UNDER ANY STATE, LOCAL OR FOREIGN TAX LAWS AND ANY OTHER U.S. FEDERAL TAX LAWS.**

### **Definition of Non-U.S. Holder**

For purposes of this discussion, a non-U.S. holder is any beneficial owner of our Class A common stock that is not a “U.S. person” or a partnership (including any entity or arrangement treated as a partnership) for U.S. federal income tax purposes. A U.S. person is any person that, for U.S. federal income tax purposes, is or is treated as any of the following:

- an individual who is a citizen or resident of the United States;
- a corporation (or entity treated as a corporation for U.S. federal income tax purposes) created or organized under the laws of the United States, any state thereof or the District of Columbia;
- an estate, the income of which is subject to U.S. federal income tax regardless of its source; or
- a trust (1) whose administration is subject to the primary supervision of a U.S. court and which has one or more U.S. persons who have the authority to control all substantial decisions of the trust or (2) that has a valid election in effect under applicable Treasury Regulations to be treated as a U.S. person.

### **Distributions on Our Class A Common Stock**

As described under the section titled “Dividend Policy,” we have not paid and do not anticipate paying dividends. However, if we make cash or other property distributions on our Class A common stock, such distributions will constitute dividends for U.S. federal income tax purposes to the extent paid from our current or accumulated earnings and profits, as determined under U.S. federal income tax principles. Amounts not treated as dividends for U.S. federal income tax purposes will constitute a return of capital and will first be applied against and reduce a holder’s tax basis in our Class A common stock, but not below zero. Any excess will be treated as gain realized on the sale or other disposition of our Class A common stock and will be treated as described under the section titled “—Gain On Disposition of our Class A Common Stock” below.

Subject to the discussion below regarding effectively connected income, backup withholding and FATCA, dividends paid to a non-U.S. holder of our Class A common stock generally will be subject to U.S. federal withholding tax at a rate of 30% of the gross amount of the dividends or such lower rate specified by an applicable income tax treaty. To receive the benefit of a reduced treaty rate, a non-U.S. holder must furnish us or our withholding agent a valid IRS Form W-8BEN or IRS Form W-8BEN-E (or applicable successor form) including a taxpayer identification number and certifying such holder’s qualification for the reduced rate. This certification must be provided to us or our withholding agent before the payment of dividends and must be updated periodically. If the non-U.S. holder holds the stock through a financial institution or other agent acting on the non-U.S. holder’s behalf, the non-U.S. holder will be required to provide appropriate documentation to the agent, which then will be required to provide certification to us or our withholding agent, either directly or through other intermediaries.

Non-U.S. holders that do not provide the required certification on a timely basis, but that qualify for a reduced treaty rate, may obtain a refund of any excess amounts withheld by timely filing an appropriate claim for refund with the IRS.

---

## [Table of Contents](#)

If a non-U.S. holder holds our Class A common stock in connection with the conduct of a trade or business in the United States, and dividends paid on our Class A common stock are effectively connected with such holder's U.S. trade or business (and are attributable to such holder's permanent establishment in the United States if required by an applicable tax treaty), the non-U.S. holder will be exempt from U.S. federal withholding tax. To claim the exemption, the non-U.S. holder must generally furnish a valid IRS Form W-8ECI (or applicable successor form) to the applicable withholding agent.

However, any such effectively connected dividends paid on our Class A common stock generally will be subject to U.S. federal income tax on a net income basis at the regular graduated U.S. federal income tax rates in the same manner as if such holder were a resident of the United States. A non-U.S. holder that is a foreign corporation also may be subject to an additional branch profits tax equal to 30% (or such lower rate specified by an applicable income tax treaty) of its effectively connected earnings and profits for the taxable year, as adjusted for certain items. Non-U.S. holders should consult their tax advisors regarding any applicable income tax treaties that may provide for different rules.

### **Gain on Disposition of Our Class A Common Stock**

Subject to the discussion below regarding backup withholding and FATCA, a non-U.S. holder generally will not be subject to U.S. federal income tax on any gain realized on the sale or other disposition of our Class A common stock, unless:

- the gain is effectively connected with the non-U.S. holder's conduct of a trade or business in the United States, and if required by an applicable income tax treaty, is attributable to a permanent establishment maintained by the non-U.S. holder in the United States;
- the non-U.S. holder is a nonresident alien individual present in the United States for 183 days or more during the taxable year of the disposition, and certain other requirements are met; or
- our Class A common stock constitutes a "United States real property interest" by reason of our status as a United States real property holding corporation, or USRPHC, for U.S. federal income tax purposes at any time within the shorter of the five-year period preceding the disposition or the non-U.S. holder's holding period for our Class A common stock, and our Class A common stock is not regularly traded on an established securities market during the calendar year in which the sale or other disposition occurs.

Determining whether we are a USRPHC depends on the fair market value of our U.S. real property interests relative to the fair market value of our other trade or business assets and our foreign real property interests. We believe that we are not currently and do not anticipate becoming a USRPHC for U.S. federal income tax purposes, although there can be no assurance we will not in the future become a USRPHC.

Gain described in the first bullet point above generally will be subject to U.S. federal income tax on a net income basis at the regular graduated U.S. federal income tax rates in the same manner as if such holder were a resident of the United States. A non-U.S. holder that is a foreign corporation also may be subject to an additional branch profits tax equal to 30% (or such lower rate specified by an applicable income tax treaty) of its effectively connected earnings and profits for the taxable year, as adjusted for certain items. Gain described in the second bullet point above will be subject to U.S. federal income tax at a flat 30% rate (or such lower rate specified by an applicable income tax treaty), but may be offset by certain U.S.-source capital losses (even though the individual is not considered a resident of the United States), provided that the non-U.S. holder has timely filed U.S. federal income tax returns with respect to such losses. Non-U.S. holders should consult their tax advisors regarding any applicable income tax treaties that may provide for different rules.



---

[Table of Contents](#)**Information Reporting and Backup Withholding**

Annual reports are required to be filed with the IRS and provided to each non-U.S. holder indicating the amount of dividends on our Class A common stock paid to such holder and the amount of any tax withheld with respect to those dividends. These information reporting requirements apply even if no withholding was required because the dividends were effectively connected with the holder's conduct of a U.S. trade or business, or withholding was reduced or eliminated by an applicable income tax treaty. This information also may be made available under a specific treaty or agreement with the tax authorities in the country in which the non-U.S. holder resides or is established. Backup withholding, currently at a 28% rate, generally will not apply to payments to a non-U.S. holder of dividends on or the gross proceeds of a disposition of our Class A common stock provided the non-U.S. holder furnishes the required certification for its non-U.S. status, such as by providing a valid IRS Form W-8BEN, IRS Form W-8BEN-E or IRS Form W-8ECI, or certain other requirements are met. Backup withholding may apply if the payor has actual knowledge, or reason to know, that the holder is a U.S. person who is not an exempt recipient.

Backup withholding is not an additional tax. If any amount is withheld under the backup withholding rules, the non-U.S. holder should consult with a U.S. tax advisor regarding the possibility of and procedure for obtaining a refund or a credit against the non-U.S. holder's U.S. federal income tax liability, if any.

**Withholding on Foreign Entities**

Sections 1471 through 1474 of the Code (commonly referred to as FATCA) impose a U.S. federal withholding tax of 30% on certain payments made to a "foreign financial institution" (as specially defined under these rules) unless such institution enters into an agreement with the U.S. government to withhold on certain payments and to collect and provide to the U.S. tax authorities substantial information regarding certain U.S. account holders of such institution (which includes certain equity and debt holders of such institution, as well as certain account holders that are foreign entities with U.S. owners) or an exemption applies. FATCA also generally will impose a U.S. federal withholding tax of 30% on certain payments made to a non-financial foreign entity unless such entity provides the withholding agent a certification identifying certain direct and indirect U.S. owners of the entity or an exemption applies. An intergovernmental agreement between the United States and an applicable foreign country may modify these requirements. Under certain circumstances, a non-U.S. holder might be eligible for refunds or credits of such taxes. FATCA currently applies to dividends paid on our Class A common stock. FATCA will also apply to gross proceeds from sales or other dispositions of our Class A common stock after December 31, 2018.

Prospective investors are encouraged to consult with their own tax advisors regarding the possible implications of this legislation on their investment in our Class A common stock.

---

[Table of Contents](#)

## UNDERWRITING

We and the underwriters named below have entered into an underwriting agreement with respect to the shares being offered. Subject to certain conditions, each underwriter has severally agreed to purchase the number of shares indicated in the following table. Goldman Sachs & Co. LLC and J.P. Morgan Securities LLC are the representatives of the underwriters.

<u>Underwriters</u>	<u>Number of Shares</u>
Goldman Sachs & Co. LLC	3,043,480
J.P. Morgan Securities LLC	2,637,682
Barclays Capital Inc.	695,652
RBC Capital Markets, LLC	695,652
Piper Jaffray & Co.	309,178
Stifel, Nicolaus & Company, Incorporated	309,178
William Blair & Company, L.L.C.	309,178
Total	8,000,000

The underwriters are committed to take and pay for all of the shares being offered, if any are taken, other than the shares covered by the option described below unless and until this option is exercised.

The underwriters have an option to buy up to an additional 1,200,000 shares from us to cover sales by the underwriters of a greater number of shares than the total number set forth in the table above. They may exercise that option for 30 days. If any shares are purchased pursuant to this option, the underwriters will severally purchase shares in approximately the same proportion as set forth in the table above.

The following table shows the per share and total underwriting discounts and commissions to be paid to the underwriters by us. Such amounts are shown assuming both no exercise and full exercise of the underwriters' option to purchase 1,200,000 additional shares of our Class A common stock.

<u>Paid by Us</u>	<u>No Exercise</u>	<u>Full Exercise</u>
Per Share	\$ 0.7763	\$ 0.7763
Total	\$6,210,000	\$7,141,500

Shares sold by the underwriters to the public will initially be offered at the initial public offering price set forth on the cover of this prospectus. Any shares sold by the underwriters to securities dealers may be sold at a discount of up to \$0.4658 per share from the initial public offering price. After the initial offering of the shares, the representatives may change the offering price and the other selling terms. The offering of the shares by the underwriters is subject to receipt and acceptance and subject to the underwriters' right to reject any order in whole or in part.

We and our officers, directors and holders of substantially all of our common stock and securities convertible into or exchangeable for shares of our common stock have entered into lock-up agreements with the underwriters of this offering under which we and they have agreed that, subject to certain exceptions, we and they will not dispose of any shares of common stock, any options or warrants to purchase any of our shares of common stock or any securities convertible into or exchangeable for or that represent the right to receive shares of our common stock during the period from the date of this prospectus continuing through the date 180 days after the date of this prospectus; provided that such restricted period will end with respect to 35% of the shares subject to each lock-up agreement entered into by our officers, directors and holders of our common stock and securities convertible into or exchangeable for our common stock if at any time beginning 90 days after the date of this prospectus (i) we have filed at least one quarterly report on Form 10-Q or annual report on Form 10-K and (ii) the last reported closing price of our Class A common stock is at least 25% greater than the initial public offering price of our Class A common stock for 10 out of any 15 consecutive trading days, including the last day,

---

## Table of Contents

ending on or after the 90th day after the date of this prospectus; provided, further that if such restricted period ends during a trading black-out period, the restricted period will end one business day following the date that we announce our earnings results for the previous quarter. The consent of Goldman Sachs & Co. LLC and J.P. Morgan Securities LLC is required to release any of the securities subject to these lock-up agreements. In addition, our executive officers, directors and holders of all of our common stock and securities convertible into or exchangeable for shares of our common stock have entered into market standoff agreements with us under which they have agreed that, subject to certain exceptions, without our consent, they will not dispose of or hedge any shares or any securities convertible into or exchangeable for shares of our common stock during the period from the date of this prospectus continuing through the date 180 days after the date of this prospectus. We will agree that, without the prior written consent of Goldman Sachs & Co. LLC and J.P. Morgan Securities LLC, we will not release any of the securities subject to these market standoff agreements; provided, however, that we intend to release securities to the extent of the early expiration of the lock-up agreements. See “Shares Available for Future Sale” for a discussion of certain transfer restrictions.

Prior to the offering, there has been no public market for the shares. The initial public offering price has been negotiated among the representatives and us. Among the factors considered in determining the initial public offering price of the shares, in addition to prevailing market conditions, were our historical performance, estimates of our business potential and earnings prospects, an assessment of our management and the consideration of the above factors in relation to market valuation of companies in related businesses. Neither we nor the underwriters can assure investors that an active trading market will develop for our Class A common stock or that the shares will trade in the public market at or above the initial public offering price.

Our Class A common stock has been approved for listing on the Nasdaq Global Select Market under the symbol “SFIX”.

In connection with the offering, the underwriters may purchase and sell shares of Class A common stock in the open market. These transactions may include short sales, stabilizing transactions and purchases to cover positions created by short sales. Short sales involve the sale by the underwriters of a greater number of shares than they are required to purchase in the offering, and a short position represents the amount of such sales that have not been covered by subsequent purchases. A “covered short position” is a short position that is not greater than the amount of additional shares for which the underwriters’ option described above may be exercised. The underwriters may cover any covered short position by either exercising their option to purchase additional shares or purchasing shares in the open market. In determining the source of shares to cover the covered short position, the underwriters will consider, among other things, the price of shares available for purchase in the open market as compared to the price at which they may purchase additional shares pursuant to the option described above. “Naked” short sales are any short sales that create a short position greater than the amount of additional shares for which the option described above may be exercised. The underwriters must cover any such naked short position by purchasing shares in the open market. A naked short position is more likely to be created if the underwriters are concerned that there may be downward pressure on the price of our Class A common stock in the open market after pricing that could adversely affect investors who purchase in the offering. Stabilizing transactions consist of various bids for or purchases of Class A common stock made by the underwriters in the open market prior to the completion of the offering.

The underwriters may also impose a penalty bid. This occurs when a particular underwriter repays to the underwriters a portion of the underwriting discount received by it because the representatives have repurchased shares sold by or for the account of such underwriter in stabilizing or short covering transactions.

Purchases to cover a short position and stabilizing transactions, as well as other purchases by the underwriters for their own accounts, may have the effect of preventing or retarding a decline in the market price of our stock, and together with the imposition of the penalty bid, may stabilize, maintain or otherwise affect the market price of our Class A common stock. As a result, the price of our Class A common stock may be higher than the price that otherwise might exist in the open market. The underwriters are not required to engage in these

---

## Table of Contents

activities and may end any of these activities at any time. These transactions may be effected on Nasdaq, in the over-the-counter market or otherwise.

We estimate that our share of the total expenses of the offering, excluding underwriting discounts and commissions, will be approximately \$4,000,000. We have agreed to reimburse the underwriters for expenses related to any applicable state securities filings and to the Financial Industry Regulatory Authority incurred by them in connection with this offering in an amount up to \$30,000. The underwriters have agreed to reimburse us, or will pay and not seek reimbursement from us, for certain expenses incurred by us in connection with this offering.

We have agreed to indemnify the several underwriters against certain liabilities, including liabilities under the Securities Act of 1933.

The underwriters and their respective affiliates are full service financial institutions engaged in various activities, which may include sales and trading, commercial and investment banking, advisory, investment management, investment research, principal investment, hedging, market making, brokerage and other financial and non-financial activities and services. Certain of the underwriters and their respective affiliates may in the future provide a variety of these services to us and to persons and entities with relationships with us, for which they will receive customary fees and expenses.

In the ordinary course of their various business activities, the underwriters and their respective affiliates, officers, directors and employees may purchase, sell or hold a broad array of investments and actively trade securities, derivatives, loans, commodities, currencies, credit default swaps and other financial instruments for their own account and for the accounts of their customers, and such investment and trading activities may involve or relate to assets, securities and/or instruments of ours (directly, as collateral securing other obligations or otherwise) and/or persons and entities with relationships with us. The underwriters and their respective affiliates may also communicate independent investment recommendations, market color or trading ideas and/or publish or express independent research views in respect of such assets, securities or instruments and may at any time hold, or recommend to clients that they should acquire, long and/or short positions in such assets, securities and instruments.

### **European Economic Area**

In relation to each Member State of the European Economic Area which has implemented the Prospectus Directive (each, a "Relative Member State") an offer to the public of our common stock may not be made in that Relevant Member State, except that an offer to the public in that Relevant Member State of our common stock may be made at any time under the following exemptions under the Prospectus Directive:

- To any legal entity which is a qualified investor as defined in the Prospectus Directive;
- To fewer than 150 natural or legal persons (other than qualified investors as defined in the Prospectus Directive), subject to obtaining the prior consent of the representatives for any such offer; or
- In any other circumstances falling within Article 3(2) of the Prospectus Directive;

provided that no such offer of shares of our common stock shall result in a requirement for the publication by us or any placement agent of a prospectus pursuant to Article 3 of the Prospectus Directive and each person who initially acquires any shares or to whom any offer is made will be deemed to have represented, acknowledged and agreed to and with each of the underwriters and the Company that it is a "qualified investor" within the meaning of the law in that Relevant Member State implementing Article 2(1)(e) of the Prospectus Directive.

In the case of any shares being offered to a financial intermediary as that term is used in Article 3(2) of the Prospectus Directive, each such financial intermediary will be deemed to have represented, acknowledged and

---

## Table of Contents

agreed that the shares acquired by it in the offer have not been acquired on a nondiscretionary basis on behalf of, nor have they been acquired with a view to their offer or resale to, persons in circumstances which may give rise to an offer of any shares to the public other than their offer or resale in a Relevant Member State to qualified investors as so defined or in circumstances in which the prior consent of the representatives has been obtained to each such proposed offer or resale.

For the purposes of this provision, the expression an “offer to public” in relation to our common stock in any Relevant Member State means the communication in any form and by any means of sufficient information on the terms of the offer and our common stock to be offered so as to enable an investor to decide to purchase our common stock, as the same may be varied in that Member State by any measure implementing the Prospectus Directive in that Member State, and the expression “Prospectus Directive” means Directive 2003/71/EC (as amended), including by Directive 2010/73/EU and includes any relevant implementing measure in the Relevant Member State.

This European Economic Area selling restriction is in addition to any other selling restrictions set out below.

### **United Kingdom**

In the United Kingdom, this prospectus is only addressed to and directed as qualified investors who are (i) investment professionals falling within Article 19(5) of the Financial Services and Markets Act 2000 (Financial Promotion) Order 2005 (the Order); or (ii) high net worth entities and other persons to whom it may lawfully be communicated, falling within Article 49(2)(a) to (d) of the Order (all such persons together being referred to as “relevant persons”). Any investment or investment activity to which this prospectus relates is available only to relevant persons and will only be engaged with relevant persons. Any person who is not a relevant person should not act or rely on this prospectus or any of its contents.

### **Canada**

The securities may be sold in Canada only to purchasers purchasing, or deemed to be purchasing, as principal that are accredited investors, as defined in National Instrument 45-106 Prospectus Exemptions or subsection 73.3(1) of the Securities Act (Ontario), and are permitted clients, as defined in National Instrument 31-103 Registration Requirements, Exemptions, and Ongoing Registrant Obligations. Any resale of the securities must be made in accordance with an exemption from, or in a transaction not subject to, the prospectus requirements of applicable securities laws.

Securities legislation in certain provinces or territories of Canada may provide a purchaser with remedies for rescission or damages if this prospectus (including any amendment hereto) contains a misrepresentation, provided that the remedies for rescission or damages are exercised by the purchaser within the time limit prescribed by the securities legislation of the purchaser’s province or territory. The purchaser should refer to any applicable provisions of the securities legislation of the purchaser’s province or territory of these rights or consult with a legal advisor.

Pursuant to section 3A.3 of National Instrument 33-105 Underwriting Conflicts (NI 33-105), the underwriters are not required to comply with the disclosure requirements of NI 33-105 regarding underwriter conflicts of interest in connection with this offering.

### **Hong Kong**

The shares may not be offered or sold in Hong Kong by means of any document other than (i) in circumstances which do not constitute an offer to the public within the meaning of the Companies (Winding Up

---

## Table of Contents

and Miscellaneous Provisions) Ordinance (Cap. 32 of the Laws of Hong Kong), or the Companies (Winding Up and Miscellaneous Provisions) Ordinance, or which do not constitute an invitation to the public within the meaning of the Securities and Futures Ordinance (Cap. 571 of the Laws of Hong Kong), or the Securities and Futures Ordinance, or (ii) to “professional investors” as defined in the Securities and Futures Ordinance and any rules made thereunder, or (iii) in other circumstances which do not result in the document being a “prospectus” as defined in the Companies (Winding Up and Miscellaneous Provisions) Ordinance, and no advertisement, invitation or document relating to the shares may be issued or may be in the possession of any person for the purpose of issue (in each case whether in Hong Kong or elsewhere), which is directed at, or the contents of which are likely to be accessed or read by, the public in Hong Kong (except if permitted to do so under the securities laws of Hong Kong) other than with respect to shares which are or are intended to be disposed of only to persons outside Hong Kong or only to “professional investors” in Hong Kong as defined in the Securities and Futures Ordinance and any rules made thereunder.

### **Singapore**

This prospectus has not been registered as a prospectus with the Monetary Authority of Singapore. Accordingly, this prospectus and any other document or material in connection with the offer or sale, or invitation for subscription or purchase, of the shares may not be circulated or distributed, nor may the shares be offered or sold, or be made the subject of an invitation for subscription or purchase, whether directly or indirectly, to persons in Singapore other than (i) to an institutional investor (as defined under Section 4A of the Securities and Futures Act, Chapter 289 of Singapore, or the SFA) under Section 274 of the SFA, (ii) to a relevant person (as defined in Section 275(2) of the SFA) pursuant to Section 275(1) of the SFA, or any person pursuant to Section 275(1A) of the SFA, and in accordance with the conditions specified in Section 275 of the SFA or (iii) otherwise pursuant to, and in accordance with the conditions of, any other applicable provision of the SFA, in each case subject to conditions set forth in the SFA.

Where the shares are subscribed or purchased under Section 275 of the SFA by a relevant person which is a corporation (which is not an accredited investor (as defined in Section 4A of the SFA)) the sole business of which is to hold investments and the entire share capital of which is owned by one or more individuals, each of whom is an accredited investor, the securities (as defined in Section 239(1) of the SFA) of that corporation shall not be transferable for 6 months after that corporation has acquired the shares under Section 275 of the SFA except: (1) to an institutional investor under Section 274 of the SFA or to a relevant person (as defined in Section 275(2) of the SFA), (2) where such transfer arises from an offer in that corporation’s securities pursuant to Section 275(1A) of the SFA, (3) where no consideration is or will be given for the transfer, (4) where the transfer is by operation of law, (5) as specified in Section 276(7) of the SFA or (6) as specified in Regulation 32 of the Securities and Futures (Offers of Investments) (Shares and Debentures) Regulations 2005 of Singapore, or Regulation 32.

Where the shares are subscribed or purchased under Section 275 of the SFA by a relevant person which is a trust (where the trustee is not an accredited investor (as defined in Section 4A of the SFA)) whose sole purpose is to hold investments and each beneficiary of the trust is an accredited investor, the beneficiaries’ rights and interest (howsoever described) in that trust shall not be transferable for 6 months after that trust has acquired the shares under Section 275 of the SFA except: (1) to an institutional investor under Section 274 of the SFA or to a relevant person (as defined in Section 275(2) of the SFA), (2) where such transfer arises from an offer that is made on terms that such rights or interest are acquired at a consideration of not less than \$200,000 (or its equivalent in a foreign currency) for each transaction (whether such amount is to be paid for in cash or by exchange of securities or other assets), (3) where no consideration is or will be given for the transfer, (4) where the transfer is by operation of law, (5) as specified in Section 276(7) of the SFA or (6) as specified in Regulation 32.

---

[Table of Contents](#)

**Japan**

The securities have not been and will not be registered under the Financial Instruments and Exchange Act of Japan (Act No. 25 of 1948, as amended), or the FIEA. The securities may not be offered or sold, directly or indirectly, in Japan or to or for the benefit of any resident of Japan (including any person resident in Japan or any corporation or other entity organized under the laws of Japan) or to others for reoffering or resale, directly or indirectly, in Japan or to or for the benefit of any resident of Japan, except pursuant to an exemption from the registration requirements of the FIEA and otherwise in compliance with any relevant laws and regulations of Japan.

---

[Table of Contents](#)

## LEGAL MATTERS

Cooley LLP, San Francisco, California, which has acted as our counsel in connection with this offering, will pass on certain legal matters with respect to U.S. federal law in connection with this offering. Wilson Sonsini Goodrich & Rosati, P.C., Palo Alto, California, has acted as counsel to the underwriters in connection with this offering.

## EXPERTS

The consolidated financial statements as of July 30, 2016 and July 29, 2017 and for the years ended July 30, 2016 and July 29, 2017 included in this prospectus have been audited by Deloitte & Touche LLP, an independent registered public accounting firm, as stated in their report appearing herein. Such consolidated financial statements have been so included in reliance upon the report of such firm given upon their authority as experts in accounting and auditing.

## WHERE YOU CAN FIND ADDITIONAL INFORMATION

We have filed with the SEC a registration statement on Form S-1 under the Securities Act with respect to the shares of Class A common stock offered by this prospectus. This prospectus, which constitutes a part of the registration statement, does not contain all the information set forth in the registration statement, some of which is contained in exhibits to the registration statement as permitted by the rules and regulations of the SEC. For further information with respect to us and our Class A common stock, we refer you to the registration statement, including the exhibits filed as a part of the registration statement. Statements contained in this prospectus concerning the contents of any contract or any other document are not necessarily complete. If a contract or document has been filed as an exhibit to the registration statement, please see the copy of the contract or document that has been filed. Each statement in this prospectus relating to a contract or document filed as an exhibit is qualified in all respects by the filed exhibit. You may obtain copies of this information by mail from the Public Reference Section of the SEC, 100 F Street, N.E., Room 1580, Washington, D.C. 20549, at prescribed rates. You may obtain information on the operation of the public reference rooms by calling the SEC at 1-800-SEC-0330. The SEC also maintains an internet website that contains reports and other information about issuers, like us, that file electronically with the SEC. The address of that website is [www.sec.gov](http://www.sec.gov).

On the completion of this offering, we will be subject to the information reporting requirements of the Exchange Act, and we will file reports, proxy statements and other information with the SEC. These reports, proxy statements and other information will be available for inspection and copying at the public reference room and website of the SEC referred to above.

We also maintain a website at [www.stitchfix.com](http://www.stitchfix.com). Information contained in, or accessible through, our website is not a part of this prospectus, and the inclusion of our website address in this prospectus is only as an inactive textual reference.



---

[Table of Contents](#)**STITCH FIX, INC.****INDEX TO CONSOLIDATED FINANCIAL STATEMENTS**

	<u>Page</u>
<a href="#">Report of Independent Registered Public Accounting Firm</a>	F-2
Financial Statements:	
<a href="#">Consolidated Balance Sheets</a>	F-3
<a href="#">Consolidated Statements of Operations and Comprehensive Income (Loss)</a>	F-4
<a href="#">Consolidated Statements of Convertible Preferred Stock and Stockholders' Equity</a>	F-5
<a href="#">Consolidated Statements of Cash Flows</a>	F-6
<a href="#">Notes to Consolidated Financial Statements</a>	F-7

F-1

---

[Table of Contents](#)

**REPORT OF INDEPENDENT REGISTERED PUBLIC ACCOUNTING FIRM**

To the Board of Directors and Stockholders of Stitch Fix, Inc.:

We have audited the accompanying consolidated balance sheets of Stitch Fix, Inc. (the “Company”) and its subsidiaries as of July 30, 2016 and July 29, 2017, and the related consolidated statements of operations and comprehensive income (loss), convertible preferred stock and stockholders’ equity, and cash flows for the years ended July 30, 2016 and July 29, 2017. These consolidated financial statements are the responsibility of the Company’s management. Our responsibility is to express an opinion on these consolidated financial statements based on our audits.

We conducted our audits in accordance with the standards of the Public Company Accounting Oversight Board (United States). Those standards require that we plan and perform the audit to obtain reasonable assurance about whether the consolidated financial statements are free of material misstatement. The Company is not required to have, nor were we engaged to perform, an audit of its internal control over financial reporting. Our audits included consideration of internal control over financial reporting as a basis for designing audit procedures that are appropriate in the circumstances, but not for the purpose of expressing an opinion on the effectiveness of the Company’s internal control over financial reporting. Accordingly, we express no such opinion. An audit also includes examining, on a test basis, evidence supporting the amounts and disclosures in the consolidated financial statements, assessing the accounting principles used and significant estimates made by management, as well as evaluating the overall financial statement presentation. We believe that our audits provided a reasonable basis for our opinion.

In our opinion, such consolidated financial statements present fairly, in all material respects, the financial position of Stitch Fix, Inc. and its subsidiaries as of July 30, 2016 and July 29, 2017, and the results of their operations and their cash flows for the years ended July 30, 2016 and July 29, 2017 in conformity with accounting principles generally accepted in the United States of America.

/s/ Deloitte & Touche LLP

San Francisco, California

October 18, 2017

F-2

[Table of Contents](#)

## STITCH FIX, INC.

## Consolidated Balance Sheets

(In thousands, except share and per share amounts)

	As of July 30, 2016	As of July 29, 2017	Pro Forma as of July 29, 2017 (unaudited)
<b>Assets</b>			
Current assets:			
Cash	\$ 91,488	\$ 110,608	\$
Restricted cash	1,391	250	
Inventory, net	44,808	67,592	
Prepaid expenses and other current assets	<u>10,585</u>	<u>19,312</u>	
Total current assets	148,272	197,762	
Property and equipment, net	19,151	26,733	
Deferred tax assets	13,201	19,991	
Restricted cash, net of current portion	8,613	9,100	
Other long-term assets	<u>2,363</u>	<u>3,619</u>	
Total assets	<u>\$191,600</u>	<u>\$ 257,205</u>	
<b>Liabilities, Convertible Preferred Stock and Stockholders' Equity</b>			
Current liabilities:			
Accounts payable	\$ 36,588	\$ 44,238	
Accrued liabilities	29,973	46,363	
Preferred stock warrant liability	7,798	26,679	—
Gift card liability	3,197	5,190	
Deferred revenue	4,431	7,150	
Other current liabilities	<u>3,086</u>	<u>4,298</u>	
Total current liabilities	85,073	133,918	
Deferred rent, net of current portion	9,541	11,781	
Other long-term liabilities	<u>4,817</u>	<u>7,423</u>	
Total liabilities	99,431	153,122	
Commitments and contingencies (Note 7)			
Convertible preferred stock, \$0.00002 par value – 60,577,280 shares authorized as of July 30, 2016 and July 29, 2017; 59,511,055 shares issued and outstanding as of July 30, 2016 and July 29, 2017; no shares issued and outstanding, pro forma (unaudited); aggregate liquidation preference of \$42,389 as of July 30, 2016 and July 29, 2017			
	42,222	42,222	—
Stockholders' equity:			
Common stock, \$0.00002 par value – 96,000,000 and 100,000,000 shares authorized as of July 30, 2016 and July 29, 2017, respectively; 25,873,434 and 26,834,535 shares issued and outstanding as of July 30, 2016 and July 29, 2017, respectively; 87,411,815 shares issued and outstanding, pro forma (unaudited)			
	—	1	2
Additional paid-in capital	10,938	27,002	95,902
Retained earnings	<u>39,009</u>	<u>34,858</u>	<u>34,858</u>
Total stockholders' equity	<u>49,947</u>	<u>61,861</u>	<u>\$130,762</u>
Total liabilities, convertible preferred stock and stockholders' equity	<u>\$191,600</u>	<u>\$ 257,205</u>	

The accompanying notes are an integral part of the consolidated financial statements.

F-3

[Table of Contents](#)

## STITCH FIX, INC.

## Consolidated Statements of Operations and Comprehensive Income (Loss)

(In thousands, except share and per share amounts)

	2016	2017
Revenue, net	\$ 730,313	\$ 977,139
Cost of goods sold	407,064	542,718
Gross profit	<u>323,249</u>	<u>434,421</u>
Selling, general and administrative expenses	<u>259,021</u>	<u>402,781</u>
Operating income	64,228	31,640
Remeasurement of preferred stock warrant liability	3,019	18,881
Other income, net	<u>(13)</u>	<u>(42)</u>
Income before income taxes	61,222	12,801
Provision for income taxes	<u>28,041</u>	<u>13,395</u>
Net income (loss) and comprehensive income (loss)	<u>\$ 33,181</u>	<u>\$ (594)</u>
Net income (loss) attributable to common stockholders:		
Basic	<u>\$ 8,211</u>	<u>\$ (594)</u>
Diluted	<u>\$ 9,496</u>	<u>\$ (594)</u>
Earnings (loss) per share attributable to common stockholders:		
Basic	<u>\$ 0.36</u>	<u>\$ (0.02)</u>
Diluted	<u>\$ 0.34</u>	<u>\$ (0.02)</u>
Shares used to compute earnings (loss) per share attributable to common stockholders:		
Basic	<u>22,729,890</u>	<u>24,973,931</u>
Diluted	<u>27,882,844</u>	<u>24,973,931</u>
Pro forma earnings per share attributable to common stockholders (unaudited):		
Basic		<u>\$ 0.21</u>
Diluted		<u>\$ 0.20</u>
Shares used in computing pro forma earnings per share attributable to common stockholders (unaudited):		
Basic		<u>85,551,211</u>
Diluted		<u>90,908,541</u>

The accompanying notes are an integral part of the consolidated financial statements.

[Table of Contents](#)

## STITCH FIX, INC.

## Consolidated Statements of Convertible Preferred Stock and Stockholders' Equity

(In thousands, except share amounts)

	Convertible Preferred Stock		Common Stock		Additional Paid-In Capital	Retained Earnings	Total Stockholders' Equity
	Shares	Amount	Shares	Amount			
Balance as of August 1, 2015	59,511,055	\$42,222	24,933,448	\$ —	\$ 2,711	\$ 5,828	\$ 8,539
Compensation expense related to a stock sale by an employee	—	—	—	—	4,810	—	4,810
Issuance of common stock upon exercise of stock options, net of amount related to early exercised options of \$85	—	—	939,986	—	351	—	351
Vesting of early exercised options	—	—	—	—	1,095	—	1,095
Stock-based compensation expense	—	—	—	—	1,908	—	1,908
Excess tax benefit related to stock-based compensation	—	—	—	—	63	—	63
Net income	—	—	—	—	—	33,181	33,181
Balance as of July 30, 2016	<u>59,511,055</u>	<u>\$42,222</u>	<u>25,873,434</u>	<u>\$ —</u>	<u>\$ 10,938</u>	<u>\$39,009</u>	<u>\$ 49,947</u>
Compensation expense related to certain stock sales by current and former employees	—	—	—	—	9,699	—	9,699
Issuance of common stock upon exercise of stock options, net of amount related to early exercised options of \$642	—	—	1,462,434	—	1,704	—	1,704
Vesting of early exercised options	—	—	—	1	890	—	891
Repurchase of common stock	—	—	(501,333)	—	—	(3,557)	(3,557)
Stock-based compensation expense	—	—	—	—	3,709	—	3,709
Excess tax benefit related to stock-based compensation	—	—	—	—	62	—	62
Net loss	—	—	—	—	—	(594)	(594)
Balance as of July 29, 2017	<u>59,511,055</u>	<u>\$42,222</u>	<u>26,834,535</u>	<u>\$ 1</u>	<u>\$ 27,002</u>	<u>\$34,858</u>	<u>\$ 61,861</u>

The accompanying notes are an integral part of the consolidated financial statements

[Table of Contents](#)
**STITCH FIX, INC.**
**Consolidated Statements of Cash Flows**
**(In thousands)**

	<u>2016</u>	<u>2017</u>
<b>Cash Flows from Operating Activities</b>		
Net income (loss)	\$ 33,181	\$ (594)
Adjustments to reconcile net income (loss) to net cash provided by operating activities:		
Deferred income taxes	(5,869)	(6,728)
Remeasurement of preferred stock warrant liability	3,019	18,881
Inventory reserve	5,941	3,591
Compensation expense related to certain stock sales by current and former employees	4,810	9,699
Stock-based compensation expense	1,850	3,545
Excess tax benefit related to stock-based compensation expense	(63)	(62)
Depreciation and amortization	3,544	7,655
Changes in operating assets and liabilities:		
Inventory	(26,509)	(26,375)
Prepaid expenses and other assets	(9,504)	(7,596)
Accounts payable	10,192	7,841
Accrued liabilities	10,904	17,748
Deferred revenue	1,574	2,719
Gift card liability	1,530	1,993
Other liabilities	10,516	6,307
<b>Net cash provided by operating activities</b>	<u>45,116</u>	<u>38,624</u>
<b>Cash Flows from Investing Activities</b>		
Purchases of property and equipment	(15,238)	(17,165)
Proceeds from sale of property and equipment	—	35
<b>Net cash used in investing activities</b>	<u>(15,238)</u>	<u>(17,130)</u>
<b>Cash Flows from Financing Activities</b>		
Proceeds from the exercise of stock options	436	2,346
Excess tax benefit related to stock-based compensation expense	63	62
Repurchase of common stock	—	(3,557)
Payment of deferred offering costs	—	(1,879)
<b>Net cash (used in) provided by financing activities</b>	<u>499</u>	<u>(3,028)</u>
Net increase in cash and restricted cash	30,377	18,466
Cash and restricted cash at beginning of period	71,115	101,492
Cash and restricted cash at end of period	<u>\$101,492</u>	<u>\$119,958</u>
<b>Components of cash and restricted cash</b>		
Cash	\$ 91,488	\$110,608
Restricted cash – current portion	1,391	250
Restricted cash – long-term portion	8,613	9,100
Total cash and restricted cash	<u>\$101,492</u>	<u>\$119,958</u>
<b>Supplemental Disclosure</b>		
Cash paid for income taxes	<u>\$ 39,387</u>	<u>\$ 28,023</u>
<b>Supplemental Disclosure of Non-Cash Investing and Financing Activities</b>		
Purchases of property and equipment included in accounts payable and accrued liabilities	\$ 2,177	\$ 111
Capitalized stock-based compensation	58	164
Leasehold improvements paid by landlord	249	—
Vesting of early exercised options	1,095	891
Deferred offering costs included in accrued liabilities	—	508

The accompanying notes are an integral part of the consolidated financial statements.

F-6



---

[Table of Contents](#)**STITCH FIX, INC.****Notes to Consolidated Financial Statements****1. Description of Business**

Stitch Fix, Inc. (“we,” “our,” “us” or “the Company”) delivers one-to-one personalization to our clients through the combination of data science and human judgment. Our stylists hand select items from a broad selection of merchandise. Stylists pair their own judgment with our analysis of client and merchandise data to provide a personalized shipment of apparel, shoes and accessories suited to each client’s needs. We call each of these unique shipments a Fix. After receiving a Fix, our clients purchase the items they want to keep and return the other items.

We were founded in 2011 by Katrina Lake, Founder and Chief Executive Officer, and Erin Morrison Flynn, Co-Founder, with the mission to inspire our clients to look, feel and be their best selves. Ms. Flynn left the Company in 2012. We were incorporated in Delaware and have operations in the United States.

**2. Significant Accounting Policies*****Basis of Presentation***

The consolidated financial statements and accompanying notes have been prepared in accordance with accounting principles generally accepted in the United States (“GAAP”). The consolidated financial statements include the accounts of Stitch Fix, Inc. and our wholly owned subsidiaries. All intercompany balances and transactions have been eliminated in consolidation.

Our fiscal year is a 52-week or 53-week period ending on the Saturday closest to July 31. The fiscal years ended July 30, 2016 (“2016”) and July 29, 2017 (“2017”) consisted of 52 weeks.

***Segment Information***

We have one operating segment and one reportable segment as our chief operating decision maker, who is our Chief Executive Officer, reviews financial information on a consolidated basis for purposes of allocating resources and evaluating financial performance. All long-lived assets are located in the United States.

***Use of Estimates***

The preparation of consolidated financial statements in conformity with GAAP requires management to make estimates and assumptions that affect the reported amounts in our consolidated financial statements and accompanying footnotes. Significant estimates and assumptions are used for inventory, stock-based compensation expense, common stock valuation, remeasurement of preferred stock warrant liability, revenue recognition and income taxes. Actual results could differ from those estimates and such differences may be material to the consolidated financial statements.

***Unaudited Pro Forma Balance Sheet Information***

The accompanying unaudited pro forma balance sheet information as of July 29, 2017 assumes conversion of the outstanding shares of our convertible preferred stock and the exercise of the convertible preferred stock warrants into shares of common stock in connection with our initial public offering (“IPO”). The unaudited pro forma stockholders’ equity does not assume any proceeds from the IPO.

---

[Table of Contents](#)

**STITCH FIX, INC.**

**Notes to Consolidated Financial Statements**

***Cash***

Cash consists of bank deposits and amounts in transit from banks for client credit card and debit card transactions that will process in less than seven days.

***Restricted Cash***

Restricted cash represents cash balances held in segregated accounts collateralizing letters of credit for our leased properties as of July 30, 2016 and July 29, 2017.

***Inventory, net***

Inventory consists of finished goods which are recorded at the lower of cost or net realizable value using the specific identification method. The cost of inventory consists of merchandise costs and in-bound freight costs. We establish a reserve for excess and slow-moving inventory we expect to write off based on historical trends. In addition, we estimate and accrue for shrinkage and damage as a percentage of revenue based on historical trends. Inventory shrinkage and damage estimates are made to reduce the inventory value for lost, stolen or damaged items.

The inventory reserve, which reduces inventory in our consolidated balance sheets, was \$12,106,000 and \$15,697,000 as of July 30, 2016 and July 29, 2017, respectively.

***Property and Equipment, net***

Property and equipment, net are recorded at cost less accumulated depreciation and amortization. Depreciation and amortization is recorded on a straight-line basis over the estimated useful lives of the respective assets. Repair and maintenance costs are expensed as incurred.

The estimated useful lives of our assets are as follows:

Computer equipment and capitalized software	3 years
Office furniture and equipment	5 years
Leasehold improvements	Shorter of lease term or estimated useful life

We capitalize eligible costs to develop our proprietary systems, website and mobile app. Capitalization of such costs begins when the preliminary project stage is completed and it is probable that the project will be completed and the software will be used to perform the function intended. A subsequent addition, modification or upgrade to internal-use software is capitalized to the extent that it enhances the software's functionality or extends its useful life. Costs related to design or maintenance are expensed as incurred.

***Deferred Offering Costs***

Deferred offering costs, which consist of direct incremental legal, consulting, banking and accounting fees relating to the anticipated equity offering, are capitalized and will be offset against proceeds upon the consummation of the offering. In the event an anticipated offering is terminated, deferred offering costs will be expensed. As of July 30, 2016, there were no capitalized deferred offering costs in the consolidated balance sheet. As of July 29, 2017, there were \$2,387,000 million of capitalized deferred offering costs in prepaid expenses and other current assets on the consolidated balance sheet.

---

[Table of Contents](#)**STITCH FIX, INC.****Notes to Consolidated Financial Statements*****Impairment of Long-Lived Assets***

We review our long-lived assets for impairment whenever events or changes in circumstances indicate the carrying amount of an asset may not be recoverable. Recoverability of assets held and used is measured by comparison of the carrying amount of an asset to the future undiscounted cash flows expected to be generated from the use of the asset and its eventual disposition. If such assets are considered to be impaired, the impairment to be recognized is measured as the amount by which the carrying amount exceeds the fair value of the impaired assets. Assets to be disposed of are reported at the lower of their carrying amount or fair value less cost to sell. We have not recorded an impairment of long-lived assets since inception.

***Preferred Stock Warrant Liability***

We record our preferred stock warrants as current liabilities in the consolidated balance sheets at their estimated fair value because the warrants are exercisable at any time by the holders for cash at a purchase price per share equal to the lowest price per share at which we have sold shares of a specific series of our preferred stock or a number of shares of equivalent value as determined by a specified calculation. At initial recognition, we recorded these warrants at their estimated fair value. The liability associated with these warrants is subject to remeasurement at each balance sheet date, with changes in fair value recorded as remeasurement of preferred stock warrant liability in the consolidated statements of operations. We will continue to remeasure these warrants until the earlier of the expiration or exercise of the warrants. In connection with the IPO, our warrants will be automatically exercised for no consideration.

***Revenue Recognition***

We generate revenue from the sale of merchandise in a Fix. Clients create an online account on our website or mobile app, complete a style profile and order a Fix to be delivered on a specified date.

Each Fix represents an offer made by us to the client to purchase merchandise. The client is charged a nonrefundable \$20 upfront styling fee before the Fix is shipped. If the offer to purchase merchandise is accepted, we charge the client the order amount for the accepted merchandise, net of the upfront styling fee. Acceptance occurs when the client checks out the merchandise on our website or mobile app. We offer a 25% discount to clients that purchase all of the items in the Fix.

Our revenue arrangements consist of one unit of account, which is the sale of merchandise. The upfront styling fee is not a separate deliverable as there is no stand-alone value related to the styling activity. The upfront styling fee is included in deferred revenue until all revenue recognition criteria are met.

We recognize revenue when the following criteria are met: (1) persuasive evidence of an arrangement exists; (2) delivery has occurred; (3) the selling price is fixed or determinable; and (4) collectability is reasonably assured. These criteria are met when the client accepts or rejects the offer to purchase merchandise. Upon acceptance, the total amount of the order, including the upfront styling fee, is recognized as revenue. If none of the items within the Fix are accepted, the upfront styling fee is recognized as revenue at that time. If a client would like to exchange an item, we recognize revenue at the time the client receives the new item, as that is when all revenue recognition criteria are met.

We deduct discounts, sales tax and estimated refunds to arrive at net revenue. Sales tax collected from clients is not considered revenue and is included in accrued liabilities until remitted to the taxing authorities. Discounts are recorded as a reduction to revenue when the order is accepted. We record a refund reserve

---

[Table of Contents](#)**STITCH FIX, INC.****Notes to Consolidated Financial Statements**

based on our historical refund patterns. Our refund reserve which was included in accrued liabilities in the consolidated balance sheets was \$1,031,000 and \$1,616,000 as of July 30, 2016 and July 29, 2017, respectively.

Deferred revenue related to upfront styling fees and exchanges totaled \$4,431,000 and \$7,150,000 as of July 30, 2016 and July 29, 2017, respectively. Deferred shipping costs related to Fixes shipped at period end but not checked out were \$1,040,000 and \$1,290,000 as of July 30, 2016 and July 29, 2017, respectively, and are included within prepaid expenses and other current assets in the consolidated balance sheets.

We sell gift cards to clients and establish a liability based upon the face value of such gift cards. We reduce the liability and recognize revenue upon the redemption of the gift card. If a gift card is not redeemed, we will recognize revenue when the likelihood of its redemption becomes remote. We have not recognized any revenue related to unredeemed gift cards as we do not have sufficient historical data available to estimate when the likelihood of redemption becomes remote.

***Cost of Goods Sold***

Cost of goods sold consists of the costs of merchandise, expenses for shipping to and from clients and inbound freight, inventory write-offs and changes in our inventory reserve, payment processing fees and packaging material costs.

***Selling, General and Administrative Expenses***

Selling, general and administrative expenses consist primarily of compensation and benefits costs, including stock-based compensation expense, for our employees including our stylists, fulfillment center operations, data analytics, merchandising, engineering, client experience, marketing and corporate personnel. Selling, general and administrative expenses also include marketing and advertising, third-party logistics costs, facility costs for our fulfillment centers and offices, professional services fees, information technology and depreciation and amortization.

***Advertising Expenses***

Costs associated with the production of advertising, such as writing, copy, printing and other production costs are expensed as incurred. Costs associated with communicating advertising on television and radio are expensed the first time the advertisement is run. Online advertising costs are expensed as incurred. Advertising costs totaled \$25,034,000, and \$70,529,000 for 2016 and 2017, respectively, and were included within selling, general and administrative expenses in the consolidated statements of operations.

***Marketing Programs***

We have a client referral program under which we issue credits for future purchases to clients when the referral results in a new client who has ordered a Fix. We record a liability at the time of issuing the credit and reduce the liability upon application of the credit to a client's purchase. Our liability for client referral credits amounted to \$1,922,000 and \$2,320,000 as of July 30, 2016 and July 29, 2017, respectively. We also have an affiliate program under which we make cash payments to lifestyle or fashion bloggers or others who refer clients in high volumes. Amounts related to both of these programs are recognized within selling, general and administrative expenses in the consolidated statements of operations.

---

[Table of Contents](#)**STITCH FIX, INC.****Notes to Consolidated Financial Statements*****Leases***

We recognize rent expense over the term of the lease, starting when the property is made available for use to us by the landlord. When a lease contains a predetermined fixed rent escalation, we recognize the related rent expense on a straight-line basis and record the difference between the recognized rent expense and the amounts paid under the lease as deferred rent included in other current liabilities and deferred rent, net of current portion, on the consolidated balance sheets. We also receive tenant allowances upon entering into certain leases, which are recorded as a liability and amortized using the straight-line method as a reduction to rent expense over the term of the lease.

***Income Taxes***

We account for income taxes using the asset and liability method, under which deferred tax assets and liabilities are recognized for the expected future tax consequences of temporary differences between the financial reporting and tax bases of assets and liabilities and for operating losses and tax credit carryforwards. Deferred tax assets and liabilities are measured using the currently enacted tax rates that apply to taxable income in effect for the years in which they are expected to be realized or settled.

We believe that it is more likely than not that forecasted income, potential income from tax planning strategies, together with future reversals of existing taxable temporary differences and results of recent operations, will be sufficient to fully recover the deferred tax assets. In the event that we determine all or part of the net deferred tax assets are not realizable in the future, we would record a valuation allowance.

We recognize tax benefits from uncertain tax positions only if it is more likely than not that the tax position will be sustained on examination by the taxing authorities, based on the technical merits of the position. The tax benefits recognized in the consolidated financial statements from such positions are then measured based on the largest benefit that has a greater than 50% likelihood of being realized upon ultimate settlement. We recognize interest and penalties related to unrecognized tax benefits, if any, as income tax expense.

***Stock-Based Compensation Expense***

We measure stock-based compensation expense associated with option awards made to employees and members of our board of directors based on the estimated fair values of the awards at grant date using the Black-Scholes option-pricing model. For options with service conditions only, stock-based compensation expense is recognized, net of forfeitures, over the requisite service period using the straight-line method such that an expense is only recognized for those awards that we expect to vest. Forfeitures are estimated at the time of grant and revised, if necessary, in subsequent periods if actual forfeitures differ from those estimates.

We have granted certain option awards which contain both service and performance conditions. The service condition will be satisfied ratably over the 24 month period following the fourth anniversary of the grant date. The performance condition will be satisfied upon the occurrence of an IPO within 12 months of the grant date. Expense related to awards which contain both service and performance conditions is recognized using the accelerated attribution method. No expense will be recorded related to these awards until the performance condition becomes probable of occurring which is upon consumation of the IPO.

For stock options granted to non-employees, we determined that the estimated fair value of the stock options is more readily measurable than the fair value of the services received. The fair value of stock

---

[Table of Contents](#)**STITCH FIX, INC.****Notes to Consolidated Financial Statements**

options granted to non-employees is calculated at each grant date and re-measured at each reporting date using the Black-Scholes option-pricing model and the resulting change in value, if any, is recognized in our consolidated statements of operations for the periods in which the related services are rendered.

***Comprehensive Income (Loss)***

Comprehensive income (loss) represents net income (loss) for the period plus the results of certain other changes to stockholders' equity. Our net income (loss) was equal to our comprehensive income (loss) for 2016 and 2017.

***Unaudited Pro Forma Earnings Per Share Attributable to Common Stockholders***

The unaudited pro forma basic and diluted earnings per share attributable to common stockholders assume the automatic conversion of the convertible preferred stock and warrants into shares of common stock using the if-converted method upon the completion of this IPO as though the conversion and exercise had occurred as of the beginning of the period.

***Concentration of Credit Risks***

The majority of our cash is held by three financial institutions within the United States. Our cash balances held by these institutions may exceed federally insured limits. The associated risk of concentration for cash is mitigated by banking with credit-worthy institutions. No client accounted for greater than 10% of total revenue, net for 2016 or 2017.

***Recently Issued Accounting Pronouncements***

In May 2014, the Financial Accounting Standards Board ("FASB") issued Accounting Standards Update ("ASU") No. 2014-09, *Revenue from Contracts with Customers (Topic 606)*, or ASU 2014-09, which amended the existing FASB Accounting Standards Codification. ASU 2014-09 establishes a principle for recognizing revenue upon the transfer of promised goods or services to customers, in an amount that reflects the expected consideration received in exchange for those goods or services and also provides guidance on the recognition of costs related to obtaining and fulfilling customer contracts. We expect to adopt this standard in our first quarter of 2019. We are in the process of evaluating the impact this standard will have on our consolidated financial statements. As part of our process, we are still assessing the adoption methodology, which allows the amendment to be applied either retrospectively to each prior period presented or with the cumulative effect recognized as of the date of initial application.

In July 2015, the FASB issued ASU No. 2015-11, *Inventory: Simplifying the Measurement of Inventory (Topic 330)*. The new guidance replaces the current inventory measurement requirement of lower of cost or market with the lower of cost or net realizable value. We early adopted this standard beginning in 2017, which had no impact on our consolidated financial statements.

In February 2016, the FASB issued ASU No. 2016-02, *Leases (Topic 842)*, or ASU 2016-02, which requires lessees to record most leases on their balance sheets but recognize the expenses on their income statements in a manner similar to current practice. ASU 2016-02 states that a lessee would recognize a lease liability for the obligation to make lease payments and a right-to-use asset for the right to use the underlying asset for the lease term. We expect to adopt this standard in our first quarter of 2020. We are currently evaluating the impact that this standard will have on our consolidated financial statements but we expect that it will result in a substantial increase in our long-term assets and liabilities.

---

[Table of Contents](#)

## STITCH FIX, INC.

## Notes to Consolidated Financial Statements

In March 2016, the FASB issued ASU No. 2016-09, *Compensation – Stock Compensation: Improvements to Employee Share-Based Payment Accounting (Topic 718)*, which simplifies the accounting and reporting of share-based payment transactions, including adjustments to how excess tax benefits and payments for tax withholdings should be classified and provides the election to eliminate the estimate for forfeitures. We expect to adopt this standard in our first quarter of 2018. We do not expect the adoption of this standard to have a material impact on our consolidated financial statements.

In October 2016, the FASB issued ASU No. 2016-16, *Income Taxes: Intra-Entity Transfers of Assets Other Than Inventory (Topic 740)*, which amends existing guidance on the recognition of current and deferred income tax impacts for intra-entity asset transfers other than inventory. This amendment should be applied on a modified retrospective basis. We expect to adopt this standard in 2019 and are currently evaluating the impact that it will have on our consolidated financial statements.

In November 2016, the FASB issued ASU No. 2016-18, *Statement of Cash Flows: Restricted Cash (Topic 230)*, or ASU 2016-18. ASU 2016-18 requires that the statement of cash flows explains the change during the period in the total cash, cash equivalents and restricted cash. We early adopted this standard beginning in 2017 and have retroactively adjusted the consolidated statements of cash flows for all periods presented.

**3. Fair Value Measurements**

We disclose and recognize the fair value of our assets and liabilities using a hierarchy that prioritizes the inputs to valuation techniques used to measure fair value. Fair value is defined as the price that would be received to sell an asset or paid to transfer a liability (an exit price) in an orderly transaction between market participants at the measurement date. The guidance establishes three levels of the fair value hierarchy as follows:

*Level 1* – Inputs are unadjusted, quoted prices in active markets for identical assets or liabilities at the measurement date;

*Level 2* – Inputs are observable, unadjusted quoted prices in active markets for similar assets or liabilities, unadjusted quoted prices for identical or similar assets or liabilities in markets that are not active, or other inputs that are observable or can be corroborated by observable market data for substantially the full term of the related assets or liabilities; and

*Level 3* – Unobservable inputs that are significant to the measurement of the fair value of the assets or liabilities that are supported by little or no market data.

Our financial instruments consist of cash, accounts payable, accrued liabilities and the preferred stock warrant liability. At July 30, 2016 and July 29, 2017, the carrying values of cash, accounts payable and accrued liabilities approximated fair value due to their short-term maturities.

[Table of Contents](#)
**STITCH FIX, INC.**
**Notes to Consolidated Financial Statements**

The following table sets forth our financial instruments that were measured at fair value on a recurring basis based on the fair value hierarchy (in thousands):

	<b>July 30, 2016</b>			<b>Total</b>
	<b>Level 1</b>	<b>Level 2</b>	<b>Level 3</b>	
Financial Liabilities:				
Preferred stock warrant liability	\$ —	\$ —	\$ 7,798	\$ 7,798
Total	<u>\$ —</u>	<u>\$ —</u>	<u>\$ 7,798</u>	<u>\$ 7,798</u>

	<b>July 29, 2017</b>			<b>Total</b>
	<b>Level 1</b>	<b>Level 2</b>	<b>Level 3</b>	
Financial Liabilities:				
Preferred stock warrant liability	\$ —	\$ —	\$26,679	\$26,679
Total	<u>\$ —</u>	<u>\$ —</u>	<u>\$26,679</u>	<u>\$26,679</u>

There were no transfers of financial assets or liabilities into or out of Level 1, Level 2 or Level 3 for 2016 and 2017. The key assumptions used in the Black-Scholes option-pricing model for the valuation of the preferred stock warrant liability upon remeasurement were as follows:

	<b>July 30, 2016</b>	<b>July 29, 2017</b>
Expected term (in years)	3.0	2.0
Fair value of underlying shares	\$ 7.49	\$25.09
Volatility	38.2%	43.8%
Risk-free interest rate	0.8%	1.3%
Dividend yield	— %	— %

Generally, increases or decreases in the fair value of the underlying convertible preferred stock would result in a directionally similar impact in the fair value measurement of the associated warrant liability.

The following table sets forth a summary of the changes in the fair value of the preferred stock warrant liability (in thousands):

	<b>2016</b>	<b>2017</b>
Beginning balance	\$4,779	\$ 7,798
Change in fair value	<u>3,019</u>	<u>18,881</u>
Ending balance	<u>\$7,798</u>	<u>\$26,679</u>



[Table of Contents](#)
**STITCH FIX, INC.**
**Notes to Consolidated Financial Statements**
**4. Property and Equipment, net**

Property and equipment, net consisted of the following (in thousands):

	<u>July 30, 2016</u>	<u>July 29, 2017</u>
Computer equipment	\$ 3,440	\$ 5,086
Office furniture and equipment	2,341	4,514
Leasehold improvements	6,974	14,693
Capitalized software	6,443	11,481
Construction in progress	4,199	1,618
Total property and equipment	<u>23,397</u>	<u>37,392</u>
Less: accumulated depreciation and amortization	<u>(4,246)</u>	<u>(10,659)</u>
Property and equipment, net	<u>\$19,151</u>	<u>\$ 26,733</u>

Depreciation and amortization expense for 2016 and 2017 was \$3,544,000 and \$7,655,000, respectively.

**5. Accrued Liabilities**

Accrued liabilities consisted of the following (in thousands):

	<u>July 30, 2016</u>	<u>July 29, 2017</u>
Compensation and benefits	\$ 7,673	\$ 9,632
Inventory purchases	6,302	11,186
Advertising	2,831	9,995
Sales taxes	2,646	3,702
Shipping and freight	4,517	3,390
Property and equipment	1,656	—
Other	4,348	8,458
Total accrued liabilities	<u>\$29,973</u>	<u>\$46,363</u>

**6. Preferred Stock Warrant Liability**

In 2012 and 2013, in connection with financing arrangements, we issued warrants to purchase shares of our convertible preferred stock. For one of the financing arrangements, we issued warrants to purchase 375,230 shares of Series Seed convertible preferred stock at an exercise price of \$0.1066 per share and 66,265 shares of Series A convertible preferred stock at an exercise price of \$0.22636 per share. For the second financing arrangement, we issued warrants for the purchase of, at the warrant holder's option, either (a) 624,730 shares of Series A-1 convertible preferred stock at an exercise price of \$0.2401 per share or (b) 308,315 shares of Series B convertible preferred stock at an exercise price of \$0.486516 per share. The warrants are exercisable and expire ten years from the date of issuance. The warrants will be automatically exercised in connection with the IPO or upon a change of control event. A change in control event is defined as any sale, license, or other disposition of all or substantially all of our assets, or any reorganization, consolidation, merger or other transaction involving us. The warrants remained outstanding as of July 30, 2016 and July 29, 2017.

---

[Table of Contents](#)

**STITCH FIX, INC.**

**Notes to Consolidated Financial Statements**

**7. Commitments and Contingencies**

***Leases***

We have entered into various lease arrangements for our corporate offices and fulfillment centers. Such leases generally have original lease terms between five and eight years. We had security deposits totaling \$1,549,000 and \$1,315,000 as of July 30, 2016 and July 29, 2017, respectively. We have letters of credit totaling \$10,004,000 and \$9,350,000 as of July 30, 2016 and July 29, 2017, respectively, which are collateralized by time deposits.

A schedule of the future minimum rental commitments under our non-cancellable operating lease agreements as of July 29, 2017 is as follows (in thousands):

	<u>Amounts</u>
2018	\$15,643
2019	16,495
2020	16,683
2021	15,972
2022	13,984
Thereafter	14,441
Total	<u>\$93,218</u>

Total rent expense classified within selling, general and administrative expenses in the consolidated statements of operations totaled \$11,055,000 and \$16,562,000 for 2016 and 2017, respectively.

***Contingencies***

We record a loss contingency when it is probable that a liability has been incurred and the amount of the loss can be reasonably estimated. We also disclose material contingencies when we believe a loss is not probable but reasonably possible. Accounting for contingencies requires us to use judgment related to both the likelihood of a loss and the estimate of the amount or range of loss. Although we cannot predict with assurance the outcome of any litigation or tax matters, we do not believe there are currently any such actions that, if resolved unfavorably, would have a material impact on our operating results, financial position and cash flows.

***Indemnifications***

In the ordinary course of business, we may provide indemnifications of varying scope and terms to vendors, directors, officers and other parties with respect to certain matters. We have not incurred any material costs as a result of such indemnifications and have not accrued any liabilities related to such obligations in our consolidated financial statements.

[Table of Contents](#)
**STITCH FIX, INC.**
**Notes to Consolidated Financial Statements**
**8. Convertible Preferred Stock**

Convertible preferred stock consisted of the following as of July 30, 2016 and July 29, 2017 (in thousands, except share data):

	<u>Shares Authorized</u>	<u>Shares Outstanding</u>	<u>Net Carrying Value</u>	<u>Liquidation Preference</u>
Series Seed	7,457,785	7,082,555	\$ 754	\$ 754
Series A	11,715,050	11,648,785	2,602	2,637
Series A-1	9,571,715	8,946,985	2,147	2,147
Series B	24,358,445	24,358,445	11,756	11,851
Series C	7,474,285	7,474,285	24,963	25,000
Total	<u>60,577,280</u>	<u>59,511,055</u>	<u>\$42,222</u>	<u>\$ 42,389</u>

Significant provisions of the convertible preferred stock are as follows:

*Dividends* – The holders of convertible preferred stock are entitled to receive, on a pari passu basis, non-cumulative dividends prior and in preference to any declaration or payment of any dividends to the holders of common stock, when and if declared by the board of directors, at annual rates equal to 6% of original issue price per share for Series Seed, Series A, Series A-1, Series B and Series C convertible preferred stock, as adjusted for stock splits, stock dividends, reclassifications or the like. Holders of convertible preferred stock are also entitled to participate in dividends on the common stock on an as-converted basis. No dividends have been declared by the board of directors or paid since inception.

*Conversion* – At the option of the holder, each share of convertible preferred stock is convertible into fully paid and non-assessable shares of common stock. As of July 30, 2016 and July 29, 2017, each share of convertible preferred stock was convertible into one share of common stock, subject to adjustment for stock splits, stock dividends and the like. The conversion price of each series of convertible preferred stock is subject to weighted-average adjustment if we issue additional shares of common stock after the applicable original issue date of such series of convertible preferred stock without consideration or for consideration per share less than the conversion price for such series of convertible preferred stock, subject to customary exceptions. Each share of preferred stock automatically converts into the number of shares of common stock into which such shares are convertible at the then applicable conversion ratio upon (i) the closing of the sale of shares of common stock in a public offering resulting in gross proceeds of at least \$30,000,000 and the listing of our common stock on the Nasdaq Global Select Market, or (ii) the consent of the holders of a majority of the outstanding convertible preferred stock, voting as a single class on an as-converted basis.

*Liquidation* – In the event of any voluntary or involuntary liquidation, dissolution or winding up of Stitch Fix, Inc. (a “liquidation event”), holders of convertible preferred stock are entitled to receive, prior and in preference to holders of common stock, an amount equal to the greater of (i) the applicable original issue price for each series of convertible preferred stock (\$0.1066, \$0.22636, \$0.2401, \$0.486516 and \$3.344798 per share for Series Seed, Series A, Series A-1, Series B and Series C, respectively, as adjusted for stock splits, stock dividends and the like), plus any declared and unpaid dividends and (ii) the amount per share that would have been payable if all shares of convertible preferred stock were converted into common stock subject to the applicable conversion rights. If upon occurrence of such an event, the assets and funds to be distributed among the holders of convertible preferred stock are insufficient to permit the payment to such holders, our entire assets and funds legally available for distribution will be distributed

---

[Table of Contents](#)**STITCH FIX, INC.****Notes to Consolidated Financial Statements**

ratably among the holders. Upon completion of the distribution to the holders of the convertible preferred stock, all remaining legally available assets will be distributed ratably to the holders of common stock. A liquidation event will be deemed to have occurred (unless waived by the holders of the majority of the outstanding shares of convertible preferred stock) upon (i) a consolidation, reorganization or merger of the Company, other than any consolidation, reorganization or merger in which the Company's stockholders of record as of immediately prior to such transaction will continue to hold a majority of the voting power of the surviving company of such transaction, (ii) a transfer of shares of the Company representing a majority of the voting power of the Company, other than for equity financing purposes or (iii) a sale, lease, exclusive license or other disposition of all or substantially all of the assets of the Company.

*Voting* – Each share of convertible preferred stock is entitled to the number of votes equal to the number of shares of common stock into which such share could be converted on the record date for the vote or consent of the stockholders, except as otherwise required by law or other provisions of the Certificate of Incorporation and generally have voting rights and powers equal to the voting rights and powers of the common stockholders. For so long as at least 3,250,000 shares of Series B convertible preferred stock, as adjusted for stock splits, stock dividends and the like, remain outstanding, the holders of Series B convertible preferred stock, voting as a separate class, are entitled to elect one member of the board of directors. For so long as at least 950,000 shares of Series Seed convertible preferred stock, as adjusted for stock splits, stock dividends and the like, remain outstanding, the holders of Series Seed convertible preferred stock, voting as a separate class, are entitled to elect one member of the board of directors. The holders of Common Stock, voting as a separate class, are entitled to elect two members of the board of directors. The holders of convertible preferred stock and common stock, voting as a single class on an as-converted basis, are entitled to elect all remaining members of the board of directors.

*Protective Provisions* – For so long as at least 2,000,000 shares of convertible preferred stock, as adjusted for stock splits, stock dividends and the like, remain outstanding, the holders of convertible preferred stock have certain protective provisions whereby the Company cannot, without the written consent or affirmative vote of the holders of the majority of outstanding shares of convertible preferred stock, voting together as a single class on an as-converted basis (i) authorize or designate any new class or series of stock or any other securities convertible into equity securities of the Company ranking on a parity with or senior to the convertible preferred stock in respect to redemption rights, liquidation preference, voting or dividend rights, or increase the authorized or designated number of any such class or series; (ii) redeem or repurchase stock, pay or declare dividends or make other distributions in respect of stock, subject to certain exceptions; (iii) consummate a transaction that would be a liquidation event, or other merger or consolidation or enter into any agreement by the Company or its stockholders regarding a liquidation event or other merger or consolidation; (iv) amend, alter or repeal any provision of the Certificate of Incorporation of the Company or the Amended and Restated Bylaws of the Company; (v) increase or decrease the authorized number of members of the board of directors; (vi) increase or decrease the authorized number of shares of common stock or convertible preferred stock or any series thereof; (vii) consummate or enter into any transaction with the Company's executive officers or their affiliates, subject to certain exceptions; or (viii) create, permit the creation of or hold capital stock in any direct or indirect subsidiary that is not wholly owned by the Company.

The holders of Series A, Series B and Series C convertible preferred stock each have additional protective provisions whereby, we cannot, so long as 1,221,780 shares, 2,435,835 shares and 747,430 shares, respectively, as adjusted for stock splits, stock dividends and the like, remain outstanding, without the written consent or voting approval of the holders of a majority of the then outstanding shares of the respective series of convertible preferred stock, take any action that: (i) amends, alters or repeals any

---

[Table of Contents](#)

**STITCH FIX, INC.**

**Notes to Consolidated Financial Statements**

powers, preferences or rights of such series of convertible preferred stock, so as to affect them adversely and in a manner disproportionate to other series of preferred stock; or (ii) increases or decreases the authorized number of shares of such series of convertible preferred stock.

*Other* – We classify our convertible preferred stock outside of stockholders' equity because the shares contain certain liquidation features that are not solely within our control. During 2016 and 2017, we did not adjust the carrying value of the convertible preferred stock to the deemed liquidation value of such shares as a qualifying liquidation event was not probable. Subsequent adjustments to increase the carrying values to the ultimate redemption values will be made only when it becomes probable that such a liquidation event will occur.

**9. Stockholders' Equity**

***Common Stock***

We had reserved shares of common stock, on an as-converted basis, for future issuance as follows:

	<u>July 30, 2016</u>	<u>July 29, 2017</u>
Convertible preferred stock outstanding	59,511,055	59,511,055
Options issued and outstanding	7,744,323	10,218,912
Shares available for future stock option grants	3,101,370	2,023,424
Convertible preferred stock warrants	<u>1,066,225</u>	<u>1,066,225</u>
Total	<u>71,422,973</u>	<u>72,819,616</u>

***Equity Incentive Plan***

In 2011, we adopted the 2011 Equity Incentive Plan (the "Plan"). The Plan provides for the granting of stock-based awards to employees, including directors and non-employees under terms and provisions established by the board of directors. The number of shares authorized for issuance under the Plan was 20,364,297 as of July 30, 2016 and 23,223,374 as of July 29, 2017, of which 3,101,370 and 2,023,424 were available for grant, respectively.

[Table of Contents](#)
**STITCH FIX, INC.**
**Notes to Consolidated Financial Statements**

Under the Plan, we may grant incentive stock options or nonqualified stock options as well as restricted stock units, restricted stock and stock appreciation rights. As of July 30, 2016 and July 29, 2017, we have only issued incentive and nonqualified stock options under the Plan. Employee stock options generally vest 25% on the first anniversary of the grant date with the remaining vesting ratably over the next three years. Options generally expire after 10 years. Stock option activity under the Plan is as follows:

	Shares Available for Grant	Number of Options	Options Outstanding		
			Weighted-Average Exercise Price	Weighted-Average Remaining Contractual Life (years)	Aggregate Intrinsic Value
Balance – August 1, 2015	1,923,798	7,345,774	\$ 0.87	8.90	\$ 14,071,000
Authorized	2,516,107	—	—		
Granted	(2,020,725)	2,020,725	\$ 3.83		
Exercised	—	(939,986)	\$ 0.46		
Cancelled	682,190	(682,190)	\$ 1.38		
Balance – July 30, 2016	<u>3,101,370</u>	<u>7,744,323</u>	\$ 1.64	8.41	\$ 25,567,000
Authorized	2,859,077	—	—		
Granted	(5,061,944)	5,061,944	\$ 12.86		
Exercised	—	(1,462,434)	\$ 1.60		
Cancelled	1,124,921	(1,124,921)	\$ 2.34		
Balance – July 29, 2017	<u>2,023,424</u>	<u>10,218,912</u>	\$ 7.12	8.53	\$166,670,455
Options vested and exercisable – July 30, 2016		<u>2,157,623</u>	\$ 0.53	7.44	\$ 9,526,000
Options vested and expected to vest – July 30, 2016		<u>6,995,156</u>	\$ 1.57	8.35	\$ 23,563,000
Options vested and exercisable – July 29, 2017		<u>2,599,565</u>	\$ 1.12	6.84	\$ 57,996,295
Options vested and expected to vest – July 29, 2017		<u>8,692,560</u>	\$ 6.24	8.36	\$149,392,696

The total grant date fair value of options that vested during 2016 and 2017 was \$1,458,000 and \$2,562,000, respectively. The aggregate intrinsic value of options exercised during 2016 and 2017 was \$3,465,000 and \$17,407,000, respectively.

***Stock-Based Compensation Expense***

Stock-based compensation expense for options granted to employees was \$1,555,000 and \$3,358,000 for 2016 and 2017, respectively. Stock-based compensation expense for options granted to non-employees was \$295,000 and \$187,000 for 2016 and 2017, respectively. Stock-based compensation expense is included in selling, general and administrative expenses in our consolidated statements of operations.

The weighted-average grant date fair value of options granted during 2016 and 2017 was \$1.99 per share and \$9.11 per share, respectively. As of July 30, 2016 and July 29, 2017, the total unrecognized compensation expense related to unvested options, net of estimated forfeitures, was \$5,669,000 and

---

[Table of Contents](#)

**STITCH FIX, INC.**

**Notes to Consolidated Financial Statements**

\$34,532,000, respectively, which we expect to recognize over an estimated weighted average period of 3.1 years and 4.0 years, respectively.

In determining the fair value of the stock-based awards, we use the Black-Scholes option-pricing model and assumptions discussed below. Each of these inputs is subjective and generally requires significant judgment.

*Fair value of Common Stock* – The fair value of the shares of common stock underlying our stock options has been determined by the board of directors. As there is no public market for our common stock, the board of directors has determined the fair value of the common stock on the stock option grant date by considering a number of objective and subjective factors, including third-party valuations of our common stock, sales of our common stock, operating and financial performance, the lack of marketability of our common stock and general macro-economic conditions.

*Expected Term* – The expected term represents the period that our stock options are expected to be outstanding and is determined using the simplified method (based on the mid-point between the vesting date and the end of the contractual term).

*Expected Volatility* – Because we are privately held and do not have an active trading market for our common stock, the expected volatility was estimated based on the average volatility for publicly-traded companies that we consider to be comparable, over a period equal to the expected term of the stock option grants.

*Risk-Free Interest Rate* – The risk-free interest rate is based on the U.S. Treasury zero coupon notes in effect at the time of grant for periods corresponding with the expected term of the option.

*Expected Dividend* – We have not paid dividends on our common stock and do not anticipate paying dividends on our common stock; therefore, we use an expected dividend yield of zero.

The fair value of stock options granted to employees was estimated at the grant date using the Black-Scholes option-pricing model with the following assumptions:

	<u>2016</u>	<u>2017</u>
Expected term (in years)	5.4 – 6.9	5.1 – 7.7
Volatility	44.3 – 47.9%	42.6 – 46.0%
Risk-free interest rate	1.1 – 1.9%	1.3 – 2.3%
Dividend yield	— %	— %

In July 2017, options to purchase an aggregate of 1,097,463 shares of common stock which had both a service-based condition and a liquidity event-related performance condition were granted to certain members of our executive management team. Such options vest ratably over the 24 month period following the fourth anniversary of the grant date, subject to an IPO occurring within 12 months of the grant date and the optionholder's continuous service through each vesting date. The aggregate grant-date fair value of such option awards was \$14.0 million. As of July 29, 2017, achievement of the performance condition was not deemed probable and accordingly, no expense was recognized related to these option awards.

---

[Table of Contents](#)**STITCH FIX, INC.****Notes to Consolidated Financial Statements*****Early Exercise of Employee Options***

We allow certain employees to exercise options granted under the Plan prior to vesting in exchange for shares of restricted common stock subject to a right of repurchase that lapses according to the original option vesting schedule. The proceeds from the exercise of options are recorded in other current liabilities and other long-term liabilities in our consolidated balance sheets at the time the options are exercised and reclassified to common stock and additional paid-in capital as our repurchase right lapses. Upon termination of employment, any unvested shares are subject to repurchase by us at the original purchase price.

We issued 42,500 and 111,557 shares of common stock during 2016 and 2017, respectively, upon exercise of unvested stock options. As of July 30, 2016 and July 29, 2017, 1,699,147 shares and 702,144 shares, respectively, held by employees were subject to repurchase at an aggregate price of \$1,483,000 and \$1,235,000, respectively.

***Sales of Our Stock***

In April 2016, an employee sold an aggregate of 268,095 shares of our common stock for a total of \$6,000,000 to an existing investor. The purchase price was in excess of the fair value of such shares. As a result, during 2016, we recorded the excess of the purchase price above fair value of \$4,810,000 as compensation expense with a corresponding credit to additional paid-in capital.

In November 2016, we initiated a cash tender offer which was completed in December 2016 for the purchase of our common stock, including shares underlying then-unexercised vested options, at a purchase price of \$22.61 per share. To be eligible to participate in the tender offer, employees must have received equity grants with vesting start dates on or before October 31, 2014. Such employees could elect to sell up to 10% of their total vested holdings. The total number of tendered shares was 526,620 for total cash consideration of \$11,883,000. The purchase price per share in the tender offer was in excess of the fair value of our common stock at the time of the transaction. As a result, during 2017, we recorded the excess of the purchase price above fair value of \$8,326,000 as compensation expense.

In January 2017, two of our former employees sold 554,799 shares of our common stock for a total of \$12,544,000 to existing investors. In addition, an employee sold 85,000 shares of our Series C convertible preferred stock for a total purchase price of \$1,922,000 to an existing investor. The purchase price was in excess of the fair value of such shares. During 2017, we recorded \$12,957,000 as compensation expense related to these transactions.



[Table of Contents](#)
**STITCH FIX, INC.**
**Notes to Consolidated Financial Statements**
**10. Income Taxes**

The components of the provision for income tax expense are as follows (in thousands):

	<u>July 30, 2016</u>	<u>July 29, 2017</u>
<b>Current:</b>		
Federal	\$29,204	\$17,027
State	4,706	3,096
Total current	<u>33,910</u>	<u>20,123</u>
<b>Deferred:</b>		
Federal	(5,458)	(6,009)
State	(411)	(719)
Total deferred	<u>(5,869)</u>	<u>(6,728)</u>
Provision for income taxes	<u>\$28,041</u>	<u>\$13,395</u>

The components of net deferred tax assets are as follows (in thousands):

	<u>July 30, 2016</u>	<u>July 29, 2017</u>
Deferred tax assets:		
Inventory reserve and UNICAP	\$ 9,262	\$13,378
Deferred rent	3,736	4,858
Accruals and reserves	3,054	6,215
Other	905	1,099
Gross deferred tax assets	<u>16,957</u>	<u>25,550</u>
Deferred tax liabilities:		
Depreciation and amortization	(3,522)	(5,407)
Other	(234)	(152)
Gross deferred tax liabilities	<u>(3,756)</u>	<u>(5,559)</u>
Net deferred tax assets	<u>\$13,201</u>	<u>\$19,991</u>

As of July 29, 2017, we had a federal net operating loss carryforward of \$327,000. If not utilized, this loss will begin to expire in 2033. This net operating loss carryforward is subject to an annual limitation under Internal Revenue Code §382, but is expected to be fully realized in the future.

[Table of Contents](#)
**STITCH FIX, INC.**
**Notes to Consolidated Financial Statements**

The reconciliation of our effective tax rate to the statutory federal rate is as follows (in thousands, except percentages):

	<b>2016</b>		<b>2017</b>	
Tax at federal statutory rate	\$21,428	35.0%	\$ 4,481	35.0%
State taxes, net of federal effect	2,386	3.9	1,270	9.9
Remeasurement of preferred stock warrant liability	1,057	1.7	6,608	51.6
Nondeductible compensation	1,683	2.8	—	—
Other	1,487	2.4	1,036	8.1
Effective tax rate	<u>\$28,041</u>	<u>45.8%</u>	<u>\$13,395</u>	<u>104.6%</u>

**Uncertain Tax Positions**

A reconciliation of our unrecognized tax benefits is as follows (in thousands):

	<b>July 30, 2016</b>	<b>July 29, 2017</b>
Balance at the beginning of year	\$ 481	\$ 846
Settlement with tax authorities	—	—
Lapse of statute of limitations	—	—
Increase related to prior period tax positions	—	—
Decrease related to prior period tax positions	—	(36)
Increase related to current year tax positions	365	242
Balance at the end of year	<u>\$ 846</u>	<u>\$1,052</u>

The amount of unrecognized tax benefits relating to our tax positions is subject to change based on future events including, but not limited to, the settlements of ongoing audits and/or the expiration of applicable statutes of limitations. Although the outcomes and timing of such events are highly uncertain, we anticipate that the balance of the liability for unrecognized tax benefits and related deferred tax assets will not significantly change during the next twelve months. Our liability for uncertain tax positions as of July 29, 2017 includes \$832,000 related to amounts that would impact our current and future tax expense.

We recognize interest and penalties related to uncertain tax positions in our provision for income taxes.

We file U.S. federal and various state and local income tax returns, including the State of California. We are subject to U.S. federal, state or local income tax examinations for all prior years.

[Table of Contents](#)
**STITCH FIX, INC.**
**Notes to Consolidated Financial Statements**
**11. Earnings (Loss) Per Share and Pro Forma Earnings Per Share Attributable to Common Stockholders**
***Earnings (Loss) Per Share Attributable to Common Stockholders***

A reconciliation of the numerator and denominator used in the calculation of the basic and diluted earnings per share attributable to common stockholders is as follows (in thousands except share and per share amounts):

	<u>2016</u>	<u>2017</u>
<b>Numerator:</b>		
Net income (loss)	\$ 33,181	(594)
Less: noncumulative dividends to preferred stockholders	(2,533)	—
Less: undistributed earnings to participating securities	(22,437)	—
Net income (loss) attributable to common stockholders - basic	<u>8,211</u>	<u>(594)</u>
Add: adjustments to undistributed earnings to participating securities	<u>1,285</u>	<u>—</u>
Net income (loss) attributable to common stockholders - diluted	<u>\$ 9,496</u>	<u>(594)</u>
<b>Denominator:</b>		
Weighted-average shares of common stock - basic	22,729,890	24,973,931
Effect of dilutive stock options	<u>5,152,954</u>	<u>—</u>
Weighted-average shares of common stock - diluted	<u>27,882,844</u>	<u>24,973,931</u>
Earnings (loss) per share attributable to common stockholders:		
Basic	<u>\$ 0.36</u>	<u>(0.02)</u>
Diluted	<u>\$ 0.34</u>	<u>(0.02)</u>

The following common stock equivalents were excluded from the computation of diluted earnings (loss) per share for the periods presented because including them would have been antidilutive:

	<u>2016</u>	<u>2017</u>
Convertible preferred stock	59,511,055	59,511,055
Stock options to purchase common stock	105,993	5,675,447
Preferred stock warrants	<u>1,066,225</u>	<u>1,066,225</u>
Total	<u>60,683,273</u>	<u>66,252,727</u>

---

[Table of Contents](#)

**STITCH FIX, INC.**

**Notes to Consolidated Financial Statements**

***Unaudited Pro Forma Earnings Per Share Attributable to Common Stockholders***

The following table sets forth the computation of our unaudited pro forma basic and diluted earnings per share attributable to common stockholders (in thousands, except share and per share amounts) assuming the automatic conversion of the convertible preferred stock and the automatic exercise of the preferred stock warrants upon consummation of an IPO as if such event had occurred as of the beginning of the respective period:

	<u>2017</u> (unaudited)
<b>Numerator:</b>	
Net loss	\$ (594)
Add: change in fair value of preferred stock warrant liability	18,881
Less: undistributed earnings to participating securities	<u>(249)</u>
Net income used in calculating pro forma earnings per share attributable to common stockholders - basic	\$ 18,038
Add: adjustments to undistributed earnings to participating securities	<u>14</u>
Net income used in calculating pro forma earnings per share attributable to common stockholders - diluted	<u>\$ 18,052</u>
Weighted-average shares used to calculate earnings per share attributable to common stockholders, basic and diluted	24,973,931
Pro forma adjustment to reflect assumed exercise of preferred stock warrants	1,066,225
Pro forma adjustment to reflect assumed conversion of all outstanding shares of convertible preferred stock	<u>59,511,055</u>
Weighted-average shares used to calculate pro forma earnings per share attributable to common stockholders - basic	85,551,211
Effect of dilutive stock options	<u>5,357,330</u>
Weighted-average shares used to calculate pro forma earnings per share attributable to common stockholders - diluted	<u>90,908,541</u>
Pro forma earnings per share attributable to common stockholders:	
Basic	<u>\$ 0.21</u>
Diluted	<u>\$ 0.20</u>

## 12. Subsequent Events

Subsequent events have been evaluated through October 18, 2017, which is the date the 2017 consolidated financial statements were available to be issued.

## Table of Contents



"I am a busy mom and business owner, so I don't always have time to shop. Stitch Fix gives me peace of mind knowing that I always have fun new pieces coming without having to spend any valuable time doing it myself! I can always feel confident that the items I'm getting are of great quality, which is super important to me."

**Stephanie G.**  
Age: 32 Location: Bend, OR



"What has surprised me is the fact that there is actually cute fashion out there for the curvy girl! If you go into some of the plus size departments, everything is very matronly or cut like a circus tent. Stitch Fix's pieces for the curvy girl have been stylish, fitted and I almost always receive compliments on everything I wear from Stitch Fix."

**Hillary B.**  
Age: 46 Location: Dublin, CA



"It surprised me that most of the clothes fit me well. Especially the pants. I have a hard time finding pants that fit well. Stitch Fix has somehow taken into account that my body type is unique and I deserve a unique fit. I appreciate that a ton."

**Kelvin D.**  
Age: 30 Location: Columbia, SC

Kelvin is a content partner who receives product credit for posts about Stitch Fix.



**PAIGE**

"Stitch Fix helped me become more strategic with my business and gave me the insight to create a 26-inch inseam for their petite clients. We developed the product exclusively for them and today, it's a top-selling style for PAIGE & Stitch Fix. Stitch Fix's business model and rich customer data allows us to curate the perfect buy, leading to the best success rate possible."

**Paige Adams-Gellar**  
Founder & Creative Director, PAIGE

---

[Table of Contents](#)



STITCH FIX